

2008-09 Saint Francis

RED FLASH MEN'S BASKETBALL

RED FLASH SCOREBOARD

DATE	OPPONENT	TIME
Nov. 14	at Texas Tech	L, 81-47
Nov. 17	at American	L, 67-46
NOV. 20	DUQUESNE	L, 83-72
NOV. 22	BUCKNELL	W, 69-59 (OT)
Nov. 24	at Lehigh	L, 61-56
Nov. 29	at Youngstown State	W, 66-65
Dec. 1	at Morgan State	W, 65-61
DEC. 4	LONG ISLAND*	7 P.M.
DEC. 6	ST. FRANCIS-NY* (FSN-PITTSBURGH)	NOON
Dec. 14	at Iona	7 p.m.
Dec. 17	at St. Bonaventure	7 p.m.
Dec. 31	at Vanderbilt	Noon
Jan. 3	at Robert Morris*	7 p.m.
Jan. 8	at Sacred Heart*	TBA
Jan. 10	at Quinnipiac*	TBA
JAN. 15	WAGNER*	7 P.M.
JAN. 17	CCSU*	4 P.M.
Jan. 22	at Fairleigh Dickinson*	TBA
Jan. 24	at St. Francis-NY* (FSN-Pittsburgh)	4 p.m.
JAN. 29	MONMOUTH*	7 P.M.
JAN. 31	BRYANT	7 P.M.
Feb. 5	at CCSU*	TBA
Feb. 7	at Wagner* (FSN-Pittsburgh)	4 p.m.
FEB. 12	QUINNIPIAC*	7 P.M.
FEB. 14	SACRED HEART*	7 P.M.
Feb. 19	at Long Island*	TBA
Feb. 21	at Mount St. Mary's*	7 p.m.
FEB. 26	ROBERT MORRIS*	7 P.M.
FEB. 28	FAIRLEIGH DICKINSON*	7 P.M.

Home Games in **BOLD & CAPS**

TV Coverage listed in ()

* indicates Northeast Conference game

All Times are Eastern

Game 8

Long Island (1-3) at SAINT FRANCIS (3-4)

Thursday, December 4, 2008 ♦ 7 p.m.

DeGol Arena (3,500) ♦ Loretto, Pa.

Radio: The EDGE 1400 AM (Loretto); 850 AM (Johnstown)

Webstream: www.goRedFlash.com and www.edge1400.com

Radio Crew: Joe Vesnesky and Bernie Jubeck



Saint Francis University

Head Coach: Don Friday
Alma Mater: Lebanon Valley, 1990
At SFU: 3-4/1st Season
Career: 86-53/6th Season

SFU PPG: 60.1
OPP's PPG: 68.1
FG Pct: 41.3
FG Pct. Defense: 43.6



Long Island University

Head Coach: Jim Ferry
Alma Mater: Keene State, 1990
At LIU: 70-108/8th Season
Career: 174-127/12th Season

LIU PPG: 65.8
OPP's PPG: 71.5
FG Pct: 39.3
FG Pct. Defense: 43.6

⇒ **Next Up:** Having won three of their last four games, the Red Flash head into early-season Northeast Conference action with some momentum. SFU is coming off an upset of MEAC preseason favorite, Morgan State, and will welcome Long Island University to DeGol Arena at 7 p.m. on Thursday night. It will mark the NEC opener for both teams. The Red Flash will then turn around and have another NEC game, versus St. Francis-NY, at Noon on Saturday, at DeGol Arena.

⇒ **Sizing Up The Blackbirds:** Long Island is 1-3 on the young season, with a win over Army at home. The Blackbirds have lost all three of their road games at St. John's (73-63), at Canisius (76-63) and at St. Peter's (69-59). LIU is averaging 65.8 ppg, and allowing 71.5 ppg. Sophomore Kyle Johnson is leading the Blackbirds with 16.5 ppg and 7.3 rpg, and has made 17-of-20 (.850) free throw attempts. Junior Jaytornah Wisseh is second on the team with 13.8 ppg and 4.3 rpg, and has a team-high 20 assists. LIU has a squad that features just two seniors and two juniors, and has three sophomores and seven freshmen.

Saint Francis Projected Starters

No.	Name	Yr.	Pos.	Ht.	Wt.	PPG	RPG	APG	Last Game/Conf. Rank or Notes
15	Cale Nelson	Sr.	G	5-10	180	7.3	2.4	4.1	4th in NEC with 4.14 apg
3	Marquis Ford	Sr.	G	5-10	175	9.7	3.6	2.4	7th in NEC with 51.1 FG%
1	Devin Sweetney	Jr.	F	6-6	180	14.0	7.9	0.4	9th career dbl-dbl at Morgan State
54	Kurt Hoffman	Jr.	F	6-6	210	4.4	3.1	0.3	57.1 FG% leads Saint Francis
13	Mislav Jukic	Jr.	F	6-7	220	10.7	6.6	0.7	13.0 ppg, 9.0 rpg, 56.3 FG% last 2 gms

TEAM INFORMATION

Conference:Northeast
 Home Court:DeGol Arena
in the Maurice Stokes Athletics Center
 Capacity:3,500
 2007-08 Record:6-23
 2007-08 NEC Record / Finish:4-14, T8th
 Letterwinners Returning / Lost:11 / 2
 Starters Returning / Lost:3 / 2
 Newcomers:2

ATHLETIC COMMUNICATIONS

Director / Men's Basketball Contact: ...Bob Volkert
PO Box 600
Loretto, Pa. 15940
 E-mail:rvolkert@francis.edu
 Office:814-472-3128
 Cell (Media Use ONLY):814-330-6281
 Fax:814-472-3196
 Assistant Director:Ashley Bailey
 Assistant Office:814-472-3916
 Website:www.goRedFlash.com

PROGRAM HISTORY

First Season of Varsity Competition:1905-06
 All-Time Basketball Record: ...871-932 (96th season)
 Years in NCAA Tournament / Last:1 / 1990-91
 Last Post-Season Opponent:Arizona
 Result:Arizona 93, Saint Francis 80
 NIT Years (record) / Last:3 (3-4) / 1957-58

RADIO INFORMATION

Radio Station:Red Flash Sports Radio Network
 Flagship:The EDGE WWGE 1400 AM (Loretto)
 Network: ...The EDGE WKGE 850 AM (Johnstown)
 Listen on the Web:www.edge1400.com
 Play-by-Play:Joe Vesnesky (30th season)
 Color Commentator:Bernie Jubeck (6th season)

MEDIA SERVICES

Don Friday Interviews

Media members wishing to arrange an interview with head coach Don Friday are asked to contact Bob Volkert in the SFU Athletic Communications office. Times can be arranged before or after practice, but must be scheduled in advance.

Player Interviews

Media members wishing to arrange an interview with an SFU player must contact Bob Volkert in the SFU Athletic Communications office. It is asked that at least 48 hours prior notice is given in order to arrange the interview, and it must occur in a fashion that does not interfere with the student-athlete's academic schedule.

Post-Game Interviews

The SFU locker room is closed to the media.

During games at DeGol Arena, a member of the SFU Athletic Communications office will collect player interview requests towards the end of the second half. Following the NCAA's recommended cooling-off period, head coach Don Friday and SFU players will address the media in the post-game media room.

On the road, interviews will be conducted outside the locker room unless an interview area is provided.

COACHING STAFF

Head Coach: Don Friday (Lebanon Valley, '90) - 1st Season
Assistant Coach: Abe Badmus (Bucknell, '07) - 1st Season
Assistant Coach: Doug Kraft (Millersville, '89) - 1st Season
Assistant Coach: Rob Krimmel (Saint Francis' 00) -9th Season
Head Graduate Manager: David Marshall (Susquehanna, '08) 1st Season

Long Island Projected Starters

No.	Name	Yr.	Pos.	Ht.	Wt.	PPG	RPG	APG	Last Game/Conf. Rank or Notes
00	Kyle Johnson	So.	G	6-4	200	16.5	7.3	0.3	Team-leader in scoring
01	Ron Manigault	Sr.	F	6-4	210	5.3	8.3	2.0	57.1 FG%; 8.3 rpg leads team
22	Jaytornah Wisseh	Jr.	G	6-1	180	13.8	4.3	5.0	2nd in NEC with 5.0 apg
24	David Hicks	So.	G	6-1	195	8.3	2.8	1.0	12-of-30 (.400) from field
33	Aurimas Adomaitis	Jr.	C	6-9	235	4.3	1.8	0.0	6-of-9 (.667) on field goal attempts

⇒ **The Series/Last Meeting:** The Red Flash own an all-time series advantage of 30-26 against the Blackbirds, but have struggled as of late, losing six of the last seven meetings. The teams only played one time last season with Long Island coming away with a 71-61 victory at DeGol Arena. The Red Flash split with LIU in 2006-07, winning the home contest, 72-56, as part of a three-game winning streak to end the season. In last year's contest, Devin Sweetney had 10 points, 4 rebounds and 3 assists, and Kurt Hoffman had 8 points and made 4-of-4 attempts at the charity stripe to go with 2 rebounds and a steal. SFU fell behind, 45-22, at the half, but shot 59.1 percent in the second half to outscore the Blackbirds 39-26 in the final 20 minutes.

⇒ **Looking Ahead:** Saint Francis will play host to Long Island on Thursday, before taking on St. Francis-NY in a rare Noon contest on Saturday afternoon. The game against the Terriers will be televised on MSG, FSN-Pittsburgh and Fox-8 (Johnstown). The Red Flash will then take eight days off for final exams before traveling to Iona on Dec. 14.

⇒ **Tough Match-Up Defense:** Saint Francis has alternated from a man-to-man defense to a match-up zone during the course of the season, and the system is paying huge dividends. The Red Flash have won three of their last four games by focusing on defense. They have held all four opponents to 65 points-or-less, which marks the first time since the 2001-02 season in which an SFU team has accomplished that in the same season. (SFU held five straight opponents to 65-or-fewer points during the last three games of 2003-04, and the first two games of 2004-05). Saint Francis is 39-21 (.650 winning percentage) since the start of the 2002-03 season when holding opponents to 65 or fewer points in a game.

⇒ **Lights Out:** The Red Flash have been shooting the lights out over the past two games, putting up field goal percentages of 51.0% and 60.5% in wins at Youngstown State and Morgan State, respectively. Being that SFU attempted just 38 shots at Morgan State, shot selection has been a key factor in the team's shooting efficiency. The last time Saint Francis shot 50 percent or better in back-to-back games was Jan. 23 and Jan. 25, 2007, against Robert Morris and Monmouth, respectively. The last time the Red Flash attempted fewer than 40 shots in a game was on Jan. 13, 2007, at Long Island.

⇒ **On a Roll:** During the last four games, in which the Red Flash have won three, SFU has improved each game. The Red Flash shot 35.6 percent from the field in an overtime victory over Bucknell (11/22). The team's field goal percentage has improved each game since - 40.5% at Lehigh (11/24), 51.0% at Youngstown State (11/29) and 60.5% at Morgan State (12/01). During that span, SFU is shooting a combined 46.6 percent over the last four games, while its opponents are shooting just 36.7 percent. Saint Francis also has a plus-3.8 rebounding margin over the last four games.

⇒ **President-Elect Hoffman:** Junior forward Kurt Hoffman was recently elected as Saint Francis' next President of the Student-Athlete Advisory Committee. He will officially take over the post at the beginning of the spring semester, and will serve as President during the 2009 calendar year. As President of SAAC, Hoffman is the lead voice of SFU's student-athletes, and oversees student-athlete welfare issues.

⇒ **We're Going Streaking:** Junior Devin Sweetney has played in, and started, 65 consecutive games for the Red Flash. It is the longest such streak for Saint Francis. Senior Cale Nelson has also played in 65 straight games, and has started the last 40.

⇒ **Back in the Saddle:** Senior Marquis Ford has improved in several key categories from his 2007-08 numbers. After leading the NEC with a 51.0 percent success rate from outside the arc in 2006-07, Ford struggled last season. It appears the fourth-year player has reverted back to his old form. Ford is averaging 9.7 ppg and 3.6 rpg, and is second on the team with 8 steals and 17 assists. He is 10-of-21 from downtown for a 47.6 percent success rate. Overall, Ford ranks seventh in the Northeast Conference by shooting 51.1 percent (24-of-47) from the field.

⇒ **Success at the Stripe:** The Red Flash are off to a scorching start at the free throw line in 2008-09. Despite struggling at Morgan State (15-of-23), Saint Francis is 108-of-136 as a team, and ranks first in the Northeast Conference with an 79.4 percent success rate. The next closest team in the NEC, Robert Morris, has made 97-of-133 at-

BY ELIGIBILITY

Seniors (5): Marquis Ford; Kyle Jackson; Cale Nelson;

Steve Profeta; Grant Surprenant

Juniors (5): Kurt Hoffman; Mislav Jukic; Cedric Latimer;

Chris McFarland; Randy Spaid; Devin Sweetney

Sophomores (1): Sorena Orandi

Freshmen (1): Curtis Keys

PRONUNCIATIONS

Marquis Ford Mar-KEECE Ford

Mislav Jukic MEE-slav U-kick

Sorena Orandi So-RAH-nah O-REN-day

Steve Profeta Pro-FET-ah

Grant Surprenant Su-PURR-not

2008-09 SFU NUMERICAL ROSTER

NO.	NAME	YR.	POS.	HT.	WT.	HOMETOWN / HIGH SCHOOL
1	Devin Sweetney**	Jr.	G/F	6-6	180	Washington, D.C. / Riverdale Baptist
2	Chris McFarland**	Jr.	G	6-0	180	Montgomery Village, Md. / Riverdale Baptist
3	Marquis Ford***	Sr.	G	5-10	175	St. Petersburg, Fla. / St. Petersburg
5	Curtis Keys	Fr.	G	6-2	170	Reston, Va. / South Lakes
13	Mislav Jukic**	Jr.	F	6-7	220	Zagreb, Croatia / Life Center Academy (NJ)
14	Sorena Orandi*	So.	G	6-1	180	Vastra Frolunda, Sweden / Solebury Prep
15	Cale Nelson***	Sr.	G	5-10	180	Newville, Pa. / Big Spring
21	Randy Spaid**	Jr.	F/C	6-8	200	Portage, Pa. / Portage
30	Grant Surprenant***	Sr.	G	6-5	180	Palatine, Ill. / Palatine
33	Kyle Jackson**	Sr.	G	6-3	175	Bolingbrook, Ill. / Plainfield Central
40	Cedric Latimer	Jr.	F	6-6	220	Los Angeles, Calif. / Windward
43	Steve Profeta***	Sr.	G	6-5	180	Carnegie, Pa. / Chartiers Valley
54	Kurt Hoffman**	Jr.	F	6-6	210	Johnstown, Pa. / Greater Johnstown

Saint Francis / Long Island Statistical Comparison

STATISTIC	SFU	LIU
Record	3-4	1-3
RPI	n/a	n/a
Scoring Offense	60.1	65.8
Scoring Defense	68.1	71.5
Scoring Margin	-8.0	-5.7
Free Throw Percentage	.794	.618
Field Goal Percentage	.413	.393
Field Goal Percentage Defense	.436	.436
3-Point Field Goal Percentage	.351	.356
3-Point Field Goal Percentage Defense	.362	.301
Rebounding Offense	34.3	37.8
Rebounding Defense	32.0	36.8
Rebounding Margin	+2.3	+1.0
Blocked Shots	1.4	0.8
Assists	10.9	10.8
Steals	5.7	5.8

tempts for 72.9 percent. Only four other teams in the NEC have ATTEMPTED as many free throws as the Red Flash have made (108).

⇒ **The 700 Club:** Junior Devin Sweetney scored a career high 25 points, and tied career highs with 8 field goals, 17 field goals attempted and 2 blocks on Nov. 20th, against Duquesne. The Washington, D.C. native scored his 700th career point by making a pair of free throws to give the Red Flash an early 2-0 lead against the Dukes. Sweetney now has 780 career points, most of any player on the SFU roster. He also has a team-best 422 career rebounds. He needs just 20 points to reach 800 for his career. Sweetney is on pace to become just the 14th player in school history to record 1,000 points and 650 points during their careers.

⇒ **Inside Presence:** Junior Mislav Jukic has begun to make his presence felt in the low post for the Red Flash in 2008-09. After seven games, he has scored 75 points (10.7 ppg), which is already a career high. His 46 rebounds (6.6 rpg) are also a career high. Jukic made 8-of-10 from the field and scored a career-high 19 points in SFU's thrilling overtime victory over Bucknell on Nov. 22. He then recorded his first career double-double with 15 points and a career-high 11 rebounds in a victory at Youngstown State on Nov. 29. Coming into the 2008-09 season, Jukic was averaging 2.1 ppg and 1.1 rpg.

⇒ **Same Names, New Numbers:** Several Red Flash returnees will be sporting new numbers this season. Marquis Ford switched from No. 11 to No. 3; Kurt Hoffman changed from No. 45 to his old high school No. 54; Mislav Jukic changed his number from 35 to 13; Chris McFarland will wear No. 2 in lieu of No. 20; and Randy Spaid will now wear No. 21 instead of No. 40.

⇒ **On The Tube:** Saint Francis will appear on regional television three times this season, including once at home in the comfort of DeGol Arena. The Red Flash will play host to St. Francis-NY on Saturday, Dec. 6, in a contest that will be televised live on MSG Network at Noon. The game will be televised to a tape delayed audience on FSN-Pittsburgh later that evening at 8 p.m.

Saint Francis versus St. Francis-NY will again be televised on the same two stations play in Brooklyn, New York, on Jan. 24. That contest will broadcast live on both MSG and FSN-Pittsburgh at 4 p.m.

Saint Francis' final televised game of the season will be on Feb. 7 at Wagner. The game will air live on MSG at 4 p.m. that day, while it will be shown on tape delay at 9 p.m. on Feb. 9, on FSN-Pittsburgh.

RED FLASH WHEN...

SFU RECORD BY STARTING LINEUP	
Ford, Hoffman, Jukic, Nelson, Sweetney	1-0
Ford, Jackson, Jukic, Nelson, Sweetney	1-0
Ford, Jukic, Nelson, Profeta, Sweetney	1-3
Ford, Hoffman, Nelson, Spaid, Sweetney,	0-1

SFU DOUBLE-FIGURE GAMES

Points	Sweetney (6), Ford (4), Jukic (4), Nelson (1), Surprenant (1)
Rebounds	Sweetney (2), Jukic (1)
Double-Doubles	Sweetney (2), Jukic (1)

Saint Francis Record... All NEC

At home	1-1	0-0
On road	2-3	0-0
Leading or tied at halftime	3-0	0-0
Trailing at halftime	0-4	0-0
Shoot 50% or higher	2-0	0-0
Shoot less than 50%	1-4	0-0
Shoot higher % than opponent	3-0	0-0
Shoot lower % than opponent	0-4	0-0
Opp. shoot worse than 50%	3-2	0-0
Opp. shoot 50% or higher	0-2	0-0
Score less than 60 points	0-3	0-0
Score 60-70 points	3-0	0-0
Score 71-80 points	0-1	0-0
Score 81-90 points	0-0	0-0
Score 91-plus points	0-0	0-0
Opp. score 50 points or less	0-0	0-0
Opp. score 51-60 points	1-0	0-0
Opp. score 61-70 points	2-2	0-0
Opp. score 71-80 points	0-0	0-0
Opp. score 81-90 points	0-2	0-0
Opp. score 91-plus points	0-0	0-0
Outrebound opponent	3-2	0-0
Outrebounded by opponent	0-2	0-0
Equal number of rebounds	0-0	0-0
Commit fewer turnovers than opp.	0-0	0-0
Commit same turnovers as opp.	0-0	0-0
Commit more turnovers than opp.	3-4	0-0
Make 8 or more 3-pointers	1-1	0-0
Make 7 or fewer 3-pointers	2-3	0-0
Games decided by 3 or fewer points	1-0	0-0
Game decided by 4-10 points	2-1	0-0
Overtime games	1-0	0-0
On Television	1-1	0-0
Games vs. ranked opp.	0-0	0-0
Games following a loss	2-2	0-0
Games following a win	1-1	0-0
More points in paint than opp.	3-1	0-0
Fewer or same points in paint	0-3	0-0
More bench points than opp.	1-2	0-0
Fewer or same bench points than opp.	2-2	0-0
More 2nd chance points than opp.	0-2	0-0
Fewer or same 2nd chance points	3-2	0-0
On Sunday	0-0	0-0
On Monday	1-2	0-0
On Tuesday	0-0	0-0
On Wednesday	0-0	0-0
On Thursday	0-1	0-0
On Friday	0-1	0-0
On Saturday	2-0	0-0
Day Games	0-0	0-0
Night Games (5 p.m. or later start)	3-4	0-0

⇒ **Preseason Polls:** The Red Flash were selected by Northeast Conference coaches to finish 11th in the league in 2008-09. Saint Francis completed last season in a four-way tie for eighth place, just one game out of an NEC Tournament berth. The Red Flash are looking to make the NEC Tournament for the first time since 2004-05.

⇒ **New Faces:** Junior Cedric Latimer and freshman Curtis Keys are new faces on the Red Flash roster this season. However, neither player will participate in 2008-09. Latimer, a transfer from Santa Clara, will sit out in compliance with NCAA transfer rules. Keys will take the year off to concentrate on academics.

⇒ **Joe Vesnesky Returns:** Long-time "Voice" of the Red Flash, Joe Vesnesky, returns for his 30th season in Loretto. Don Friday will be the sixth Saint Francis head coach in which he will cover, and he will cover SFU athletics under his sixth U.S President. Vesnesky's partner, Bernie Jubeck, will be the color commentator at all home games, and select road games.

⇒ **Tickets For Games at DeGol Arena:** Tickets for basketball games held at DeGol Arena can be purchased by calling 814-472-3286. General admission tickets are \$7.00 for adults, and \$4.00 for students/children (12 and under). Season ticket prices are as follows: Reserved chairback seats \$100; General Admission Adult \$65; General Admission Student/Children \$40.

⇒ **Schedule Changes:** In case you missed it, Saint Francis' contest vs. Duquesne has been changed from Dec. 19 to a 7 p.m. start on Thurs., Nov. 20, at DeGol Arena. Also, the Red Flash game versus CCSU on Jan. 17 has been moved from 7 p.m. to 4 p.m.

⇒ **Bettwy Creative Artwork:** Saint Francis Athletics and Bettwy Creative Studio are teaming up in 2008-09 to bring Red Flash fans personalized artwork into their homes and offices. Bill Bettwy will attend various games throughout the year, beginning with the Nov. 22 game against Bucknell. Bring photos or digital images, or have Bill take photos on site, to have them blown up on a large color poster. More details will be available as the season progresses.

⇒ **New Faces For 2009-10:** Head coach Don Friday announced the first two signees of his first recruiting class at Saint Francis. Ronald Johnson and Umar Shannon will join the Red Flash for the 2009-10 season upon graduation from high school. Johnson is a 6-8, 215-pound forward from Gettysburg. He averaged 10.0 ppg, 12.0 rpg and 2.0 apg as a junior. Shannon tallied 16.9 ppg, 5.3 apg, 3.7 rpg and 2.3 spg at Atlantic City (N.J.) High School.

The Last Time Saint Francis...

Scored 100 points:2/28/94 vs. Long Island (W, 103-79)
Scored 100 points in NEC:2/28/94 vs. Long Island (W, 103-79)
Gave up 100 points:12/9/06 at Sacred Heart (L, 103-91)
Scored under 50 points:11/17/08 at American (L, 67-46)
Scored under 50 in NEC:1/16/08 at Mount St. Mary's (L, 56-44)
Held opponent under 50 points:1/22/05 vs. Wagner (W, 63-45)
Held NEC opponent under 50 pts:1/22/05 vs. Wagner (W, 63-45)
Beat a Top-10 Team:unknown
Beat a No. 1 Team:Never
Were ranked in the Top-10:unknown
Played an OT game:11/22/08 vs. Bucknell (W, 69-59 OT)
Won an OT game:11/22/08 vs. Bucknell (W, 69-59 OT)
Lost at home:11/20/08 vs. Duquesne (83-72)
Lost an NEC game at home:2/23/08 vs. Mount St. Mary's (72-61)
Best home record at DeGol Arena:17-1, 1990-91
Sold out DeGol Arena:3/6/91 vs. Fordham (W, 70-64)
Shot 60% or better12/1/08 at Morgan State (.605)
Shot 50-59.9%:11/29/08 at Youngstown State (.510)
Shot under 30%:11/14/08 at Texas Tech (.259)
Shot under 35%:11/17/08 at American (.347)
Shot 100% FT:unknown
Had 40 or more rebounds:11/22/08 vs. Bucknell (42)
Had 50 or more rebounds:11/9/05 vs. Bethune-Cookman (55)
Won/Lost on a Buzzer Beater:12/22/06 vs. Duquesne (L, 72-71)

⇒ **All-American Success:** Saint Francis has long been known for its reputation as a top university around the country, but it is not widely known that 33 current or former student-athletes have been honored for their success in and out of the classroom. SFU has had 33 all-time *ESPN The Magazine Academic All-Americans*, as voted on by members of CoSIDA. Saint Francis had three student-athletes receive the prestigious honor in 2007-08. The Red Flash men's basketball team has had five *ESPN The Magazine Academic All-Americans*, including current assistant coach Rob Krimmel and former Dallas Maverick Mike Iuzzolino, who were both two-time honorees. Iuzzolino was the *ESPN The Magazine Academic All-American of the Year* in 1991.

Saint Francis Records Watch

SAINT FRANCIS 1,000-POINT SCORERS

1. Joe Anderson (87-91)	2,301
2. Maurice Stokes (51-55)	2,282
3. Jeff Hamilton (81-85)	1,810
4. Kevin Porter (68-72)	1,766
5. Darshan Luckey (02-05)	1,699
6. Sandy Williams (61-64)	1,546
7. Harkeem Dixon (87-90, 92)	1,458
8. Greg Jacobs (83-87)	1,457
9. Norm Van Lier (66-69)	1,410
10. Frank Puschauer (53-57)	1,371
11. Wilbur Trosch (57-60)	1,361
12. Nick Leasure (75-79)	1,360
13. Len Murray (64-68)	1,323
14. Mike Iuzzolino (89-91)	1,346
15. Larry Lewis (66-69)	1,293
16. John Hilvert (87-91)	1,292
17. Deon George (90-94)	1,288
18. Eric Taylor (94-98)	1,287
19. Charlie Kates (77-81)	1,213
20. Joe Hazinsky (68-72)	1,187
21. Calvin Fowler (59-62)	1,179
22. Clarence Hopson (71-74)	1,148
23. Jim McClellan (54-58)	1,140
24. Terrence Martin (93-97)	1,130
25. Joe Aston (57-60)	1,128
26. John Bodner (48-52)	1,125
27. Bill Coyle (63-67)	1,097
28. Rob Wooster (92-96)	1,085
29. Joe Schoen (77-81)	1,076
30. Bill Wanish (48-51)	1,064
31. Ed Winters (59-62)	1,063
32. Napoleon Lightning (81-85)	1,060
33. Rahsaan Benton (01-06)	1,045
34. Bob Convey (77-81)	1,036
35. Jason Roberts (92-96)	1,017
35. Bob Nichols (72-76)	1,017
37. Ed W. Dugan (50-54)	1,003

CURRENT PLAYERS CAREER POINTS

Devin Sweetney (2006-present)	780
Marquis Ford (2005-present)	624
Cale Nelson (2004-present)	619
Grant Surprenant (2005-present)	464
Steve Profeta (2005-present)	267
Mislav Jukic (2006-present)	162
Kurt Hoffman (2006-present)	122
Chris McFarland (2006-present)	55
Kyle Jackson (2006-present)	50
Sorena Orandi (2007-present)	43
Randy Spaid (2006-present)	27

SAINT FRANCIS ALL-TIME REBOUNDING LEADERS

1. *Maurice Stokes (51-55)	1,819
2. Larry Lewis (66-69)	1,324
3. Jim McClellan (54-58)	1,002
4. Eric Taylor (94-98)	967
5. Joe Schoen (77-81)	942
6. Wilbur Trosch (57-60)	875
7. Sandy Williams (61-64)	833
8. Joe Aston (57-60)	831
9. Mike Copeland (68-71)	830
10. Don Falenski (55-59)	797
11. Norm Van Lier (66-69)	769
12. Frank Puschauer (53-57)	713
13. Jeff Hamilton (81-85)	711
14. Joe Anderson (87-91)	666
15. Charlie Kates (77-81)	665
16. William Saller (52-56)	653

* - Does not include Stokes' freshman year because rebounding statistics were not kept until 1952-53.

CURRENT PLAYERS CAREER REBOUNDS

Devin Sweetney (2006-present)	422
Marquis Ford (2005-present)	218
Cale Nelson (2004-present)	138
Steve Profeta (2005-present)	131
Kurt Hoffman (2006-present)	127
Grant Surprenant (2005-present)	105
Mislav Jukic (2006-present)	90
Kyle Jackson (2006-present)	43
Chris McFarland (2006-present)	36
Sorena Orandi (2007-present)	14
Randy Spaid (2006-present)	13

SAINT FRANCIS ALL-TIME ASSISTS LEADERS

1. Napoleon Lightning (81-85)	589
2. Jamal Ragland (97-01)	488
3. Bob Convey (77-81)	440
3. Greg Jacobs (83-87)	440
5. Jack Phelan (73-77)	353
6. Garrett Farha (04-06)	323
6. Don Graham (75-79)	323

CURRENT PLAYERS CAREER ASSISTS

Cale Nelson (2004-present)	263
Marquis Ford (2005-present)	249
Devin Sweetney (2006-present)	102
Steve Profeta (2005-present)	63
Grant Surprenant (2005-present)	43
Chris McFarland (2006-present)	30
Kurt Hoffman (2006-present)	24
Mislav Jukic (2006-present)	14
Sorena Orandi (2007-present)	13
Kyle Jackson (2006-present)	12
Randy Spaid (2006-present)	1

SAINT FRANCIS ALL-TIME BLOCKS LEADERS

1. Melvin Scott (1996-01)	137
2. Jerry Mack (1985-89)	109
3. Emmanuel Adekunle (1994-98)	105
4. Lou Schmitt (1980-84)	77
5. Reggie Lewis (1989-94)	74
6. Jason Osborne (2001-05)	71
7. Tom Bennetch (1987-91)	61
8. Jelani Lawrence (2005-07)	59
8. Mike Fink (1989-92)	59
10. Bassirou Dieng (2006-present)	58
11. Jeff Hamilton (1981-85)	52

CURRENT PLAYERS CAREER BLOCKS

Devin Sweetney (2006-present)	22
Kurt Hoffman (2006-present)	17
Steve Profeta (2005-present)	14
Mislav Jukic (2006-present)	7
Grant Surprenant (2005-present)	7
Marquis Ford (2005-present)	4
Kyle Jackson (2006-present)	2
Chris McFarland (2006-present)	2
Cale Nelson (2004-present)	1
Randy Spaid (2006-present)	1
Sorena Orandi (2007-present)	0

TEXAS TECH 81, SAINT FRANCIS 47

Nov. 14, 2008 | Lubbock, Texas

St. Francis 47 • 0-1

#	Player	Total			3-Pr			Rebounds			PF	TP	A	TO	Bk	Stl	Min																								
		FG	FGA	%	FG	FGA	%	FT	FTA	%								Off	Def	Tot																					
01	SWEETNEY, Devin	f	3-11	2-4	3-4	2	7	9	3	11	1	4	0	1	25																										
54	HOFFMAN, Kurt	f	0-2	0-0	0-0	0	4	4	2	0	0	2	0	19																											
21	SPAUD, Randy	c	0-2	0-0	0-0	0	1	1	2	0	1	0	0	11																											
03	FORD, Marquis	g	2-5	2-4	5-6	0	1	1	0	11	2	3	0	27																											
15	NELSON, Cale	g	3-8	2-5	0-0	0	2	2	1	8	2	3	0	35																											
02	McFARLAND, Chris	g	1-1	0-0	0-0	2	1	3	3	2	0	3	0	10																											
13	JUKIC, Mislav	g	4-10	0-0	2-2	1	4	5	2	10	0	1	1	20																											
14	ORANDI, Sorena	g	0-4	0-0	0-0	0	1	1	1	0	1	1	0	7																											
30	SURPRENANT, Grant	g	1-7	1-5	0-0	0	1	1	1	3	0	0	0	15																											
33	JACKSON, Kyle	g	0-1	0-0	0-0	1	1	2	2	0	3	0	1	13																											
43	PROFETA, Steve	g	0-3	0-3	2-2	2	1	3	3	2	2	2	0	18																											
Team			14-54			7-21			12-14			9			26			35			20			47			8			23			1			7			200		

FG % 1st Half: 8-22 36.4% 2nd half: 6-32 18.8% Game: 14-54 25.9% Deadball Rebounds 2
 3FG % 1st Half: 4-9 44.4% 2nd half: 3-12 25.0% Game: 7-21 33.3%
 FT % 1st Half: 4-4 100.0 2nd half: 8-10 80.0% Game: 12-14 85.7%

Texas Tech 81 • 1-0

#	Player	Total			3-Pr			Rebounds			PF	TP	A	TO	Bk	Stl	Min																								
		FG	FGA	%	FG	FGA	%	FT	FTA	%								Off	Def	Tot																					
05	Roberts, D'waly	f	1-2	0-0	2-4	1	2	3	2	4	1	1	0	1	20																										
31	Cohadarevic, Darko	f	1-2	0-1	2-2	0	2	2	1	4	0	2	1	0	12																										
20	Vosulik, Alan	g	3-7	2-6	0-0	1	2	3	0	8	2	0	0	3	23																										
21	Roberson, John	g	4-8	0-1	5-6	0	5	5	0	13	5	3	0	3	29																										
23	Okorie, Nick	g	6-12	4-6	0-0	1	0	1	1	16	2	2	0	0	19																										
02	Craig, Rodrick	g	0-3	0-0	0-0	0	1	1	0	0	1	0	0	9																											
03	Graham, Tyree	g	2-5	0-1	2-2	0	3	3	2	6	1	1	1	0	17																										
04	Ray, Corbin	g	1-3	0-0	0-0	2	1	3	1	2	0	0	0	7																											
10	Dunn, Wally	g	2-3	1-2	0-0	0	1	1	0	5	0	0	0	8																											
15	Lewandowski, Robert	g	1-3	0-0	0-0	1	2	3	2	2	0	2	1	0	8																										
24	Cook, Trevor	g	4-7	2-3	0-0	2	1	3	2	10	0	1	1	0	15																										
30	Prince, Michael	g	2-2	0-0	1-2	1	4	5	1	1	0	0	0	12																											
32	Singletary, Mike	g	2-4	0-0	2-2	2	3	5	1	6	1	1	0	13																											
41	Suljagic, Damir	g	0-1	0-0	0-0	1	1	2	0	1	1	0	0	8																											
Team			29-62			9-20			14-18			11			31			42			15			81			15			15			4			7			200		

FG % 1st Half: 16-31 51.6% 2nd half: 13-31 41.9% Game: 29-62 46.8% Deadball Rebounds 0
 3FG % 1st Half: 6-12 50.0% 2nd half: 3-8 37.5% Game: 9-20 45.0%
 FT % 1st Half: 5-6 83.3% 2nd half: 8-12 75.0% Game: 14-18 77.8%

Officials: Hal Lusk, Randy Heimerman, Henry Howard
 Technical fouls: St. Francis-None. Texas Tech-None.
 Attendance: 9951

Score by periods	1st	2nd	Total
St. Francis	24	23	47
Texas Tech	43	38	81

Last FG - SFU 2nd-02:22, TT 2nd-00:45.
 Largest lead - SFU by 6 1st-19:17, TT by 35 2nd-08:02.
 Score tied - 1 time.
 Lead changed - 3 times.

AMERICAN 67, SAINT FRANCIS 46

Nov. 17, 2008 | Washington, D.C.

SFU 46 • 0-2

#	Player	Total			3-Pr			Rebounds			PF	TP	A	TO	Bk	Stl	Min																								
		FG	FGA	%	FG	FGA	%	FT	FTA	%								Off	Def	Tot																					
01	SWEETNEY, Devin	* f	2-12	0-5	1-2	1	3	4	1	5	0	4	0	0	32																										
03	FORD, Marquis	* g	3-7	1-2	0-0	2	1	3	0	7	3	2	0	2	31																										
13	JUKIC, Mislav	* g	1-10	0-0	2-2	3	4	7	3	4	2	3	1	0	33																										
15	NELSON, Cale	* g	3-5	2-4	0-0	1	2	3	8	1	1	0	1	28																											
43	PROFETA, Steve	* g	3-5	2-4	0-0	0	0	0	4	8	0	1	0	17																											
02	McFARLAND, Chris	g	1-3	0-0	0-0	0	1	1	2	0	1	0	0	12																											
14	ORANDI, Sorena	g	0-0	0-0	0-0	0	0	0	0	0	0	0	0	2																											
21	SPAUD, Randy	g	0-0	0-0	0-0	0	0	0	0	0	0	0	0	2																											
30	SURPRENANT, Grant	g	0-1	0-1	0-0	0	0	0	0	0	0	0	0	5																											
33	JACKSON, Kyle	g	1-2	0-0	2-2	2	3	5	4	0	1	0	1	14																											
54	HOFFMAN, Kurt	g	3-4	0-0	2-3	3	4	7	2	8	0	2	0	24																											
Team			17-49			5-16			7-9			13			19			32			17			46			7			15			1			4			200		

FG % 1st Half: 8-24 33.3% 2nd half: 9-25 36.0% Game: 17-49 34.7% Deadball Rebounds 2
 3FG % 1st Half: 2-7 28.6% 2nd half: 3-9 33.3% Game: 5-16 31.3%
 FT % 1st Half: 1-2 50.0% 2nd half: 6-7 85.7% Game: 7-9 77.8%

American 67 • 1-1

#	Player	Total			3-Pr			Rebounds			PF	TP	A	TO	Bk	Stl	Min																					
		FG	FGA	%	FG	FGA	%	FT	FTA	%								Off	Def	Tot																		
14	Gilmore, Brian	* g	4-7	0-2	5-5	0	0	0	13	3	1	0	0	32																								
15	Borden, Frank	* g	0-1	0-1	2-2	0	3	3	2	3	0	1	2	25																								
3	Mercer, Derrick	* g	4-5	1-1	2-3	1	1	2	4	11	4	2	0	3	25																							
4	Markusovic, Frane	* g	0-0	0-0	0-0	1	2	3	2	0	1	0	1	9																								
5	Carr, Garrison	* g	10-18	5-12	3-3	0	2	2	3	28	0	0	0	33																								
1	Wilson, Matthew	g	0-0	0-0	0-0	0	0	0	0	0	0	0	0	1																								
13	Graft, Riley	g	1-1	0-0	0-0	0	0	0	0	2	0	0	0	1																								
12	Hendra, Nick	g	1-3	0-1	0-0	0	2	2	0	2	2	2	0	3	19																							
22	Luptak, Steve	g	0-2	0-0	0-0	0	3	3	1	0	1	0	0	15																								
32	Lumpkins, Stephen	g	2-4	0-0	1-3	0	3	3	3	5	0	1	2	12																								
44	Nichols, Jordan	g	2-3	0-0	0-0	2	3	5	1	4	1	2	0	2	28																							
Team			24-44			6-17			13-16			4			19			17			67			14			9			3			11			200		

FG % 1st Half: 13-25 52.0% 2nd half: 11-19 57.9% Game: 24-44 54.5% Deadball Rebounds 0
 3FG % 1st Half: 1-10 10.0% 2nd half: 5-7 71.4% Game: 6-17 35.3%
 FT % 1st Half: 4-4 100.0 2nd half: 8-12 75.0% Game: 13-16 81.3%

Officials: Tim Edwards, Tom Fahey, Paul Hiovinen
 Technical fouls: SFU-NELSON, Cale. American-Mercer, Derrick.
 Attendance: 2123

Score by periods	1st	2nd	Total
SFU	19	27	46
American	31	36	67

Last FG - SFU 2nd-01:57, AU 2nd-00:03.
 Largest lead - SFU by 1 1st-15:17, AU by 25 2nd-02:14.
 Score tied - 1 time.
 Lead changed - 2 times.

DUQUESNE 83, SAINT FRANCIS 72

Nov. 20, 2008 | Loretto, Pa.

Duquesne 83 • 2-0

#	Player	Total			3-Pr			Rebounds			PF	TP	A	TO	Bk	Stl	Min																								
		FG	FGA	%	FG	FGA	%	FT	FTA	%								Off	Def	Tot																					
25	SAUNDERS, Damian	f	5-6	0-1	1-2	3	4	7	4	11	1	3	3	3	19																										
30	CLARK, Bill	f	5-10	1-5	1-5	2	4	6	3	12	6	2	0	1	38																										
01	JACKSON, Aaron	g	9-15	0-2	2-6	1	3	4	3	20	7	4	0	7	35																										
13	DUTY, Jason	g	2-5	1-4	0-0	0	1	1	1	5	1	0	0	1	26																										
32	MONTEIRO, B.J.	g	1-3	0-1	1-2	0	2	2	3	2	0	0	2	14																											
03	EVANS, Eric	g	7-10	1-4	1-3	1	0	1	3	16	1	4	0	1	29																										
04	SHERWOOD, Jimmy	g	1-2	1-1	0-0	0	0	0	3	3	1	0	0	6																											
22	THEIS, David	g	1-3	0-0	0-1	2	2	4	1	2	0	1	2	0	16																										
23	BOLDING, Melquan	g	2-4	1-2	1-3	2	3	5	1	6	1	2	0	0	14																										
33	PEGGAU, Rodrigo	g	2-2	0-0	1-1	1	0	1	0	5	0	0	0	3																											
Team			35-60			5-20			8-25			12			20			32			18			83			22			17			5			15			200		

FG % 1st Half: 17-29 58.6% 2nd half: 18-31 58.1% Game: 35-60 58.3% Deadball Rebounds 8
 3FG % 1st Half: 3-10 30.0% 2nd half: 2-10 20.0% Game: 5-20 25.0%
 FT % 1st Half: 5-10 50.0% 2nd half: 3-15 20.0% Game: 8-25 32.0%

SAINT FRANCIS 72 • 0-3

#	Player	Total			3-Pr			Rebounds			PF	TP	A	TO	Bk	Stl	Min
		FG	FGA	%	FG	FGA	%	FT	FTA	%							
13	JUKIC, Mislav	f	4-8	0-0	1-2	3	2	5	2	9	1	3	0	0	23		
01	SWEETNEY, Devin	g	8-17	2-4	7-8	2	7	9	4	25	1	6	2	0	35		
03	FORD, Marquis	g	7-11	3-4													

LEHIGH 61, SAINT FRANCIS 56

Nov. 24, 2008 | Bethlehem, Pa.

St. Francis (Pa.) 56 • 1-4

#	Player	Total			3-Ptr			Rebounds			PF	TP	A	TO	Blk	Stl	Min		
		FG	FGA	FT	FTA	Off	Def	Total											
01	SWEETNEY, Devin	f	3-9	1-4	5-6	0	7	7	4	12	0	3	0	1	30				
13	JUKIC, Mislav	f	3-7	0-1	1-3	2	3	5	4	7	1	5	0	0	20				
03	FORD, Marquis	g	1-4	0-1	3-4	0	4	4	0	5	2	1	0	0	20				
15	NELSON, Cale	g	2-5	1-3	0-0	0	2	2	3	5	1	1	0	2	26				
43	PROFETA, Steve	g	1-2	1-2	0-0	0	0	0	2	3	0	0	0	0	17				
02	McFARLAND, Chris	g	0-0	0-0	0-0	1	0	0	1	0	0	3	0	0	6				
14	ORANDI, Sorena	g	2-3	0-0	5-5	1	1	2	4	9	1	1	0	0	16				
21	SPAID, Randy	g	3-3	0-0	1-1	1	2	3	1	7	0	0	0	1	10				
30	SURPRENANT, Grant	g	1-1	1-1	0-0	0	1	1	2	3	0	0	0	0	14				
33	JACKSON, Kyle	g	0-4	0-2	2-2	1	1	2	2	2	1	1	0	0	19				
54	HOFFMAN, Kurt	g	1-4	0-1	1-2	2	1	3	2	3	1	0	0	2	22				
Team			17-42			4-15			18-23			8 24 32		25 56		7 17 0 6		200	

FG % 1st Half: 8-21 38.1% 2nd half: 9-21 42.9% Game: 17-42 40.5%
 3FG % 1st Half: 4-13 30.8% 2nd half: 0-2 0.0% Game: 4-15 26.7%
 FT % 1st Half: 2-4 50.0% 2nd half: 16-19 84.2% Game: 18-23 78.3%

Lehigh 61 • 3-1

#	Player	Total			3-Ptr			Rebounds			PF	TP	A	TO	Blk	Stl	Min		
		FG	FGA	FT	FTA	Off	Def	Total											
10	Carrington, Zahir	f	4-10	0-0	4-11	2	6	8	4	12	0	3	1	1	27				
42	Anderson, Phil	f	2-3	2-2	0-0	0	1	1	3	6	0	1	0	0	13				
01	Hall, Marquis	g	2-11	1-3	3-4	0	4	4	0	8	5	3	0	4	30				
15	Keefer, Rob	g	3-7	1-2	0-0	2	3	5	2	7	0	2	0	0	25				
32	Buchberger, Dave	g	3-6	3-4	6-6	1	1	2	2	15	1	0	0	0	26				
04	Adams, John	g	1-3	0-0	0-0	1	2	3	2	2	1	0	2	2	27				
05	Small, Prentice	g	2-3	1-1	2-3	1	0	1	1	7	3	2	0	0	21				
23	Ojo, Michael	g	1-1	1-1	1-2	0	1	1	0	4	0	0	0	0	6				
31	Maneri, Justin	g	0-0	0-0	0-0	0	0	0	2	0	0	0	0	0	5				
33	Gourlay, John	g	0-0	0-0	0-0	0	0	0	2	0	1	1	0	0	7				
35	Szalachowski, Matt	g	0-0	0-0	0-0	1	0	1	0	0	1	1	0	0	13				
Team			18-44			9-13			16-26			8 19 27		18 61		13 14 1 7		200	

FG % 1st Half: 10-26 38.5% 2nd half: 8-18 44.4% Game: 18-44 40.9%
 3FG % 1st Half: 6-8 75.0% 2nd half: 3-5 60.0% Game: 9-13 69.2%
 FT % 1st Half: 2-4 50.0% 2nd half: 14-22 63.6% Game: 16-26 61.5%

Officials: Michael Chesney, Jeff Benedict, Steve Weaver
 Technical fouls: St. Francis (Pa.)-None. Lehigh-None.
 Attendance: 814

Score by periods	1st	2nd	Total
St. Francis (Pa.)	22	34	56
Lehigh	28	33	61

Last FG - SFU 2nd-00:30, LEHIGH 2nd-03:46.
 Largest lead - SFU by 5 1st-18:25, LEHIGH by 17 2nd-09:07.

	In	Off	2nd	Fast	Bench
Points	Paint	T/O	Chance	Break	
SFU	18	10	7	2	24
LEHIGH	12	16	4	2	13

Score tied - 1 time.
 Lead changed - 1 time.

SAINT FRANCIS 66, YOUNGSTOWN ST. 65

Nov. 29, 2008 | Youngstown, Ohio

Official Basketball Box Score -- Game Totals -- Final Statistics
 Saint Francis (Pa.) vs Youngstown State
 11/29/08 7:05 p.m. at Youngstown, Ohio (Beeghly Center)

Saint Francis (Pa.) 66 • 2-4

#	Player	Total			3-Ptr			Rebounds			PF	TP	A	TO	Blk	Stl	Min		
		FG	FGA	FT	FTA	Off	Def	Total											
13	JUKIC, Mislav	f	7-12	0-1	1-2	3	8	11	0	15	0	2	1	0	28				
01	SWEETNEY, Devin	g	5-7	1-1	0-1	1	3	4	4	11	1	1	0	0	30				
03	FORD, Marquis	g	5-7	2-3	0-1	0	3	3	1	12	3	2	0	0	31				
15	NELSON, Cale	g	3-10	1-4	2-2	1	2	3	0	9	5	1	0	2	34				
33	JACKSON, Kyle	g	0-2	0-0	2-2	0	1	1	0	2	1	1	0	0	8				
02	McFARLAND, Chris	g	0-0	0-0	0-0	0	0	0	0	0	0	0	0	0	1				
14	ORANDI, Sorena	g	0-2	0-0	0-0	0	0	0	0	0	2	2	0	0	10				
21	SPAID, Randy	g	0-0	0-0	0-0	0	2	2	2	0	0	1	0	0	8				
30	SURPRENANT, Grant	g	5-8	4-6	0-0	0	1	1	2	14	2	1	0	1	22				
43	PROFETA, Steve	g	0-2	0-0	1-2	4	1	5	4	1	1	1	0	1	12				
54	HOFFMAN, Kurt	g	1-1	0-0	0-0	1	0	1	3	2	1	0	0	0	16				
Team			26-51			8-15			6-10			12 22 34		16 66		16 12 2 3		200	

FG % 1st Half: 16-26 61.5% 2nd half: 10-25 40.0% Game: 26-51 51.0%
 3FG % 1st Half: 5-7 71.4% 2nd half: 3-8 37.5% Game: 8-15 53.3%
 FT % 1st Half: 3-4 75.0% 2nd half: 3-6 50.0% Game: 6-10 60.0%

Youngstown State 65 • 1-4

#	Player	Total			3-Ptr			Rebounds			PF	TP	A	TO	Blk	Stl	Min		
		FG	FGA	FT	FTA	Off	Def	Total											
25	MARTIN, Sirlvester	f	5-18	1-2	0-0	5	4	9	0	11	3	3	0	0	38				
10	LILES, Jack	f	3-6	0-0	2-4	2	3	5	4	8	0	0	2	0	23				
01	MAYS, DeAndre	g	2-7	1-1	1-2	3	0	3	3	6	3	2	0	1	34				
14	BRIGHT, Kelvin	g	2-8	0-3	2-3	2	0	2	1	6	1	0	0	0	26				
44	SULKIS, Vytas	g	7-13	4-9	4-6	1	4	5	2	22	4	2	0	0	35				
04	COOKSEY, Vance	g	0-1	0-1	2-2	0	1	1	0	2	3	0	0	0	12				
20	WARD, Ashen	g	3-6	2-3	0-0	0	1	1	1	8	1	0	0	0	13				
21	BRILOT, Zack	g	0-0	0-0	0-0	0	0	0	0	0	0	0	0	0	1				
32	PARKS, Tom	g	0-0	0-0	0-0	0	0	0	0	1	0	0	0	0	1				
33	BOUDLER, Dan	g	1-1	0-0	0-0	2	2	2	0	2	2	0	1	1	17				
Team			23-60			8-19			11-17			17 15 32		12 65		17 7 3 2		200	

FG % 1st Half: 11-27 40.7% 2nd half: 12-33 36.4% Game: 23-60 38.3%
 3FG % 1st Half: 4-9 44.4% 2nd half: 4-10 40.0% Game: 8-19 42.1%
 FT % 1st Half: 5-8 62.5% 2nd half: 6-9 66.7% Game: 11-17 64.7%

Officials: Charles Russell, Jeff Albright, Jeff Spedoke
 Technical fouls: Saint Francis (Pa.)-None. Youngstown State-None.
 Attendance: 1585

Score by periods	1st	2nd	Total
Saint Francis (Pa.)	40	26	66
Youngstown State	31	34	65

Last FG - SFU 2nd-00:53, YSU 2nd-00:26

	In	Off	2nd	Fast	Bench
Points	Paint	T/O	Chance	Break	
SFU	28	11	3	0	17
YSU	20	6	14	2	12

Score tied - 3 times

SAINT FRANCIS 65, MORGAN STATE 61

Dec. 1, 2008 | Baltimore, Md.

Saint Francis-Pa. 65 • 2-4


#	Player	Total			3-Ptr			Rebounds			PF	TP	A	TO	Blk	Stl	Min		
		FG	FGA	FT	FTA	Off	Def	Total											
01	SWEETNEY, Devin	f	7-13	0-2	5-7	0	12	12	3	19	0	5	1	1	34				
13	JUKIC, Mislav	f	2-4	0-0	7-8	0	7	7	4	11	0	3	0	0	34				
54	HOFFMAN, Kurt	f	4-5	0-0	0-1	0	3	3	3	8	0	2	1	0	29				
03	FORD, Marquis	g	6-8	2-3	2-3	1	3	4	2	16	2	5	0	2	30				
15	NELSON, Cale	g	1-3	1-3	1-4	0	1	1	2	4	6	3	0	0	40				
21	SPAID, Randy	g	0-1	0-0	0-0	0	0	0	0	0	0	0	0	0	5				
30	SURPRENANT, Grant	g	1-2	1-2	0-0	1	0	1	2	3	1	0	0	0	12				
33	JACKSON, Kyle	g	2-2	0-0	0-0	0	0	0	2	4	0	1	0	1	7				
43	PROFETA, Steve	g	0-0	0-0	0-0	0	0	0	1	0	1	1	0	0	9				
Team			23-38			4-10			15-23			4 30 34		19 65		10 20 2 4		200	

FG % 1st Half: 13-24 54.2% 2nd half: 10-14 71.4% Game: 23-38 60.5%
 3FG % 1st Half: 3-7 42.9% 2nd half: 1-3 33.3% Game: 4-10 40.0%
 FT % 1st Half: 1-3 33.3% 2nd half: 14-20 70.0% Game: 15-23 65.2%

Morgan State 61 • 2-6

#	Player	Total			3-Ptr			Rebounds			PF	TP	A	TO	Blk	Stl	Min
		FG	FGA	FT	FTA	Off	Def	Total									
04	MYLES, Rico	f	0-1	0-0	2-3	0	1	1	3	2	0	0	0	0	11		
32	KATELY, Marquise	f	2-3	0-1	4-7	1	5	6	1	8	3	2	0	2	38		
33	THOMPSON, Kevin	f	0-5	0-0	0-0	2	3	5	1	0	0	1	2	0	22		
03	BOLDEN, Jermaine	g	3-10	2-3	0-0	1	1	2	3	8	4	3	0	0	3		

#1 DEVIN SWEETNEY



1

6-6 ♦ 180

Junior

Washington, D.C.
(Riverdale Baptist)

2008-09 Notes:

◆ Now has a team-high 780 career points. Scored 700th career point on a pair of free throws vs. Duquesne (11/20). Has 422 career rebounds after recording 400th at Lehigh (11/24).

- ◆ Has played, and started, 65 consecutive games.
- ◆ Has had 9 or more rebounds in four of first seven games.

2007-08 Notes:

- ◆ Finished 3rd on team in scoring
- ◆ Started all 29 games
- ◆ Second on team with 26 steals

Season/Career Highs

POINTS

Season - 25 vs. Duquesne (11/20)
Career - 25 vs. Duquesne (11/20)

REBOUNDS

Season - 12 at Morgan State (12/1)
Career - 13, at Monmouth (1/25/07)

FIELD GOALS

Season - 8 vs. Duquesne (11/20)
Career - 8, four times

FIELD GOAL ATTEMPTS

Season - 17 vs. Duquesne (11/20)
Career - 17, twice

3-POINT FIELD GOALS

Season - 2, twice
Career - 3, twice

3-POINT FIELD GOAL ATTEMPTS

Season - 5 at American (11/17)
Career - 5, twice

FREE THROWS

Season - 8 vs. Bucknell (11/22)
Career - 13 at Robert Morris (12/8/07)

FREE THROW ATTEMPTS

Season - 10 vs. Bucknell (11/22)
Career - 14 at Robert Morris (12/8/07)

ASSISTS

Season - 1, three times
Career - 5, three times

STEALS

Season - 2 vs. Bucknell (11/22)
Career - 6, at Robert Morris (12/8/07)

BLOCKED SHOTS

Season - 2 vs. Duquesne (11/20)
Career - 2, three times

MINUTES PLAYED

Season - 40 vs. Bucknell (11/22)
Career - 49, vs. SFC (1/24/08)

2008-09 SWEETNEY GAME-BY-GAME

Opponent	Min.	FG-A	Pct.	3FG-A	Pct.	FT-A	Pct.	O-D-TR	PF	A	TO	BS	ST	Pts
at Texas Tech (11/14)	25	3-11	.273	2-4	.500	3-4	.750	2-7-9	3	1	4	0	1	11
at American (11/17)	32	2-12	.167	0-5	.000	1-2	.500	1-3-4	1	0	4	0	0	5
DUQUESNE (11/20)	35	8-17	.471	2-4	.500	7-8	.875	2-7-9	4	1	6	2	0	25
BUCKNELL (11/22)	40	3-11	.273	1-3	.333	8-10	.800	0-10-10	2	0	4	0	2	15
at Lehigh (11/24)	30	3-9	.333	1-4	.250	5-6	.833	0-7-7	4	0	3	0	1	12
at YSU (11/29)	25	5-7	.714	1-1	1.000	0-1	.000	1-3-4	4	1	1	0	0	11
at Morgan State (12/1)	34	7-13	.538	0-2	.000	5-7	.714	0-12-12	3	0	5	1	1	19
LONG ISLAND* (12/4)														
ST. FRANCIS-NY* (12/6)														
at Iona (12/14)														
at St. Bonaventure (12/17)														
at Vanderbilt (12/31)														
at Robert Morris* (1/3)														
at Sacred Heart* (1/8)														
at Quinnipiac* (1/10)														
WAGNER* (1/15)														
CCSU* (1/17)														
at FDU* (1/22)														
at St. Francis-NY* (1/24)														
MONMOUTH* (1/29)														
BRYANT (1/31)														
at CCSU* (2/5)														
at Wagner* (2/7)														
QUINNIPIAC* (2/12)														
SACRED HEART* (2/14)														
at Long Island* (2/19)														
at Mount* (2/21)														
RMU* (2/26)														
FDU* (2/28)														

Miscellaneous

Category	2008-09	Career
Games led SFU in scoring	4	22
10+ rebound games	2	10
10+ scoring games	6	45
20+ scoring games	1	7
30+ scoring games	0	0
Double-doubles	2	9
Games led SFU in rebounds	5	27
Games led SFU in assists	0	7
Games led SFU in blocks	2	15
Games led SFU in steals	1	20


SWEETNEY'S CAREER STATS

Season	G-GS	FG-A	Pct.	3PT-A	Pct.	FT-A	Pct.	Pts-Avg.	Rebs-Avg.	A	TO	BL	ST	Min
2008-09	7-7	31-80	.388	7-23	.304	29-38	.763	98-14.0	55-7.9	3	27	3	5	226
2007-08	29-29	103-261	.395	17-71	.239	83-107	.776	306-10.6	145-5.0	39	89	11	26	972
2006-07	29-29	119-274	.434	17-65	.262	121-145	.834	376-13.0	222-7.7	60	90	8	31	976
Totals	65-65	253-615	.411	41-159	.258	233-290	.803	780-12.0	422-6.5	102	206	22	62	2174

SWEETNEY'S CAREER NORTHEAST CONFERENCE STATS

Season	G-GS	FG-A	Pct.	3PT-A	Pct.	FT-A	Pct.	Pts-Avg.	Rebs-Avg.	A	TO	BL	ST	Min
2008-09	n/a													
2007-08	18-18	60-157	.382	7-44	.159	64-80	.800	191-10.6	92-5.1	29	58	4	18	624
2006-07	18-18	75-171	.439	13-41	.317	65-80	.813	228-12.7	143-7.9	39	53	5	20	629
Totals	36-36	135-328	.412	20-85	.235	129-160	.806	419-11.6	235-6.5	68	111	9	38	1253

#2 CHRIS MCFARLAND



2

6-0 ♦ 180

Junior

Montgomery Village, Md.
(Riverdale Baptist)

2008-09 Notes:

- ◆ Scored at least one point in each of the first four games
- ◆ Has played in 26 of the last 28 games

2007-08 Notes:

- ◆ Had career highs in points, rebounds, assists and steals

Season/Career Highs

POINTS

Season - 2, three times
Career - 6 at Sacred Heart (2/16/08)

REBOUNDS

Season - 3 at Texas Tech (11/14)
Career - 5 vs. Monmouth (1/5/08)

FIELD GOALS

Season - 1, three times
Career - 2, three times

FIELD GOAL ATTEMPTS

Season - 3 at American (11/17)
Career - 5 vs. Quinnipiac (1/3/08)

3-POINT FIELD GOALS

Season - 0
Career - 1 vs. Quinnipiac (1/3/08)

3-POINT FIELD GOAL ATTEMPTS

Season - 0
Career - 2 vs. Quinnipiac (1/3/08)

FREE THROWS

Season - 1 vs. Bucknell (11/22)
Career - 6 at Sacred Heart (2/16/08)

FREE THROW ATTEMPTS

Season - 2 vs. Bucknell (11/22)
Career - 8 vs. FDU (2/9/08)

ASSISTS

Season - 1 vs. Duquesne (11/20)
Career - 5 vs. Lock Haven (11/18/06)

STEALS

Season - 1 at Texas Tech (11/14)
Career - 3 vs. Quinnipiac (1/3/08)

BLOCKED SHOTS

Season - 0
Career - 1, twice

MINUTES PLAYED

Season - 12 at American (11/17)
Career - 24, twice

2008-09 MCFARLAND GAME-BY-GAME

Opponent	Min.	FG-A	Pct.	3FG-A	Pct.	FT-A	Pct.	O-D-TR	PF	A	TO	BS	ST	Pts
at Texas Tech (11/14)	10	1-1	1.000	0-0	.000	0-0	.000	2-1-3	3	0	3	0	1	2
at American (11/17)	12	1-3	.333	0-0	.000	0-0	.000	0-1-1	1	0	1	0	0	2
DUQUESNE (11/20)	10	1-2	.500	0-0	.000	0-0	.000	1-0-1	1	1	1	0	0	2
BUCKNELL (11/22)	5	0-1	.000	0-0	.000	1-2	.500	0-2-2	0	0	0	0	0	1
at Lehigh (11/24)	6	0-0	.000	0-0	.000	0-0	.000	0-0-0	1	0	3	0	0	0
at YSU (11/29)	1	0-0	.000	0-0	.000	0-0	.000	0-0-0	0	0	0	0	0	0
at Morgan State (12/1)	DNP													
LONG ISLAND* (12/4)														
ST. FRANCIS-NY* (12/6)														
at Iona (12/14)														
at St. Bonaventure (12/17)														
at Vanderbilt (12/31)														
at Robert Morris* (1/3)														
at Sacred Heart* (1/8)														
at Quinnipiac* (1/10)														
WAGNER* (1/15)														
CCSU* (1/17)														
at FDU* (1/22)														
at St. Francis-NY* (1/24)														
MONMOUTH* (1/29)														
BRYANT (1/31)														
at CCSU* (2/5)														
at Wagner* (2/7)														
QUINNIPAC* (2/12)														
SACRED HEART* (2/14)														
at Long Island* (2/19)														
at Mount* (2/21)														
RMU* (2/26)														
FDU* (2/28)														

Miscellaneous

Category	2008-09	Career
Games led SFU in scoring	0	0
10+ rebound games	0	0
10+ scoring games	0	0
20+ scoring games	0	0
30+ scoring games	0	0
Double-doubles	0	0
Games led SFU in rebounds	0	0
Games led SFU in assists	0	2
Games led SFU in blocks	0	2
Games led SFU in steals	0	1

MCFARLAND'S CAREER STATS

Season	G-GS	FG-A	Pct.	3PT-A	Pct.	FT-A	Pct.	Pts-Avg.	Rebs-Avg.	A	TO	BL	ST	Min
2008-09	6-0	3-7	.429	0-0	.000	1-2	.500	7-1.2	7-1.2	1	8	0	1	44
2007-08	22-1	8-21	.381	1-4	.250	17-25	.680	34-1.5	21-1.0	20	19	0	9	227
2006-07	26-0	5-14	.357	0-3	.000	4-6	.667	14-0.5	8-0.3	9	15	2	4	149
Totals	54-1	16-42	.381	1-7	.143	22-33	.667	55-1.0	36-0.7	30	42	2	14	420

MCFARLAND'S CAREER NORTHEAST CONFERENCE STATS

Season	G-GS	FG-A	Pct.	3PT-A	Pct.	FT-A	Pct.	Pts-Avg.	Rebs-Avg.	A	TO	BL	ST	Min
2008-09	n/a													
2007-08	16-1	4-15	.267	1-4	.250	14-19	.737	23-1.4	13-0.8	11	15	0	9	178
2006-07	16-0	2-6	.333	0-2	.000	2-4	.500	6-0.4	4-0.3	2	2	1	2	72
Totals	32-1	6-21	.286	1-6	.167	16-23	.696	29-0.9	17-0.5	13	17	1	11	250

#3 MARQUIS FORD



3

5-10 ♦ 175
Senior
St. Petersburg, Fla.
(St. Petersburg)

2008-09 Notes:

- ◆ Had 17 points and 6 rebounds vs. Duquesne (11/20).
- ◆ Scored his 600th career point on 11/29/08 at Youngstown State. Now has 624 career points.
- ◆ Shooting 51.1 percent from the field, and 47.6 percent from outside the arc in 2008-09.
- ◆ Second on team with 8 steals.
- ◆ Led SFU in assists in four of seven games.
- ◆ Voted a team tri-captain.

2007-08 Notes:

- ◆ Was 30-of-38 (.789) from the charity stripe

Season/Career Highs

POINTS

Season - 17 vs. Duquesne (11/20)
Career - 18 vs. SFC (12/7/06)

REBOUNDS

Season - 6 vs. Duquesne (11/20)
Career - 7, three times

FIELD GOALS

Season - 7 vs. Duquesne (11/20)
Career - 7, three times

FIELD GOAL ATTEMPTS

Season - 11 vs. Duquesne (11/20)
Career - 13, twice

3-POINT FIELD GOALS

Season - 3 vs. Duquesne (11/20)
Career - 5 vs. FDU (1/26/06)

3-POINT FIELD GOAL ATTEMPTS

Season - 4, twice
Career - 9 at American (1/2/07)

FREE THROWS

Season - 5 at Texas Tech (11/14)
Career - 6, two times

FREE THROW ATTEMPTS

Season - 6 at Texas Tech (11/14)
Career - 7 vs. Monmouth (2/26/07)

ASSISTS

Season - 4 vs. Bucknell (11/22)
Career - 5 vs. FDU (1/26/06)

STEALS

Season - 2, four times
Career - 4 at SFC (2/14/08)

BLOCKED SHOTS

Season - 0
Career - 1, four times

MINUTES PLAYED

Season - 31, three times
Career - 41 vs. SFC (1/24/08)

Miscellaneous

Category	2008-09	Career
Games led SFU in scoring	1	11
10+ rebound games	0	0
10+ scoring games	4	34
20+ scoring games	0	0
30+ scoring games	0	0
Double-doubles	0	0
Games led SFU in rebounds	0	5
Games led SFU in assists	4	39
Games led SFU in blocks	0	2
Games led SFU in steals	3	24

2008-09 FORD GAME-BY-GAME

Opponent	Min.	FG-A	Pct.	3FG-A	Pct.	FT-A	Pct.	O-D-TR	PF	A	TO	BS	ST	Pts
at Texas Tech (11/14)	27	2-5	.400	2-4	.500	5-6	.833	0-1-1	0	2	3	0	2	11
at American (11/17)	31	3-7	.429	1-2	.500	0-0	.000	2-1-3	0	3	2	0	2	7
DUQUESNE (11/20)	31	7-11	.636	3-4	.750	0-0	.000	0-6-6	2	1	2	0	2	17
BUCKNELL (11/22)	26	0-5	.000	0-4	.000	0-0	.000	1-3-4	5	4	1	0	0	0
at Lehigh (11/24)	20	1-4	.250	0-1	.000	3-4	.750	0-4-4	0	2	1	0	0	5
at YSU (11/29)	31	5-7	.714	2-3	.667	0-1	.000	0-3-3	1	3	2	0	0	12
at Morgan State (12/1)	30	6-8	.750	2-3	.667	2-3	.667	1-3-4	2	2	5	0	2	16
LONG ISLAND* (12/4)														
ST. FRANCIS-NY* (12/6)														
at Iona (12/14)														
at St. Bonaventure (12/17)														
at Vanderbilt (12/31)														
at Robert Morris* (1/3)														
at Sacred Heart* (1/8)														
at Quinnipiac* (1/10)														
WAGNER* (1/15)														
CCSU* (1/17)														
at FDU* (1/22)														
at St. Francis-NY* (1/24)														
MONMOUTH* (1/29)														
BRYANT (1/31)														
at CCSU* (2/5)														
at Wagner* (2/7)														
QUINNIPIAC* (2/12)														
SACRED HEART* (2/14)														
at Long Island* (2/19)														
at Mount* (2/21)														
RMU* (2/26)														
FDU* (2/28)														

FORD'S CAREER STATS

Season	G-GS	FG-A	Pct.	3PT-A	Pct.	FT-A	Pct.	Pts-Avg.	Rebs-Avg.	A	TO	BL	ST	Min
2008-09	7-7	24-47	.511	10-21	.476	10-14	.714	68-9.7	25-3.6	17	16	0	8	196
2007-08	28-13	47-150	.313	23-82	.280	30-38	.789	147-5.3	64-2.3	59	50	2	18	602
2006-07	24-24	70-163	.429	51-100	.510	32-48	.667	223-9.3	67-2.8	98	82	2	22	780
2005-06	27-14	60-162	.370	26-78	.333	40-63	.635	186-6.9	62-2.3	75	70	0	22	629
Totals	86-58	201-522	.385	110-281	.392	112-163	.687	624-7.3	218-2.5	249	218	4	70	2207

FORD'S CAREER NORTHEAST CONFERENCE STATS

Season	G-GS	FG-A	Pct.	3PT-A	Pct.	FT-A	Pct.	Pts-Avg.	Rebs-Avg.	A	TO	BL	ST	Min
2008-09	n/a													
2007-08	17-10	29-90	.322	14-51	.275	19-24	.792	91-5.4	42-2.5	29	30	1	13	375
2006-07	18-18	55-116	.474	41-74	.554	27-39	.692	178-9.9	47-2.6	72	57	1	17	592
2005-06	18-14	55-141	.390	24-66	.364	33-50	.660	167-9.3	54-3.0	64	60	0	20	539
Totals	53-42	139-347	.401	79-191	.414	79-113	.699	436-8.2	143-2.7	165	147	2	50	1506

#13 MISLAV JUKIC



2008-09 Notes:

- ◆ Made 8-of-10 field goals in tallying career high 19 points in overtime victory vs. Bucknell (11/22).
- ◆ Had career high 11 rebounds, and picked up first career double-double in win at Youngstown State (11/29).
- ◆ Is averaging 10.7 ppg and 6.6 rpg after averaging 2.1 ppg and 1.1 rpg first two seasons.
- ◆ Voted a team tri-captain

2007-08 Notes:

- ◆ Played in a career high 24 games

13

6-7 ◆ 220

Junior

Zagreb, Croatia
(Life Center Academy)

2008-09 JUKIC GAME-BY-GAME

Opponent	Min.	FG-A	Pct.	3FG-A	Pct.	FT-A	Pct.	O-D-TR	PF	A	TO	BS	ST	Pts
at Texas Tech (11/14)	20	4-10	.400	0-0	.000	2-2	1.000	1-4-5	2	0	1	1	1	10
at American (11/17)	33	1-10	.100	0-0	.000	2-2	1.000	3-4-7	3	2	3	1	0	4
DUQUESNE (11/20)	23	4-8	.500	0-0	.000	1-2	.500	3-2-5	2	1	3	0	0	9
BUCKNELL (11/22)	30	8-10	.800	0-0	.000	3-4	.750	3-3-6	3	1	3	0	1	19
at Lehigh (11/24)	20	3-7	.429	0-1	.000	1-3	.333	2-3-5	4	1	5	0	0	7
at YSU (11/29)	28	7-12	.583	0-1	.000	1-2	.500	3-8-11	0	0	2	1	0	15
at Morgan State (12/1)	34	2-4	.500	0-0	.000	7-8	.875	0-7-7	4	0	3	0	0	11
LONG ISLAND* (12/4)														
ST. FRANCIS-NY* (12/6)														
at Iona (12/14)														
at St. Bonaventure (12/17)														
at Vanderbilt (12/31)														
at Robert Morris* (1/3)														
at Sacred Heart* (1/8)														
at Quinnipiac* (1/10)														
WAGNER* (1/15)														
CCSU* (1/17)														
at FDU* (1/22)														
at St. Francis-NY* (1/24)														
MONMOUTH* (1/29)														
BRYANT (1/31)														
at CCSU* (2/5)														
at Wagner* (2/7)														
QUINNIPIAC* (2/12)														
SACRED HEART* (2/14)														
at Long Island* (2/19)														
at Mount* (2/21)														
RMU* (2/26)														
FDU* (2/28)														

Season/Career Highs

POINTS

Season - 19 vs. Bucknell (11/22)
Career - 19 vs. Bucknell (11/22/08)

REBOUNDS

Season - 11 at Youngstown State (11/29)
Career - 11 at Youngstown St. (11/29/08)

FIELD GOALS

Season - 8 vs. Bucknell (11/22)
Career - 8 vs. Bucknell (11/22)

FIELD GOAL ATTEMPTS

Season - 12 at Youngstown State (11/29)
Career - 11 at Youngstown St. (11/29/08)

3-POINT FIELD GOALS

Season - 0
Career - 2 at CCSU (1/10/08)

3-POINT FIELD GOAL ATTEMPTS

Season - 1, twice
Career - 3 at Monmouth (1/25/07)

FREE THROWS

Season - 7 at Morgan State (12/1)
Career - 7 at Morgan State (12/1/08)

FREE THROW ATTEMPTS

Season - 8 at Morgan State (12/1)
Career - 8 at Morgan State (12/1/08)

ASSISTS

Season - 2 at American (11/17)
Career - 2 at American (11/17/08)

STEALS

Season - 1, twice
Career - 2, twice

BLOCKED SHOTS

Season - 1, three times
Career - 1, six times

MINUTES PLAYED

Season - 34 at Morgan State (12/1)
Career - 34 at Morgan State (12/1/08)

Miscellaneous

Category	2008-09	Career
Games led SFU in scoring	2	2
10+ rebound games	1	1
10+ scoring games	4	4
20+ scoring games	0	0
30+ scoring games	0	0
Double-doubles	1	1
Games led SFU in rebounds	2	3
Games led SFU in assists	0	0
Games led SFU in blocks	3	6
Games led SFU in steals	0	2

JUKIC'S CAREER STATS

Season	G-GS	FG-A	Pct.	3PT-A	Pct.	FT-A	Pct.	Pts-Avg.	Rebs-Avg.	A	TO	BL	ST	Min
2008-09	7-6	29-61	.475	0-2	.000	17-23	.739	75-10.7	46-6.6	5	20	3	2	188
2007-08	24-3	21-48	.438	3-10	.300	4-10	.400	49-2.0	31-1.3	5	17	1	5	211
2006-07	18-0	12-28	.429	3-9	.333	11-21	.524	38-2.1	13-0.7	4	12	3	5	116
Totals	49-9	62-137	.453	6-21	.286	32-54	.593	162-3.3	90-1.8	14	49	7	12	515

JUKIC'S CAREER NORTHEAST CONFERENCE STATS

Season	G-GS	FG-A	Pct.	3PT-A	Pct.	FT-A	Pct.	Pts-Avg.	Rebs-Avg.	A	TO	BL	ST	Min
2008-09	n/a													
2007-08	15-3	16-33	.485	3-8	.375	4-9	.444	39-2.6	25-1.7	2	10	1	2	148
2006-07	12-0	7-19	.368	2-6	.333	7-12	.583	23-1.9	8-0.7	2	8	1	4	77
Totals	27-3	23-52	.442	5-14	.357	11-21	.524	62-2.3	33-1.2	4	18	2	6	225

#14 SORENA ORANDI



14

6-1 ♦ 180

Sophomore

Vastra Frolunda, Sweden
(Solebury Prep)

2008-09 Notes:

♦ Had played a total of 12 minutes in first four games, but played 16 minutes in fifth game at Lehigh (11/24) in scoring season-high 9 points.

2007-08 Notes:

♦ Enjoyed a breakout game in season finale at FDU with 24 points on 9-of-17 shooting to go with 6 rebounds and a steal

Season/Career Highs

POINTS

Season - 9 at Lehigh (11/24)
Career - 24 at FDU (3/1/08)

REBOUNDS

Season - 2 at Lehigh (11/24)
Career - 6 at FDU (3/1/08)

FIELD GOALS

Season - 2 at Lehigh (11/24)
Career - 9 at FDU (3/1/08)

FIELD GOAL ATTEMPTS

Season - 4 at Texas Tech (11/14)
Career - 17 at FDU (3/1/08)

3-POINT FIELD GOALS

Season - 0
Career - 2 at FDU (3/1/08)

3-POINT FIELD GOAL ATTEMPTS

Season - 0
Career - 3, twice

FREE THROWS

Season - 5 at Lehigh (11/24)
Career - 5 at Lehigh (11/24/08)

FREE THROW ATTEMPTS

Season - 5 at Lehigh (11/24)
Career - 6 at FDU (3/1/08)

ASSISTS

Season - 2 at Youngstown State (11/29)
Career - 4 at Monmouth (2/28/08)

STEALS

Season - 1 at Texas Tech (11/14)
Career - 1, twice

BLOCKED SHOTS

Season - 0
Career - 0

MINUTES PLAYED

Season - 16 at Lehigh (11/24)
Career - 42 at FDU (3/1/08)

Miscellaneous

Category	2008-09	Career
Games led SFU in scoring	0	1
10+ rebound games	0	0
10+ scoring games	0	1
20+ scoring games	0	1
30+ scoring games	0	0
Double-doubles	0	0
Games led SFU in rebounds	0	0
Games led SFU in assists	0	0
Games led SFU in blocks	0	0
Games led SFU in steals	0	1

2008-09 ORANDI GAME-BY-GAME

Opponent	Min.	FG-A	Pct.	3FG-A	Pct.	FT-A	Pct.	O-D-TR	PF	A	TO	BS	ST	Pts
at Texas Tech (11/14)	7	0-4	.000	0-0	.000	0-0	.000	0-1-1	1	1	1	0	1	0
at American (11/17)	2	0-0	.000	0-0	.000	0-0	.000	0-0-0	0	0	0	0	0	0
DUQUESNE (11/20)	DNP	-	-	-	-	-	-	-	-	-	-	-	-	-
BUCKNELL (11/22)	3	0-1	.000	0-0	.000	0-0	.000	0-0-0	1	0	0	0	0	0
at Lehigh (11/24)	16	2-3	.667	0-0	.000	5-5	1.000	1-1-2	4	1	1	0	0	9
at YSU (11/29)	10	0-2	.000	0-0	.000	0-0	.000	0-0-0	0	2	2	0	0	0
at Morgan State (12/1)	DNP	-	-	-	-	-	-	-	-	-	-	-	-	-
LONG ISLAND* (12/4)														
ST. FRANCIS-NY* (12/6)														
at Iona (12/14)														
at St. Bonaventure (12/17)														
at Vanderbilt (12/31)														
at Robert Morris* (1/3)														
at Sacred Heart* (1/8)														
at Quinnipiac* (1/10)														
WAGNER* (1/15)														
CCSU* (1/17)														
at FDU* (1/22)														
at St. Francis-NY* (1/24)														
MONMOUTH* (1/29)														
BRYANT (1/31)														
at CCSU* (2/5)														
at Wagner* (2/7)														
QUINNIPIAC* (2/12)														
SACRED HEART* (2/14)														
at Long Island* (2/19)														
at Mount* (2/21)														
RMU* (2/26)														
FDU* (2/28)														


ORANDI'S CAREER STATS

Season	G-GS	FG-A	Pct.	3PT-A	Pct.	FT-A	Pct.	Pts-Avg.	Rebs-Avg.	A	TO	BL	ST	Min
2008-09	5-0	2-10	.200	0-0	.000	5-5	1.000	9-1.8	3-0.6	4	4	0	1	38
2007-08	11-0	13-28	.464	3-7	.429	5-8	.625	34-3.1	11-1.0	9	2	0	1	83
Totals	16-0	15-38	.395	3-7	.429	10-13	.769	43-2.7	14-0.9	13	6	0	2	121

ORANDI'S CAREER NORTHEAST CONFERENCE STATS

Season	G-GS	FG-A	Pct.	3PT-A	Pct.	FT-A	Pct.	Pts-Avg.	Rebs-Avg.	A	TO	BL	ST	Min
2008-09	n/a													
2007-08	6-0	12-23	.522	3-6	.500	5-8	.625	32-5.3	11-1.8	6	0	0	1	65
Totals	6-0	12-23	.522	3-6	.500	5-8	.625	32-5.3	11-1.8	6	0	0	1	65

#15 CALE NELSON



2008-09 Notes:

- ◆ Posted career highs with 12 assists and 3 steals vs. Duquesne (11/20), and followed it up with a career-best 14-of-15 effort at the free throw line against Bucknell (11/22).
- ◆ Career 81.3 percent free throw shooter would be ranked fifth all-time at SFU if his career ended after the first seven games of 2008-09.
- ◆ Scored 600th career point vs. Bucknell (11/22). Has 619 career points.
- ◆ Scored eight points in each of the first two games, and 14 vs. Bucknell (11/22).

2007-08 Notes:

- ◆ Led SFU in assists, and was fourth in scoring

15

5-10 ◆ 180
5th-Senior
Newville, Pa.
(Big Spring)

2008-09 NELSON GAME-BY-GAME

Opponent	Min.	FG-A	Pct.	3FG-A	Pct.	FT-A	Pct.	O-D-TR	PF	A	TO	BS	ST	Pts
at Texas Tech (11/14)	35	3-8	.375	2-5	.400	0-0	.000	0-2-2	1	2	3	0	0	8
at American (11/17)	28	3-5	.600	2-4	.500	0-0	.000	1-2-3	3	1	1	0	1	8
DUQUESNE (11/20)	36	1-5	.200	1-3	.333	0-0	.000	1-1-2	2	12	5	0	3	3
BUCKNELL (11/22)	39	0-6	.000	0-4	.000	14-15	.933	1-3-4	3	2	3	0	1	14
at Lehigh (11/24)	26	2-5	.400	1-3	.333	0-0	.000	0-2-2	3	1	1	0	2	5
at YSU (11/29)	34	3-10	.300	1-4	.250	2-2	1.000	1-2-3	0	5	1	0	2	9
at Morgan State (12/1)	40	1-3	.333	1-3	.333	1-4	.250	0-1-1	2	6	3	0	0	4
LONG ISLAND* (12/4)														
ST. FRANCIS-NY* (12/6)														
at Iona (12/14)														
at St. Bonaventure (12/17)														
at Vanderbilt (12/31)														
at Robert Morris* (1/3)														
at Sacred Heart* (1/8)														
at Quinnipiac* (1/10)														
WAGNER* (1/15)														
CCSU* (1/17)														
at FDU* (1/22)														
at St. Francis-NY* (1/24)														
MONMOUTH* (1/29)														
BRYANT (1/31)														
at CCSU* (2/5)														
at Wagner* (2/7)														
QUINNIPAC* (2/12)														
SACRED HEART* (2/14)														
at Long Island* (2/19)														
at Mount* (2/21)														
RMU* (2/26)														
FDU* (2/28)														

Season/Career Highs

POINTS

- Season - 14 vs. Bucknell (11/22)
- Career - 25 vs. Youngstown St. (11/28/07)

REBOUNDS

- Season - 4 vs. Bucknell (11/22)
- Career - 8 vs. Wagner (2/17/07)

FIELD GOALS

- Season - 3, three times
- Career - 9 vs. Youngstown St. (11/28/07)

FIELD GOAL ATTEMPTS

- Season - 10 at Youngstown St. (11/29)
- Career - 19, twice

3-POINT FIELD GOALS

- Season - 2, twice
- Career - 6 at American (1/2/07)

3-POINT FIELD GOAL ATTEMPTS

- Season - 5 at Texas Tech (11/14)
- Career - 12 vs. Lehigh (11/17/07)

FREE THROWS

- Season - 14 vs. Bucknell (11/22)
- Career - 14 vs. Bucknell (11/22/08)

FREE THROW ATTEMPTS

- Season - 15 vs. Bucknell (11/22)
- Career - 15 vs. Bucknell (11/22/08)

ASSISTS

- Season - 12 vs. Duquesne (11/20)
- Career - 12 vs. Duquesne (11/20)

STEALS

- Season - 3 vs. Duquesne (11/20)
- Career - 3 vs. Duquesne (11/20)

BLOCKED SHOTS

- Season - 0
- Career - 1 vs. Slippery Rock (12/18/04)

MINUTES PLAYED

- Season - 40 at Morgan State (12/1/08)
- Career - 46 vs. SFC (1/24/08)

Miscellaneous

Category	2008-09	Career
Games led SFU in scoring	1	13
10+ rebound games	0	0
10+ scoring games	1	28
20+ scoring games	0	6
30+ scoring games	0	0
Double-doubles	0	0
Games led SFU in rebounds	0	0
Games led SFU in assists	3	38
Games led SFU in blocks	0	0
Games led SFU in steals	2	11

NELSON'S CAREER STATS

Season	G-GS	FG-A	Pct.	3PT-A	Pct.	FT-A	Pct.	Pts-Avg.	Rebs-Avg.	A	TO	BL	ST	Min
2008-09	7-7	31-80	.310	8-26	.308	17-21	.810	51-7.3	17-2.4	29	17	0	9	238
2007-08	29-29	92-285	.323	57-175	.326	48-62	.774	289-10.0	50-1.7	113	95	0	16	921
2006-07	29-10	72-204	.353	46-141	.326	63-73	.863	253-8.7	60-2.1	103	67	0	13	598
2004-05	19-0	10-22	.455	4-12	.333	2-4	.500	26-1.4	11-0.6	18	13	1	4	121
Totals	84-46	205-591	.347	115-354	.325	130-160	.813	619-7.4	138-1.6	263	192	1	42	1878

NELSON'S CAREER NORTHEAST CONFERENCE STATS

Season	G-GS	FG-A	Pct.	3PT-A	Pct.	FT-A	Pct.	Pts-Avg.	Rebs-Avg.	A	TO	BL	ST	Min
2008-09	n/a													
2007-08	18-18	53-169	.314	29-100	.290	28-38	.737	163-9.1	30-1.7	66	58	0	11	568
2006-07	18-5	45-121	.372	27-90	.300	41-46	.891	158-8.8	35-1.9	54	37	0	6	340
2004-05	14-0	9-16	.562	4-9	.444	0-2	.000	22-1.6	5-0.4	16	10	0	2	88
Totals	50-23	107-306	.350	60-199	.302	69-86	.802	343-6.9	70-1.4	136	105	0	19	996

#21 RANDY SPAID



21

6-8 ♦ 200
Junior
Portage, Pa.
(Portage)

2008-09 Notes:

- ◆ Came off the bench to score a career-high 7 points at Lehigh (11/24).
- ◆ Played 11 minutes at Texas Tech, one minute shy of his career high.
- ◆ Earned second career start at Texas Tech.

2007-08 Notes:

- ◆ Played in six games as a sophomore, including one start

Season/Career Highs

POINTS

Season - 7 at Lehigh (11/24)
Career - 7 at Lehigh (11/24/08)

REBOUNDS

Season - 3 at Lehigh (11/24)
Career - 3, twice

FIELD GOALS

Season - 3 at Lehigh (11/24)
Career - 3, twice

FIELD GOAL ATTEMPTS

Season - 3 at Lehigh (11/24)
Career - 5 vs. Lock Haven (12/15/07)

3-POINT FIELD GOALS

Season - 0
Career - 1 at Akron (12/19/06)

3-POINT FIELD GOAL ATTEMPTS

Season - 0
Career - 1, four times

FREE THROWS

Season - 1 at Lehigh (11/24)
Career - 1, twice

FREE THROW ATTEMPTS

Season - 1 at Lehigh (11/24)
Career - 2, twice

ASSISTS

Season - 0
Career - 1 at Liberty (12/4/06)

STEALS

Season - 1 at Lehigh (11/24)
Career - 1, three times

BLOCKED SHOTS

Season - 0
Career - 1 vs. Mount (2/23/08)

MINUTES PLAYED

Season - 11 at Texas Tech (11/14)
Career - 12 vs. Mount (2/23/08)

Opponent	Min.	FG-A	Pct.	3FG-A	Pct.	FT-A	Pct.	O-D-TR	PF	A	TO	BS	ST	Pts
at Texas Tech (11/14)	11	0-2	.000	0-0	.000	0-0	.000	0-1-1	2	0	1	0	0	0
at American (11/17)	2	0-0	.000	0-0	.000	0-0	.000	0-0-0	0	0	0	0	0	0
DUQUESNE (11/20)	4	0-0	.000	0-0	.000	0-0	.000	0-0-0	3	0	1	0	0	0
BUCKNELL (11/22)	DNP													
at Lehigh (11/24)	10	3-3	1.000	0-0	.000	1-1	1.000	1-2-3	1	0	0	0	1	7
at YSU (11/29)	8	0-0	.000	0-0	.000	0-0	.000	0-2-2	2	0	1	0	0	0
at Morgan State (12/1)	5	0-1	.000	0-0	.000	0-0	.000	0-0-0	0	0	0	0	0	0
LONG ISLAND* (12/4)														
ST. FRANCIS-NY* (12/6)														
at Iona (12/14)														
at St. Bonaventure (12/17)														
at Vanderbilt (12/31)														
at Robert Morris* (1/3)														
at Sacred Heart* (1/8)														
at Quinnipiac* (1/10)														
WAGNER* (1/15)														
CCSU* (1/17)														
at FDU* (1/22)														
at St. Francis-NY* (1/24)														
MONMOUTH* (1/29)														
BRYANT (1/31)														
at CCSU* (2/5)														
at Wagner* (2/7)														
QUINNIPIAC* (2/12)														
SACRED HEART* (2/14)														
at Long Island* (2/19)														
at Mount* (2/21)														
RMU* (2/26)														
FDU* (2/28)														

Miscellaneous

Category	2008-09	Career
Games led SFU in scoring	0	0
10+ rebound games	0	0
10+ scoring games	0	0
20+ scoring games	0	0
30+ scoring games	0	0
Double-doubles	0	0
Games led SFU in rebounds	0	0
Games led SFU in assists	0	0
Games led SFU in blocks	0	1
Games led SFU in steals	0	0

Season	G-GS	FG-A	Pct.	3PT-A	Pct.	FT-A	Pct.	Pts-Avg.	Rebs-Avg.	A	TO	BL	ST	Min
2008-09	6-1	3-6	.500	0-0	.000	1-1	1.000	7-1.4	6-1.2	0	3	0	1	40
2007-08	6-1	5-7	.714	1-2	.500	0-0	.000	11-1.8	6-1.0	0	0	1	0	45
2006-07	10-0	3-6	.500	1-2	.500	2-4	.500	9-0.9	1-0.1	1	1	0	2	21
Totals	22-2	11-19	.579	2-4	.500	3-5	.600	27-1.2	13-0.6	1	4	1	3	106

Season	G-GS	FG-A	Pct.	3PT-A	Pct.	FT-A	Pct.	Pts-Avg.	Rebs-Avg.	A	TO	BL	ST	Min
2008-09	n/a													
2007-08	3-1	2-2	1.000	1-1	1.000	0-0	.000	5-1.7	2-0.7	0	0	1	0	28
2006-07	5-0	1-1	1.000	0-0	.000	1-2	.500	3-0.6	0-0.0	0	0	0	0	7
Totals	8-1	3-3	1.000	1-1	1.000	1-2	.500	8-1.0	2-0.3	0	0	1	0	35

#30 GRANT SURPRENANT



30

6-5 ♦ 180
Senior
Palatine, Ill.
(Palatine)

2008-09 Notes:

- ◆ Has played in each of the first seven games, and 26 straight.
- ◆ Came off the bench to hit 4-of-6 three-point attempts in scoring season-high 14 points in win at Youngstown State (11/29).

2007-08 Notes:

- ◆ Led the NEC with a .522 three-point field goal percentage.

Season/Career Highs

POINTS

Season - 14 at Youngstown State (11/29)
Career - 26 at GW (11/30/05)

REBOUNDS

Season - 1, six times
Career - 6 vs. Monmouth (1/28/06)

FIELD GOALS

Season - 5 at Youngstown State (11/29)
Career - 10 at GW (11/30/05)

FIELD GOAL ATTEMPTS

Season - 8 at Youngstown State (11/29)
Career - 19 at GW (11/30/05)

3-POINT FIELD GOALS

Season - 4 at Youngstown State (11/29)
Career - 6, twice

3-POINT FIELD GOAL ATTEMPTS

Season - 6 at Youngstown State (11/29)
Career - 11 vs. Mount (1/10/06)

FREE THROWS

Season - 0
Career - 3, two times

FREE THROW ATTEMPTS

Season - 0
Career - 4, three times

ASSISTS

Season - 2 at Youngstown State (11/29)
Career - 3, three times

STEALS

Season - 1, three times
Career - 3 at SFC (2/16/06)

BLOCKED SHOTS

Season - 0
Career - 2 at Arizona State (12/29/07)

MINUTES PLAYED

Season - 22 at Youngstown State (11/29)
Career - 39, two times

2008-09 SURPRENANT GAME-BY-GAME

Opponent	Min.	FG-A	Pct.	3FG-A	Pct.	FT-A	Pct.	O-D-TR	PF	A	TO	BS	ST	Pts
at Texas Tech (11/14)	15	1-7	.143	1-5	.200	0-0	.000	0-1-1	1	0	0	0	0	3
at American (11/17)	5	0-1	.000	0-1	.000	0-0	.000	0-0-0	0	1	0	0	0	0
DUQUESNE (11/20)	10	2-6	.333	2-4	.500	0-0	.000	0-1-1	1	0	0	0	1	6
BUCKNELL (11/22)	9	0-0	.000	0-0	.000	0-0	.000	0-1-1	0	0	1	0	1	0
at Lehigh (11/24)	14	1-1	1.000	1-1	1.000	0-0	.000	0-1-1	2	0	1	0	0	3
at YSU (11/29)	22	5-8	.625	4-6	.667	0-0	.000	0-1-1	2	2	1	0	1	14
at Morgan State (12/1)	12	1-2	.500	1-2	.500	0-0	.000	1-0-1	2	1	0	0	0	3
LONG ISLAND* (12/4)														
ST. FRANCIS-NY* (12/6)														
at Iona (12/14)														
at St. Bonaventure (12/17)														
at Vanderbilt (12/31)														
at Robert Morris* (1/3)														
at Sacred Heart* (1/8)														
at Quinnipiac* (1/10)														
WAGNER* (1/15)														
CCSU* (1/17)														
at FDU* (1/22)														
at St. Francis-NY* (1/24)														
MONMOUTH* (1/29)														
BRYANT (1/31)														
at CCSU* (2/5)														
at Wagner* (2/7)														
QUINNIPAC* (2/12)														
SACRED HEART* (2/14)														
at Long Island* (2/19)														
at Mount* (2/21)														
RMU* (2/26)														
FDU* (2/28)														

Miscellaneous

Category	2008-09	Career
Games led SFU in scoring	0	6
10+ rebound games	0	0
10+ scoring games	1	20
20+ scoring games	0	2
30+ scoring games	0	0
Double-doubles	0	0
Games led SFU in rebounds	0	1
Games led SFU in assists	0	1
Games led SFU in blocks	0	2
Games led SFU in steals	0	7


SURPRENANT'S CAREER STATS

Season	G-GS	FG-A	Pct.	3PT-A	Pct.	FT-A	Pct.	Pts-Avg.	Rebs-Avg.	A	TO	BL	ST	Min
2008-09	7-0	10-25	.400	9-19	.474	0-0	.000	29-4.1	6-0.9	4	3	0	3	87
2007-08	27-0	49-95	.516	35-67	.522	6-6	1.000	139-5.1	21-0.8	12	8	3	5	356
2006-07	26-0	16-47	.340	13-36	.361	3-5	.600	48-1.8	16-0.6	0	7	2	3	176
2005-06	28-24	89-248	.359	55-159	.346	15-21	.714	248-8.9	62-2.2	27	32	2	17	736
Totals	88-24	164-415	.395	112-281	.399	24-32	.750	464-5.3	105-1.2	43	50	7	28	1355

SURPRENANT'S CAREER NORTHEAST CONFERENCE STATS

Season	G-GS	FG-A	Pct.	3PT-A	Pct.	FT-A	Pct.	Pts-Avg.	Rebs-Avg.	A	TO	BL	ST	Min
2008-09	n/a													
2007-08	18-0	26-55	.473	17-37	.459	2-2	1.000	71-3.9	16-0.9	5	5	0	3	227
2006-07	15-0	11-29	.379	8-22	.364	2-3	.667	32-2.1	8-0.5	0	6	2	1	100
2005-06	18-16	58-168	.345	33-108	.306	9-14	.643	158-8.8	40-2.2	15	19	1	13	495
Totals	51-16	95-252	.377	58-167	.347	13-19	.684	261-5.1	64-1.3	20	30	3	17	822

#33 KYLE JACKSON



33
 6-3 ♦ 175
 Senior
 Bolingbrook, Ill.
 (Plainfield Central)

2008-09 Notes:

- ♦ Had 4 points, 5 rebounds and a steal in 14 minutes at American
- ♦ Tied career high with 7 points, had career high 3 assists, and made career-best 4-of-4 attempts at charity stripe vs. Bucknell (11/22).
- ♦ Earned first start of season, and third of career in win at Youngstown State (11/29).

2007-08 Notes:

- ♦ Played in a career high 21 games for the Red Flash

Season/Career Highs

POINTS

Season - 7 vs. Bucknell (11/22)
 Career - 7, twice

REBOUNDS

Season - 5 at American (11/17)
 Career - 6 vs. Morgan State (11/14/07)

FIELD GOALS

Season - 2 at Morgan State (12/1)
 Career - 3 vs. American (11/10/07)

FIELD GOAL ATTEMPTS

Season - 4 at Lehigh (11/24)
 Career - 4, twice

3-POINT FIELD GOALS

Season - 1 vs. Bucknell (11/22)
 Career - 1, six times

3-POINT FIELD GOAL ATTEMPTS

Season - 2 at Lehigh (11/24)
 Career - 2 at Lehigh (11/24/08)

FREE THROWS

Season - 4 vs. Bucknell (11/22)
 Career - 4 vs. Bucknell (11/22/08)

FREE THROW ATTEMPTS

Season - 4 vs. Bucknell (11/22)
 Career - 4 vs. Bucknell (11/22/08)

ASSISTS

Season - 3 vs. Bucknell (11/22)
 Career - 3 vs. Bucknell (11/22/08)

STEALS

Season - 1, four times
 Career - 2 at Sacred Heart (12/9/06)

BLOCKED SHOTS

Season - 0
 Career - 1, twice

MINUTES PLAYED

Season - 25 vs. Bucknell (11/22)
 Career - 27 vs. American (11/10/07)

2008-09 JACKSON GAME-BY-GAME

Opponent	Min.	FG-A	Pct.	3FG-A	Pct.	FT-A	Pct.	O-D-TR	PF	A	TO	BS	ST	Pts
at Texas Tech (11/14)	13	0-1	.000	0-0	.000	0-0	.000	1-1-2	2	0	3	0	1	0
at American (11/17)	14	1-2	.500	0-0	.000	2-2	1.000	2-3-5	3	0	1	0	1	4
DUQUESNE (11/20)	13	0-1	.000	0-1	.000	0-0	.000	0-1-1	2	0	1	0	0	0
BUCKNELL (11/22)	25	1-2	.500	1-1	1.000	4-4	1.000	0-3-3	4	3	0	0	1	7
at Lehigh (11/24)	19	0-4	.000	0-2	.000	2-2	1.000	1-1-2	2	1	1	0	0	2
at YSU (11/29)	8	0-2	.000	0-0	.000	2-2	1.000	0-1-1	0	1	1	0	0	2
at Morgan State (12/1)	7	2-2	1.000	0-0	.000	0-0	.000	0-0-0	2	0	1	0	1	4
LONG ISLAND* (12/4)														
ST. FRANCIS-NY* (12/6)														
at Iona (12/14)														
at St. Bonaventure (12/17)														
at Vanderbilt (12/31)														
at Robert Morris* (1/3)														
at Sacred Heart* (1/8)														
at Quinnipiac* (1/10)														
WAGNER* (1/15)														
CCSU* (1/17)														
at FDU* (1/22)														
at St. Francis-NY* (1/24)														
MONMOUTH* (1/29)														
BRYANT (1/31)														
at CCSU* (2/5)														
at Wagner* (2/7)														
QUINNIPIAC* (2/12)														
SACRED HEART* (2/14)														
at Long Island* (2/19)														
at Mount* (2/21)														
RMU* (2/26)														
FDU* (2/28)														

Miscellaneous

Category	2008-09	Career
Games led SFU in scoring	0	0
10+ rebound games	0	0
10+ scoring games	0	0
20+ scoring games	0	0
30+ scoring games	0	0
Double-doubles	0	0
Games led SFU in rebounds	0	0
Games led SFU in assists	0	0
Games led SFU in blocks	0	1
Games led SFU in steals	0	4


JACKSON'S CAREER STATS

Season	G-GS	FG-A	Pct.	3PT-A	Pct.	FT-A	Pct.	Pts-Avg.	Rebs-Avg.	A	TO	BL	ST	Min
2008-09	7-1	4-14	.286	1-4	.250	10-10	1.000	19-2.7	14-2.0	5	8	0	4	99
2007-08	21-2	7-17	.412	5-9	.556	8-12	.667	27-1.3	21-1.0	3	8	2	4	129
2006-07	14-0	0-5	.000	0-2	.000	4-6	.667	4-0.3	8-0.6	4	2	0	2	41
Totals	42-3	11-36	.306	6-15	.400	22-28	.786	50-1.2	43-1.0	12	18	2	10	269

JACKSON'S CAREER NORTHEAST CONFERENCE STATS

Season	G-GS	FG-A	Pct.	3PT-A	Pct.	FT-A	Pct.	Pts-Avg.	Rebs-Avg.	A	TO	BL	ST	Min
2008-09	n/a													
2007-08	12-1	1-4	.250	1-2	.500	4-6	.667	7-0.6	5-0.4	0	3	0	2	36
2006-07	7-0	0-1	.000	0-1	.000	4-6	.667	4-0.6	4-0.6	1	0	0	2	23
Totals	19-1	1-5	.200	1-3	.333	8-12	.667	11-0.6	9-0.5	1	3	0	4	59

#43 STEVE PROFETA



2008-09 Notes:

- ◆ Led the Red Flash with 8 points in only 17 minutes at American
- ◆ Had career-best 6-of-6 effort at free throw line, and career high 4 steals, vs. Duquesne (11/20).
- ◆ Has already started career high 4 games after starting a total of 2 games during first three seasons in Loretto.
- ◆ Tied career high with 6 rebounds vs. Bucknell (11/22).

2007-08 Notes:

- ◆ Made a career high 26 three-pointers, and shot a career-best 78.6 percent (22-of-28) from the free throw line

43

6-5 ◆ 180
Senior
Carnegie, Pa.
(Chartiers Valley)

2008-09 PROFETA GAME-BY-GAME

Opponent	Min.	FG-A	Pct.	3FG-A	Pct.	FT-A	Pct.	O-D-TR	PF	A	TO	BS	ST	Pts
at Texas Tech (11/14)	18	0-3	.000	0-3	.000	2-2	1.000	2-1-3	3	2	2	0	0	2
at American (11/17)	17	3-5	.600	2-4	.500	0-0	.000	0-0-0	4	0	1	0	0	8
DUQUESNE (11/20)	25	0-1	.000	0-1	.000	6-6	1.000	1-1-2	3	2	1	0	4	6
BUCKNELL (11/22)	31	2-6	.333	1-5	.200	2-2	1.000	0-6-6	2	0	1	1	0	7
at Lehigh (11/24)	17	1-2	.500	1-2	.500	0-0	.000	0-0-0	2	0	0	0	0	3
at YSU (11/29)	12	0-2	.000	0-0	.000	1-2	.500	4-1-5	4	1	1	1	0	1
at Morgan State (12/1)	9	0-0	.000	0-0	.000	0-0	.000	0-0-0	1	1	1	0	0	0
LONG ISLAND* (12/4)														
ST. FRANCIS-NY* (12/6)														
at Iona (12/14)														
at St. Bonaventure (12/17)														
at Vanderbilt (12/31)														
at Robert Morris* (1/3)														
at Sacred Heart* (1/8)														
at Quinnipiac* (1/10)														
WAGNER* (1/15)														
CCSU* (1/17)														
at FDU* (1/22)														
at St. Francis-NY* (1/24)														
MONMOUTH* (1/29)														
BRYANT (1/31)														
at CCSU* (2/5)														
at Wagner* (2/7)														
QUINNIPAC* (2/12)														
SACRED HEART* (2/14)														
at Long Island* (2/19)														
at Mount* (2/21)														
RMU* (2/26)														
FDU* (2/28)														

Season/Career Highs

POINTS

Season - 8 at American (11/17)
Career - 14, twice

REBOUNDS

Season - 6 vs. Bucknell (11/22)
Career - 6, three times

FIELD GOALS

Season - 3 at American (11/17)
Career - 4, three times

FIELD GOAL ATTEMPTS

Season - 6 vs. Bucknell (11/22)
Career - 8, twice

3-POINT FIELD GOALS

Season - 2 at American (11/17)
Career - 4, twice

3-POINT FIELD GOAL ATTEMPTS

Season - 5 vs. Bucknell (11/22)
Career - 7, three times

FREE THROWS

Season - 6 vs. Duquesne (11/20)
Career - 6 vs. Duquesne (11/20/08)

FREE THROW ATTEMPTS

Season - 6 vs. Duquesne (11/20)
Career - 6 vs. Duquesne (11/20/08)

ASSISTS

Season - 2, twice
Career - 4 at Long Island (2/18/06)

STEALS

Season - 4 vs. Duquesne (11/20)
Career - 4 vs. Duquesne (11/20/08)

BLOCKED SHOTS

Season - 1, twice
Career - 2, twice

MINUTES PLAYED

Season - 31 vs. Bucknell (11/22)
Career - 34 at Long Island (2/18/06)

Miscellaneous

Category	2008-09	Career
Games led SFU in scoring	1	1
10+ rebound games	0	0
10+ scoring games	0	4
20+ scoring games	0	0
30+ scoring games	0	0
Double-doubles	0	0
Games led SFU in rebounds	0	4
Games led SFU in assists	1	1
Games led SFU in blocks	2	6
Games led SFU in steals	1	13

PROFETA'S CAREER STATS

Season	G-GS	FG-A	Pct.	3PT-A	Pct.	FT-A	Pct.	Pts-Avg.	Rebs-Avg.	A	TO	BL	ST	Min
2008-09	7-4	6-19	.316	4-15	.267	11-12	.917	27-3.9	16-2.3	6	7	2	4	129
2007-08	27-1	35-100	.350	26-80	.325	22-28	.786	118-4.4	36-1.3	19	13	3	13	318
2006-07	22-0	6-40	.150	3-30	.100	5-9	.556	20-0.9	12-0.5	8	6	1	5	113
2005-06	27-1	35-96	.365	21-57	.368	11-17	.647	102-3.8	67-2.5	30	31	8	13	516
Totals	83-6	82-255	.322	54-182	.297	49-66	.742	267-3.2	131-1.6	63	57	14	35	1076

PROFETA'S CAREER NORTHEAST CONFERENCE STATS

Season	G-GS	FG-A	Pct.	3PT-A	Pct.	FT-A	Pct.	Pts-Avg.	Rebs-Avg.	A	TO	BL	ST	Min
2008-09	n/a													
2007-08	17-1	23-61	.377	16-47	.340	18-23	.783	80-4.7	28-1.6	14	6	3	9	209
2006-07	15-0	2-21	.095	1-17	.059	4-7	.571	9-0.6	5-0.3	6	3	1	4	61
2005-06	18-0	33-81	.407	20-48	.417	10-15	.667	96-5.3	59-3.3	23	24	7	10	420
Totals	50-1	58-163	.356	37-112	.330	32-45	.711	185-3.7	92-1.8	43	33	11	23	690

#54 KURT HOFFMAN



54

6-6 ♦ 210

Junior

Johnstown, Pa.
(Johnstown)

2008-09 Notes:

- ◆ Posted 8 points on 3-of-4 shooting and had 7 rebounds at American
- ◆ Voted a team tri-captain.
- ◆ Elected as President of Saint Francis' Student-Athlete Advisory Committee for the 2009 calendar year.

2007-08 Notes:

- ◆ Hoffman's .590 field goal percentage was highest among all SFU players with more than 30 attempts
- ◆ Was second on the team with 12 blocks

Season/Career Highs

POINTS

Season - 8, twice
Career - 10 vs. Morgan State (11/14/07)

REBOUNDS

Season - 7 at American (11/17)
Career - 8 at Penn State (11/12/07)

FIELD GOALS

Season - 4 at Morgan State (12/1)
Career - 5 vs. Morgan State (11/14/07)

FIELD GOAL ATTEMPTS

Season - 5 at Morgan State (12/1)
Career - 6 vs. Morgan State (11/14/07)

3-POINT FIELD GOALS

Season - 0
Career - 1, twice

3-POINT FIELD GOAL ATTEMPTS

Season - 1 at Lehigh (11/24)
Career - 1, five times

FREE THROWS

Season - 2, three times
Career - 4 vs. Long Island (2/7/08)

FREE THROW ATTEMPTS

Season - 3 at American (11/17)
Career - 4, twice

ASSISTS

Season - 1, twice
Career - 4 at Duquesne (12/22/07)

STEALS

Season - 2 at Lehigh (11/24)
Career - 2, four times

BLOCKED SHOTS

Season - 1, twice
Career - 2, four times

MINUTES PLAYED

Season - 29 at Morgan State (12/1)
Career - 29 at Morgan State (12/1/08)

2008-09 HOFFMAN GAME-BY-GAME

Opponent	Min.	FG-A	Pct.	3FG-A	Pct.	FT-A	Pct.	O-D-TR	PF	A	TO	BS	ST	Pts
at Texas Tech (11/14)	19	0-2	.000	0-0	.000	0-0	.000	0-4-4	2	0	2	0	0	0
at American (11/17)	24	3-4	.750	0-0	.000	2-3	.667	3-4-7	2	0	2	0	0	8
DUQUESNE (11/20)	13	1-2	.500	0-0	.000	2-2	1.000	0-1-1	4	0	2	0	0	4
BUCKNELL (11/22)	17	2-3	.667	0-0	.000	2-2	1.000	2-1-3	2	0	0	1	0	6
at Lehigh (11/24)	22	1-4	.250	0-1	.000	1-2	.500	2-1-3	2	1	0	0	2	3
at YSU (11/29)	16	1-1	1.000	0-0	.000	0-0	.000	1-0-1	3	1	0	0	0	2
at Morgan State (12/1)	29	4-5	.800	0-0	.000	0-1	.000	0-3-3	3	0	2	1	0	8
LONG ISLAND* (12/4)														
ST. FRANCIS-NY* (12/6)														
at Iona (12/14)														
at St. Bonaventure (12/17)														
at Vanderbilt (12/31)														
at Robert Morris* (1/3)														
at Sacred Heart* (1/8)														
at Quinnipiac* (1/10)														
WAGNER* (1/15)														
CCSU* (1/17)														
at FDU* (1/22)														
at St. Francis-NY* (1/24)														
MONMOUTH* (1/29)														
BRYANT (1/31)														
at CCSU* (2/5)														
at Wagner* (2/7)														
QUINNIPIAC* (2/12)														
SACRED HEART* (2/14)														
at Long Island* (2/19)														
at Mount* (2/21)														
RMU* (2/26)														
FDU* (2/28)														

Miscellaneous

Category	2008-09	Career
Games led SFU in scoring	1	1
10+ rebound games	0	0
10+ scoring games	0	1
20+ scoring games	0	0
30+ scoring games	0	0
Double-doubles	0	0
Games led SFU in rebounds	1	3
Games led SFU in assists	0	0
Games led SFU in blocks	1	7
Games led SFU in steals	1	7

HOFFMAN'S CAREER STATS

Season	G-GS	FG-A	Pct.	3PT-A	Pct.	FT-A	Pct.	Pts-Avg.	Rebs-Avg.	A	TO	BL	ST	Min
2008-09	7-2	12-21	.571	0-1	.000	7-10	.700	31-4.4	22-3.1	2	8	2	2	140
2007-08	27-11	23-39	.590	0-0	.000	13-22	.591	59-2.2	67-2.5	17	16	12	10	364
2006-07	27-1	13-30	.433	2-4	.500	4-9	.444	32-1.2	38-1.4	5	11	3	5	259
Totals	61-14	48-90	.533	2-5	.400	24-41	.585	122-2.0	127-2.1	24	35	17	17	763

HOFFMAN'S CAREER NORTHEAST CONFERENCE STATS

Season	G-GS	FG-A	Pct.	3PT-A	Pct.	FT-A	Pct.	Pts-Avg.	Rebs-Avg.	A	TO	BL	ST	Min
2008-09	n/a													
2007-08	16-3	13-21	.619	0-0	.000	7-10	.700	33-2.1	25-1.6	4	10	2	5	182
2006-07	17-1	10-20	.500	1-2	.500	3-7	.429	24-1.4	24-1.4	4	6	3	3	179
Totals	33-4	23-41	.561	1-2	.500	10-17	.588	57-1.7	49-1.5	8	16	5	8	361

2008-09 Saint Francis Men's Basketball
SAINT FRANCIS Team Game-by-Game (as of Dec 03, 2008)
All games

TEAM STATISTICS

Opponent	Date	Score		Total		3-Pointers		Free throws		Rebounds				pf	a	t/o	blk	stl	pts	avg
				fg-fga	pct	3fg-fga	pct	ft-fa	pct	off	def	tot	avg							
at Texas Tech	11/14/08	47-81	L	14-54	.259	7-21	.333	12-14	.857	9	26	35	35.0	20	8	23	1	7	47	47.0
at American	11/17/08	46-67	L	17-49	.347	5-16	.313	7-9	.778	13	19	32	33.5	17	7	15	1	4	46	46.5
DUQUESNE	11/20/08	72-83	L	24-53	.453	8-17	.471	16-18	.889	9	22	31	32.7	24	18	22	2	10	72	55.0
BUCKNELL	11/22/08	69-59	Wot	16-45	.356	3-17	.176	34-39	.872	9	33	42	35.0	22	10	14	2	6	69	58.5
at Lehigh	11/24/08	56-61	L	17-42	.405	4-15	.267	18-23	.783	8	24	32	34.4	25	7	17	0	6	56	58.0
at Youngstown State	11/29/08	66-65	W	26-51	.510	8-15	.533	6-10	.600	12	22	34	34.3	16	16	12	2	3	66	59.3
at Morgan State	12/1/08	65-61	W	23-38	.605	4-10	.400	15-23	.652	4	30	34	34.3	19	10	20	2	4	65	60.1
SAINT FRANCIS		421		137-332	.413	39-111	.351	108-136	.794	64	176	240	34.3	143	76	123	10	40	421	60.1
Opponents		477		171-392	.436	51-141	.362	84-142	.592	80	144	224	32.0	133	104	84	21	57	477	68.1

Games played: 7
Points/game: 60.1
FG Pct: 41.3
3FG Pct: 35.1
FT Pct: 79.4

Rebounds/game: 34.3
Assists/game: 10.9
Turnovers/game: 17.6
Assist/turnover ratio: 0.6
Steals/game: 5.7
Blocks/game: 1.4

2008-09 Saint Francis Men's Basketball
SAINT FRANCIS Combined Team Statistics (as of Dec 03, 2008)
All games

RECORD:	OVERALL	HOME	AWAY	NEUTRAL
ALL GAMES	3-4	1-1	2-3	0-0
CONFERENCE	0-0	0-0	0-0	0-0
NON-CONFERENCE	3-4	1-1	2-3	0-0

#	Player	gp-gs	min	avg	Total		3-Point		F-Throw		Rebounds				pf	dq	a	to	blk	stl	pts	avg
					fg-fga	pct	3fg-fga	pct	ft-fta	pct	off	def	tot	avg								
01	SWEETNEY, Devin	7-7	226	32.3	31-80	.388	7-23	.304	29-38	.763	6	49	55	7.9	21	0	3	27	3	5	98	14.0
13	JUKIC, Mislav	7-6	188	26.9	29-61	.475	0-2	.000	17-23	.739	15	31	46	6.6	18	0	5	20	3	2	75	10.7
03	FORD, Marquis	7-7	196	28.0	24-47	.511	10-21	.476	10-14	.714	4	21	25	3.6	10	1	17	16	0	8	68	9.7
15	NELSON, Cale	7-7	238	34.0	13-42	.310	8-26	.308	17-21	.810	4	13	17	2.4	14	0	29	17	0	9	51	7.3
54	HOFFMAN, Kurt	7-2	140	20.0	12-21	.571	0-1	.000	7-10	.700	8	14	22	3.1	18	0	2	8	2	2	31	4.4
30	SURPRENANT, Grant	7-0	87	12.4	10-25	.400	9-19	.474	0-0	.000	1	5	6	0.9	8	0	4	3	0	3	29	4.1
43	PROFETA, Steve	7-4	129	18.4	6-19	.316	4-15	.267	11-12	.917	7	9	16	2.3	19	0	6	7	2	4	27	3.9
33	JACKSON, Kyle	7-1	99	14.1	4-14	.286	1-4	.250	10-10	1.000	4	10	14	2.0	15	0	5	8	0	4	19	2.7
14	ORANDI, Sorena	5-0	38	7.6	2-10	.200	0-0	.000	5-5	1.000	1	2	3	0.6	6	0	4	4	0	1	9	1.8
02	McFARLAND, Chris	6-0	44	7.3	3-7	.429	0-0	.000	1-2	.500	3	4	7	1.2	6	0	1	8	0	1	7	1.2
21	SPAID, Randy	6-1	40	6.7	3-6	.500	0-0	.000	1-1	1.000	1	5	6	1.0	8	0	0	3	0	1	7	1.2
Total.....		7	1425		137-332	.413	39-111	.351	108-136	.794	64	176	240	34.3	143	1	76	123	10	40	421	60.1
Opponents.....		7	1425		171-392	.436	51-141	.362	84-142	.592	80	144	224	32.0	133	-	104	84	21	57	477	68.1

TEAM STATISTICS	SFU	OPP	Date	Opponent	Score	Att.
SCORING	421	477	11/14/08	at Texas Tech	L 47-81	9961
Points per game	60.1	68.1	11/17/08	at American	L 46-67	2123
Scoring margin	-8.0	-	11/20/08	DUQUESNE	L 83-72	1116
FIELD GOALS-ATT	137-332	171-392	11/22/08	BUCKNELL	Wot 59-69	1628
Field goal pct	.413	.436	11/24/08	at Lehigh	L 56-61	814
3 POINT FG-ATT	39-111	51-141	11/29/08	at Youngstown State	W 66-65	1585
3-point FG pct	.351	.362	12/1/08	at Morgan State	W 65-61	2579
3-pt FG made per game	5.6	7.3	* - Conference game			
FREE THROWS-ATT	108-136	84-142				
Free throw pct	.794	.592				
F-Throws made per game	15.4	12.0				
REBOUNDS	240	224				
Rebounds per game	34.3	32.0				
Rebounding margin	+2.3	-				
ASSISTS	76	104				
Assists per game	10.9	14.9				
TURNOVERS	123	84				
Turnovers per game	17.6	12.0				
Turnover margin	-5.6	-				
Assist/turnover ratio	0.6	1.2				
STEALS	40	57				
Steals per game	5.7	8.1				
BLOCKS	10	21				
Blocks per game	1.4	3.0				
ATTENDANCE	2744	17062				
Home games-Avg/Game	2-1372	5-3412				
Neutral site-Avg/Game	-	0-0				

Score by Periods	1st	2nd	OT	Totals
SAINT FRANCIS	194	206	21	421
Opponents	218	248	11	477