

# 2008-09 Saint Francis

## RED FLASH MEN'S BASKETBALL

### RED FLASH SCOREBOARD

DATE	OPPONENT	TIME
Nov. 14	at Texas Tech	L, 81-47
Nov. 17	at American	L, 67-46
<b>NOV. 20</b>	<b>DUQUESNE</b>	<b>L, 83-72</b>
<b>NOV. 22</b>	<b>BUCKNELL</b>	<b>W, 69-59 (OT)</b>
Nov. 24	at Lehigh	L, 61-56
Nov. 29	at Youngstown State	W, 66-65
Dec. 1	at Morgan State	W, 65-61
<b>DEC. 4</b>	<b>LONG ISLAND*</b>	<b>L, 73-58</b>
<b>DEC. 6</b>	<b>ST. FRANCIS-NY* (FSN-PITTSBURGH)</b>	<b>NOON</b>
Dec. 14	at Iona	7 p.m.
Dec. 17	at St. Bonaventure	7 p.m.
Dec. 31	at Vanderbilt	Noon
Jan. 3	at Robert Morris*	7 p.m.
Jan. 8	at Sacred Heart*	TBA
Jan. 10	at Quinnipiac*	TBA
<b>JAN. 15</b>	<b>WAGNER*</b>	<b>7 P.M.</b>
<b>JAN. 17</b>	<b>CCSU*</b>	<b>4 P.M.</b>
Jan. 22	at Fairleigh Dickinson*	TBA
Jan. 24	at St. Francis-NY* (FSN-Pittsburgh)	4 p.m.
<b>JAN. 29</b>	<b>MONMOUTH*</b>	<b>7 P.M.</b>
<b>JAN. 31</b>	<b>BRYANT</b>	<b>7 P.M.</b>
Feb. 5	at CCSU*	TBA
Feb. 7	at Wagner* (FSN-Pittsburgh)	4 p.m.
<b>FEB. 12</b>	<b>QUINNIPIAC*</b>	<b>7 P.M.</b>
<b>FEB. 14</b>	<b>SACRED HEART*</b>	<b>7 P.M.</b>
Feb. 19	at Long Island*	TBA
Feb. 21	at Mount St. Mary's*	7 p.m.
<b>FEB. 26</b>	<b>ROBERT MORRIS*</b>	<b>7 P.M.</b>
<b>FEB. 28</b>	<b>FAIRLEIGH DICKINSON*</b>	<b>7 P.M.</b>

Home Games in **BOLD & CAPS**

TV Coverage listed in ( )

\* indicates Northeast Conference game

All Times are Eastern

### Game 9

**St. Francis-NY (2-4, 1-0)**  
**at SAINT FRANCIS (3-5, 0-10)**

Saturday, December 6, 2008 ♦ Noon

DeGol Arena (3,500) ♦ Loretto, Pa.

**Television:** MSG, WWCP-Fox8, FSN-Pittsburgh (Tape Delay, 8 p.m.)

**Television Announcers:** Dave Popkin and Terry O'Connor

**Radio:** The EDGE 1400 AM (Loretto); 850 AM (Johnstown)

**Webstream:** www.goRedFlash.com and www.edge1400.com

**Radio Announcers:** Joe Vesnesky and Bernie Jubeck



### Saint Francis University

**Head Coach:** Don Friday  
**Alma Mater:** Lebanon Valley, 1990  
**At SFU:** 3-5, 0-1 NEC/1st Season  
**Career:** 86-54/6th Season

**SFU PPG:** 59.9  
**OPP's PPG:** 68.8  
**FG Pct:** 41.6  
**FG Pct. Defense:** 44.4



### St. Francis-NY College

**Head Coach:** Brian Nash  
**Alma Mater:** Keene State, 1992  
**At SFC:** 28-65/4th Season  
**Career:** 28-65/4th Season

**SFC PPG:** 70.7  
**OPP's PPG:** 78.3  
**FG Pct:** 42.1  
**FG Pct. Defense:** 46.1

⇒ **Next Up:** Saint Francis suffered a tough 73-58 setback in Thursday night's Northeast Conference opener against Long Island. The Red Flash will now turn their attention to St. Francis-NY, which is coming off an impressive 87-79 victory at Robert Morris. SFU has won four straight against the Terriers, including a 92-84 triple overtime thriller last season at DeGol Arena.

⇒ **Sizing Up The Terriers:** St. Francis-NY is 2-4 on the season, including an overtime loss at Hartford, and wins over Manhattan and Robert Morris. Overall, the Terriers have won two of their last three games, averaging 72.7 ppg in the process. SFC is led by two players - Stefan Perunicic and Kayode Ayeni - who are averaging 14.3 ppg. Ayeni is also tops on the team with 8.2 rpg, and is second with nine blocked shots. The Terriers are hitting the "three-ball" at a 42.2 percent clip (65-of-154).

### Saint Francis Projected Starters

No.	Name	Yr.	Pos.	Ht.	Wt.	PPG	RPG	APG	Last Game/Conf. Rank or Notes
15	Cale Nelson	Sr.	G	5-10	180	6.4	2.1	3.9	Leads team, 5th in NEC with 3.9 apg
3	Marquis Ford	Sr.	G	5-10	175	10.0	3.8	2.4	52.7 FG% ranks 7th in NEC
1	Devin Sweetney	Jr.	F	6-6	180	13.9	7.5	0.4	Leads NEC in defensive rpg (6.63)
54	Kurt Hoffman	Jr.	F	6-6	210	4.4	3.4	0.4	Making 60.9% of FGA
13	Mislav Jukic	Jr.	F	6-7	220	10.6	6.3	0.8	9th in NEC with 49.3 FG%

**TEAM INFORMATION**

Conference: .....Northeast  
 Home Court: .....DeGol Arena  
 .....in the Maurice Stokes Athletics Center  
 Capacity: .....3,500  
 2007-08 Record: .....6-23  
 2007-08 NEC Record / Finish: .....4-14, T8th  
 Letterwinners Returning / Lost: .....11 / 2  
 Starters Returning / Lost: .....3 / 2  
 Newcomers: .....2

**ATHLETIC COMMUNICATIONS**

Director / Men's Basketball Contact: ...Bob Volkert  
 .....PO Box 600  
 .....Loretto, Pa. 15940  
 E-mail: .....rvolkert@francis.edu  
 Office: .....814-472-3128  
 Cell (Media Use ONLY): .....814-330-6281  
 Fax: .....814-472-3196  
 Assistant Director: .....Ashley Bailey  
 Assistant Office: .....814-472-3916  
 Website: .....www.goRedFlash.com

**PROGRAM HISTORY**

First Season of Varsity Competition: .....1905-06  
 All-Time Basketball Record: ...871-933 (96th season)  
 Years in NCAA Tournament / Last: ....1 / 1990-91  
 Last Post-Season Opponent: .....Arizona  
 Result: .....Arizona 93, Saint Francis 80  
 NIT Years (record) / Last: .....3 (3-4) / 1957-58

**RADIO INFORMATION**

Radio Station: .....Red Flash Sports Radio Network  
 Flagship: ....The EDGE WWGE 1400 AM (Loretto)  
 Network: ...The EDGE WKGE 850 AM (Johnstown)  
 Listen on the Web: .....www.edge1400.com  
 Play-by-Play: .....Joe Vesnesky (30th season)  
 Color Commentator: .....Bernie Jubeck (6th season)

**MEDIA SERVICES**

**Don Friday Interviews**

Media members wishing to arrange an interview with head coach Don Friday are asked to contact Bob Volkert in the SFU Athletic Communications office. Times can be arranged before or after practice, but must be scheduled in advance.

**Player Interviews**

Media members wishing to arrange an interview with an SFU player must contact Bob Volkert in the SFU Athletic Communications office. It is asked that at least 48 hours prior notice is given in order to arrange the interview, and it must occur in a fashion that does not interfere with the student-athlete's academic schedule.

**Post-Game Interviews**

The SFU locker room is closed to the media.

During games at DeGol Arena, a member of the SFU Athletic Communications office will collect player interview requests towards the end of the second half. Following the NCAA's recommended cooling-off period, head coach Don Friday and SFU players will address the media in the post-game media room.

On the road, interviews will be conducted outside the locker room unless an interview area is provided.

**COACHING STAFF**

**Head Coach:** Don Friday (Lebanon Valley, '90) - 1st Season  
**Assistant Coach:** Abe Badmus (Bucknell, '07) - 1st Season  
**Assistant Coach:** Doug Kraft (Millersville, '89) - 1st Season  
**Assistant Coach:** Rob Krimmel (Saint Francis '00) -9th Season  
**Head Graduate Manager:** David Marshall (Susquehanna, '08) 1st Season

**St. Francis-NY Projected Starters**

No.	Name	Yr.	Pos.	Ht.	Wt.	PPG	RPG	APG	Last Game/Conf. Rank or Notes
2	Stefan Perunicic	Fr.	F	6-6	195	14.3	1.8	1.2	10-of-14, 28 points in win at RMU
11	Ricky Cadell	So.	G	6-2	180	12.5	3.7	3.5	19 points in win at Robert Morris
23	Herman Wrice	Jr.	F	6-7	210	4.0	5.3	0.0	5 blocks in win at RMU
32	Kayode Ayeni	Jr.	G/F	6-5	180	14.3	8.2	2.0	3rd in NEC in rebounding
45	Rocco Rubino	So.	G	6-2	165	6.5	1.8	0.7	9-of-17 (52.9%) on 3-point attempts

⇒ **The Series/Last Meeting:** The Red Flash have won the last four meetings against St. Francis-NY to take a 35-27 lead in the all-time series, which dates back to 1929-30. Saint Francis won both meetings each of the past two seasons, including a 92-84 triple overtime thriller last Jan. 24, 2008, at DeGol Arena. In the longest game in Saint Francis University history, six players scored in double-digits, including an 8-of-17, 21 point, 11 rebound effort from Devin Sweetney. Grant Surprenant came off the bench to hit 6-of-9 three-point attempts for 18 points. He hit 3-pointers at the end of the first and second overtimes to force tie scores and an extra session. The Red Flash later defeated the Terriers, 63-50, on Valentine's Day in Brooklyn, N.Y. SFU has won two straight, and four of the last five meetings at DeGol Arena.

⇒ **Looking Ahead:** Saint Francis will get a much-needed break in action for final exams following the contest against St. Francis-NY. The Red Flash have played eight games in 23 days to start the season, but will have eight days off before traveling to Iona on Dec. 14. After Saturday's game, SFU will not return to play a game in DeGol Arena for the next 40 days during a six-game road swing that will see the Red Flash enter the stretch run of Northeast Conference play.

⇒ **Tough Match-Up Defense:** Saint Francis has alternated from a man-to-man defense to a match-up zone during the course of the season, and the system is paying huge dividends. The Red Flash have won three of their last five games by focusing on defense. They have held four of the five opponents to 65 points-or-less, including four straight opponents, which marks the first time since the 2001-02 season in which an SFU team has accomplished that in the same season. (SFU held five straight opponents to 65-or-fewer points during the last three games of 2003-04, and the first two games of 2004-05). Saint Francis is 39-21 (.650 winning percentage) since the start of the 2002-03 season when holding opponents to 65 or fewer points in a game.

⇒ **Improved Shooting:** The Red Flash have been shooting the basketball with better efficiency over the last four games (48.4%), and put up field goal percentages of 51.0% and 60.5% in wins at Youngstown State and Morgan State, respectively. Being that SFU attempted just 38 shots at Morgan State, shot selection has been a key factor in the team's shooting efficiency. The last time Saint Francis shot 50 percent or better in back-to-back games was Jan. 23 and Jan. 25, 2007, against Robert Morris and Monmouth, respectively. SFU made just 31 total field goals in its first two games, while shooting 30.0 percent.

⇒ **On a Roll:** In four of their last five games, in which the Red Flash have won three, SFU has seen an overall improvement. The Red Flash shot 35.6 percent from the field in an overtime victory over Bucknell (11/22). The team's field goal percentage improved over the next three games - 40.5% at Lehigh (11/24), 51.0% at Youngstown State (11/29) and 60.5% at Morgan State (12/01) - and was at 43.6 percent in a disappointing loss versus Long Island. SFU is shooting a combined 45.9 percent over the last five games, while its opponents are shooting just 39.4 percent. Saint Francis also has a plus-0.8 rebounding margin over the last five games despite being outrebounded 40-29 in Thursday night's loss versus Long Island.

⇒ **President-Elect Hoffman:** Junior forward Kurt Hoffman was recently elected as Saint Francis' next President of the Student-Athlete Advisory Committee. He will officially take over the post at the beginning of the spring semester, and will serve as President during the 2009 calendar year. As President of SAAC, Hoffman is the lead voice of SFU's student-athletes, and oversees student-athlete welfare issues.

⇒ **We're Going Streaking:** Junior Devin Sweetney has played in, and started, 66 consecutive games for the Red Flash. It is the longest such streak for Saint Francis. Senior Cale Nelson has also played in 66 straight games, and has started the last 41.

⇒ **Back in the Saddle:** Senior Marquis Ford has improved in several key categories from his 2007-08 numbers. After leading the NEC with a 51.0 percent success rate from outside the arc in 2006-07, Ford struggled last season. It appears the fourth-year player has reverted back to his old form. Ford is averaging 10.0 ppg and 3.8 rpg, and is first on the team with 10 steals and second with 19 assists. He is 11-of-24 from downtown for a 45.8 percent success rate. Overall, Ford ranks seventh in the Northeast Conference by shooting 52.7 percent (29-of-55) from the field.

BY ELIGIBILITY	
<b>Seniors (5):</b>	Marquis Ford; Kyle Jackson; Cale Nelson; Steve Profeta; Grant Surprenant
<b>Juniors (5):</b>	Kurt Hoffman; Mislav Jukic; Cedric Latimer; Chris McFarland; Randy Spaid; Devin Sweetney
<b>Sophomores (1):</b>	Sorena Orandi
<b>Freshmen (1):</b>	Curtis Keys

PRONUNCIATIONS	
Marquis Ford	Mar-KEECE Ford
Mislav Jukic	MEE-slav U-kick
Sorena Orandi	So-RAH-nah O-REN-day
Steve Profeta	Pro-FET-ah
Grant Surprenant	Su-PURR-not

# 2008-09 SFU NUMERICAL ROSTER

NO.	NAME	YR.	POS.	HT.	WT.	HOMETOWN / HIGH SCHOOL
1	Devin Sweetney**	Jr.	G/F	6-6	180	Washington, D.C. / Riverdale Baptist
2	Chris McFarland**	Jr.	G	6-0	180	Montgomery Village, Md. / Riverdale Baptist
3	Marquis Ford***	Sr.	G	5-10	175	St. Petersburg, Fla. / St. Petersburg
5	Curtis Keys	Fr.	G	6-2	170	Reston, Va. / South Lakes
13	Mislav Jukic**	Jr.	F	6-7	220	Zagreb, Croatia / Life Center Academy (NJ)
14	Sorena Orandi*	So.	G	6-1	180	Vastra Frolunda, Sweden / Solebury Prep
15	Cale Nelson***	Sr.	G	5-10	180	Newville, Pa. / Big Spring
21	Randy Spaid**	Jr.	F/C	6-8	200	Portage, Pa. / Portage
30	Grant Surprenant***	Sr.	G	6-5	180	Palatine, Ill. / Palatine
33	Kyle Jackson**	Sr.	G	6-3	175	Bolingbrook, Ill. / Plainfield Central
40	Cedric Latimer	Jr.	F	6-6	220	Los Angeles, Calif. / Windward
43	Steve Profeta***	Sr.	G	6-5	180	Carnegie, Pa. / Chartiers Valley
54	Kurt Hoffman**	Jr.	F	6-6	210	Johnstown, Pa. / Greater Johnstown

Saint Francis / St. Francis-NY Statistical Comparison

STATISTIC	SFU	SFC
Record	3-5	2-4
RPI	n/a	n/a
Scoring Offense	59.9	70.7
Scoring Defense	68.8	78.3
Scoring Margin	-8.9	-7.7
Free Throw Percentage	.768	.675
Field Goal Percentage	.416	.421
Field Goal Percentage Defense	.444	.461
3-Point Field Goal Percentage	.331	.422
3-Point Field Goal Percentage Defense	.369	.447
Rebounding Offense	33.6	32.7
Rebounding Defense	33.0	37.2
Rebounding Margin	+0.6	-4.5
Blocked Shots	1.6	5.5
Assists	11.1	13.3
Steals	5.8	5.0

⇒ **Success at the Stripe:** The Red Flash struggled at the foul line (8-of-15, 43.3 percent) in Thursday night's loss versus Long Island, and are a combined 23-of-38 (60.5 percent) in the past two games. Despite those struggles, Saint Francis is 116-of-151 as a team, and ranks first in the Northeast Conference with an 76.8 percent success rate.

⇒ **The 700 Club:** Junior Devin Sweetney scored a career high 25 points, and tied career highs with 8 field goals, 17 field goals attempted and 2 blocks on Nov. 20th, against Duquesne. The Washington, D.C. native scored his 700th career point by making a pair of free throws to give the Red Flash an early 2-0 lead against the Dukers. Sweetney now has 793 career points, most of any player on the SFU roster. He also has a team-best 427 career rebounds. He needs just seven points to reach 800 for his career. Sweetney is on pace to become just the 14th player in school history to record 1,000 points and 650 points during their careers.

⇒ **Inside Presence:** Junior Mislav Jukic has begun to make his presence felt in the low post for the Red Flash in 2008-09. After eight games, he has scored 85 points (10.6 ppg), which is already a career high. His 50 rebounds (6.3 rpg) are also a career high. Jukic made 8-of-10 from the field and scored a career-high 19 points in SFU's thrilling overtime victory over Bucknell on Nov. 22. He then recorded his first career double-double with 15 points and a career-high 11 re-

bounds in a victory at Youngstown State on Nov. 29. Coming into the 2008-09 season, Jukic was averaging 2.1 ppg and 1.1 rpg.

⇒ **Same Names, New Numbers:** Several Red Flash returnees will be sporting new numbers this season. Marquis Ford switched from No. 11 to No. 3; Kurt Hoffman changed from No. 45 to his old high school No. 54; Mislav Jukic changed his number from 35 to 13; Chris McFarland will wear No. 2 in lieu of No. 20; and Randy Spaid will now wear No. 21 instead of No. 40.

⇒ **On The Tube:** Saint Francis will appear on regional television three times this season, including today's game at DeGol Arena. The game will be televised live on MSG Network and WWCP-Fox8 (Johnstown) at Noon. The game will be televised to a tape delayed audience on FSN-Pittsburgh later that evening at 8 p.m.

Saint Francis versus St. Francis-NY will again be televised on the same two stations play in Brooklyn, New York, on Jan. 24. That contest will broadcast live on both MSG and FSN-Pittsburgh at 4 p.m.

Saint Francis' final televised game of the season will be on Feb. 7 at Wagner. The game will air live on MSG at 4 p.m. that day, while it will be shown on tape delay at 9 p.m. on Feb. 9, on FSN-Pittsburgh.

RED FLASH WHEN...

SFU RECORD BY STARTING LINEUP	
Ford, Jackson, Jukic, Nelson, Sweetney	1-0
Ford, Hoffman, Jukic, Nelson, Sweetney	1-1
Ford, Jukic, Nelson, Profeta, Sweetney	1-3
Ford, Hoffman, Nelson, Spaid, Sweetney,	0-1

SFU DOUBLE-FIGURE GAMES

Points
Sweetney (7), Ford (5), Jukic (5), Nelson (1), Surprenant (1)
Rebounds
Sweetney (2), Jukic (1)
Double-Doubles
Sweetney (2), Jukic (1)

Saint Francis Record... All NEC

Saint Francis Record...	All	NEC
At home	1-2	0-1
On road	2-3	0-0
Leading or tied at halftime	3-0	0-0
Trailing at halftime	0-5	0-1
Shoot 50% or higher	2-0	0-0
Shoot less than 50%	1-5	0-1
Shoot higher % than opponent	3-0	0-0
Shoot lower % than opponent	0-5	0-1
Opp. shoot worse than 50%	3-3	0-1
Opp. shoot 50% or higher	0-2	0-0
Score less than 60 points	0-4	0-1
Score 60-70 points	3-0	0-0
Score 71-80 points	0-1	0-0
Score 81-90 points	0-0	0-0
Score 91-plus points	0-0	0-0
Opp. score 50 points or less	0-0	0-0
Opp. score 51-60 points	1-0	0-0
Opp. score 61-70 points	2-2	0-0
Opp. score 71-80 points	0-1	0-1
Opp. score 81-90 points	0-2	0-0
Opp. score 91-plus points	0-0	0-0
Outrebound opponent	3-2	0-0
Outrebounded by opponent	0-3	0-1
Equal number of rebounds	0-0	0-0
Commit fewer turnovers than opp.	0-1	0-1
Commit same turnovers as opp.	0-0	0-0
Commit more turnovers than opp.	3-4	0-0
Make 8 or more 3-pointers	1-1	0-0
Make 7 or fewer 3-pointers	2-4	0-1
Games decided by 3 or fewer points	1-0	0-0
Game decided by 4-10 points	2-1	0-0
Overtime games	1-0	0-0
On Television	1-1	0-0
Games vs. ranked opp.	0-0	0-0
Games following a loss	2-2	0-0
Games following a win	1-2	0-0
More points in paint than opp.	3-1	0-0
Fewer or same points in paint	0-4	0-1
More bench points than opp.	1-2	0-0
Fewer or same bench points than opp.	2-3	0-1
More 2nd chance points than opp.	0-2	0-0
Fewer or same 2nd chance points	3-3	0-1
On Sunday	0-0	0-0
On Monday	1-2	0-0
On Tuesday	0-0	0-0
On Wednesday	0-0	0-0
On Thursday	0-2	0-1
On Friday	0-1	0-0
On Saturday	2-0	0-0
Day Games	0-0	0-0
Night Games (5 p.m. or later start)	3-5	0-1

⇒ **Preseason Polls:** The Red Flash were selected by Northeast Conference coaches to finish 11th in the league in 2008-09. Saint Francis completed last season in a four-way tie for eighth place, just one game out of an NEC Tournament berth. The Red Flash are looking to make the NEC Tournament for the first time since 2004-05.

⇒ **New Faces:** Junior Cedric Latimer and freshman Curtis Keys are new faces on the Red Flash roster this season. However, neither player will participate in 2008-09. Latimer, a transfer from Santa Clara, will sit out in compliance with NCAA transfer rules. Keys will take the year off to concentrate on academics.

⇒ **Joe Vesnesky Returns:** Long-time "Voice" of the Red Flash, Joe Vesnesky, returns for his 30th season in Loretto. Don Friday will be the sixth Saint Francis head coach in which he will cover, and he will cover SFU athletics under his sixth U.S President. Vesnesky's partner, Bernie Jubeck, will be the color commentator at all home games, and select road games.

⇒ **Tickets For Games at DeGol Arena:** Tickets for basketball games held at DeGol Arena can be purchased by calling 814-472-3286. General admission tickets are \$7.00 for adults, and \$4.00 for students/children (12 and under). Season ticket prices are as follows: Reserved chairback seats \$100; General Admission Adult \$65; General Admission Student/Children \$40.

⇒ **Schedule Changes:** In case you missed it, Saint Francis' contest vs. Duquesne has been changed from Dec. 19 to a 7 p.m. start on Thurs., Nov. 20, at DeGol Arena. Also, the Red Flash game versus CCSU on Jan. 17 has been moved from 7 p.m. to 4 p.m.

⇒ **Bettwy Creative Artwork:** Saint Francis Athletics and Bettwy Creative Studio are teaming up in 2008-09 to bring Red Flash fans personalized artwork into their homes and offices. Bill Bettwy will attend various games throughout the year, beginning with the Nov. 22 game against Bucknell. Bring photos or digital images, or have Bill take photos on site, to have them blown up on a large color poster. More details will be available as the season progresses.

⇒ **New Faces For 2009-10:** Head coach Don Friday announced the first two signees of his first recruiting class at Saint Francis. Ronald Johnson and Umar Shannon will join the Red Flash for the 2009-10 season upon graduation from high school. Johnson is a 6-8, 215-pound forward from Gettysburg. He averaged 10.0 ppg, 12.0 rpg and 2.0 apg as a junior. Shannon tallied 16.9 ppg, 5.3 apg, 3.7 rpg and 2.3 spg at Atlantic City (N.J.) High School.

The Last Time Saint Francis...

Scored 100 points:	.....2/28/94 vs. Long Island (W, 103-79)
Scored 100 points in NEC:	.....2/28/94 vs. Long Island (W, 103-79)
Gave up 100 points:	.....12/9/06 at Sacred Heart (L, 103-91)
Scored under 50 points:	.....11/17/08 at American (L, 67-46)
Scored under 50 in NEC:	.....1/16/08 at Mount St. Mary's (L, 56-44)
Held opponent under 50 points:	.....1/22/05 vs. Wagner (W, 63-45)
Held NEC opponent under 50 pts:	.....1/22/05 vs. Wagner (W, 63-45)
Beat a Top-10 Team:	.....unknown
Beat a No. 1 Team:	.....Never
Were ranked in the Top-10:	.....unknown
Played an OT game:	.....11/22/08 vs. Bucknell (W, 69-59 OT)
Won an OT game:	.....11/22/08 vs. Bucknell (W, 69-59 OT)
Lost at home:	.....12/4/08 vs. Long Island (73-58)
Lost an NEC game at home:	.....12/4/08 vs. Long Island (73-58)
Best home record at DeGol Arena:	.....17-1, 1990-91
Sold out DeGol Arena:	.....3/6/91 vs. Fordham (W, 70-64)
Shot 60% or better	.....12/1/08 at Morgan State (.605)
Shot 50-59.9%:	.....11/29/08 at Youngstown State (.510)
Shot under 30%:	.....11/14/08 at Texas Tech (.259)
Shot under 35%:	.....11/17/08 at American (.347)
Shot 100% FT:	.....unknown
Had 40 or more rebounds:	.....11/22/08 vs. Bucknell (42)
Had 50 or more rebounds:	.....11/9/05 vs. Bethune-Cookman (55)
Won/Lost on a Buzzer Beater:	.....12/22/06 vs. Duquesne (L, 72-71)

⇒ **All-American Success:** Saint Francis has long been known for its reputation as a top university around the country, but it is not widely known that 33 current or former student-athletes have been honored for their success in and out of the classroom. SFU has had 33 all-time *ESPN The Magazine Academic All-Americans*, as voted on by members of CoSIDA. Saint Francis had three student-athletes receive the prestigious honor in 2007-08. The Red Flash men's basketball team has had five *ESPN The Magazine Academic All-Americans*, including current assistant coach Rob Krimmel and former Dallas Maverick Mike Iuzzolino, who were both two-time honorees. Iuzzolino was the *ESPN The Magazine Academic All-American of the Year* in 1991.

**Saint Francis Records Watch**

**SAINT FRANCIS 1,000-POINT SCORERS**

1. Joe Anderson (87-91) .....	2,301
2. Maurice Stokes (51-55) .....	2,282
3. Jeff Hamilton (81-85) .....	1,810
4. Kevin Porter (68-72) .....	1,766
5. Darshan Luckey (02-05) .....	1,699
6. Sandy Williams (61-64) .....	1,546
7. Harkeem Dixon (87-90, 92) .....	1,458
8. Greg Jacobs (83-87) .....	1,457
9. Norm Van Lier (66-69) .....	1,410
10. Frank Puschauer (53-57) .....	1,371
11. Wilbur Trosch (57-60) .....	1,361
12. Nick Leasure (75-79) .....	1,360
13. Len Murray (64-68) .....	1,323
14. Mike Iuzzolino (89-91) .....	1,346
15. Larry Lewis (66-69) .....	1,293
16. John Hilvert (87-91) .....	1,292
17. Deon George (90-94) .....	1,288
18. Eric Taylor (94-98) .....	1,287
19. Charlie Kates (77-81) .....	1,213
20. Joe Hazinsky (68-72) .....	1,187
21. Calvin Fowler (59-62) .....	1,179
22. Clarence Hopson (71-74) .....	1,148
23. Jim McClellan (54-58) .....	1,140
24. Terrence Martin (93-97) .....	1,130
25. Joe Aston (57-60) .....	1,128
26. John Bodner (48-52) .....	1,125
27. Bill Coyle (63-67) .....	1,097
28. Rob Wooster (92-96) .....	1,085
29. Joe Schoen (77-81) .....	1,076
30. Bill Wanish (48-51) .....	1,064
31. Ed Winters (59-62) .....	1,063
32. Napoleon Lightning (81-85) .....	1,060
33. Rahaan Benton (01-06) .....	1,045
34. Bob Convey (77-81) .....	1,036
35. Jason Roberts (92-96) .....	1,017
35. Bob Nichols (72-76) .....	1,017
37. Ed W. Dugan (50-54) .....	1,003

**CURRENT PLAYERS CAREER POINTS**

Devin Sweetney (2006-present) .....	793
Marquis Ford (2005-present) .....	636
Cale Nelson (2004-present) .....	619
Grant Surprenant (2005-present) .....	470
Steve Profeta (2005-present) .....	267
Mislav Jukic (2006-present) .....	172
Kurt Hoffman (2006-present) .....	126
Kyle Jackson (2006-present) .....	57
Chris McFarland (2006-present) .....	55
Sorena Orandi (2007-present) .....	47
Randy Spaid (2006-present) .....	29

**SAINT FRANCIS ALL-TIME REBOUNDING LEADERS**

1. *Maurice Stokes (51-55) .....	1,819
2. Larry Lewis (66-69) .....	1,324
3. Jim McClellan (54-58) .....	1,002
4. Eric Taylor (94-98) .....	967
5. Joe Schoen (77-81) .....	942
6. Wilbur Trosch (57-60) .....	875
7. Sandy Williams (61-64) .....	833
8. Joe Aston (57-60) .....	831
9. Mike Copeland (68-71) .....	830
10. Don Falenski (55-59) .....	797
11. Norm Van Lier (66-69) .....	769
12. Frank Puschauer (53-57) .....	713
13. Jeff Hamilton (81-85) .....	711
14. Joe Anderson (87-91) .....	666
15. Charlie Kates (77-81) .....	665
16. William Saller (52-56) .....	653

\* - Does not include Stokes' freshman year because rebounding statistics were not kept until 1952-53.

**CURRENT PLAYERS CAREER REBOUNDS**

Devin Sweetney (2006-present) .....	427
Marquis Ford (2005-present) .....	223
Cale Nelson (2004-present) .....	138
Kurt Hoffman (2006-present) .....	132
Steve Profeta (2005-present) .....	131
Grant Surprenant (2005-present) .....	107
Mislav Jukic (2006-present) .....	94
Kyle Jackson (2006-present) .....	46
Chris McFarland (2006-present) .....	36
Sorena Orandi (2007-present) .....	16
Randy Spaid (2006-present) .....	13

**SAINT FRANCIS ALL-TIME ASSISTS LEADERS**

1. Napoleon Lightning (81-85) .....	589
2. Jamal Ragland (97-01) .....	488
3. Bob Convey (77-81) .....	440
3. Greg Jacobs (83-87) .....	440
5. Jack Phelan (73-77) .....	353
6. Garrett Farha (04-06) .....	323
6. Don Graham (75-79) .....	323

**CURRENT PLAYERS CAREER ASSISTS**

Cale Nelson (2004-present) .....	265
Marquis Ford (2005-present) .....	251
Devin Sweetney (2006-present) .....	102
Steve Profeta (2005-present) .....	63
Grant Surprenant (2005-present) .....	44
Chris McFarland (2006-present) .....	31
Kurt Hoffman (2006-present) .....	25
Mislav Jukic (2006-present) .....	15
Sorena Orandi (2007-present) .....	15
Kyle Jackson (2006-present) .....	15
Randy Spaid (2006-present) .....	1

**SAINT FRANCIS ALL-TIME BLOCKS LEADERS**

1. Melvin Scott (1996-01) .....	137
2. Jerry Mack (1985-89) .....	109
3. Emmanuel Adekunle (1994-98) .....	105
4. Lou Schmitt (1980-84) .....	77
5. Reggie Lewis (1989-94) .....	74
6. Jason Osborne (2001-05) .....	71
7. Tom Bennetch (1987-91) .....	61
8. Jelani Lawrence (2005-07) .....	59
8. Mike Fink (1989-92) .....	59
10. Bassirou Dieng (2006-present) .....	58
11. Jeff Hamilton (1981-85) .....	52

**CURRENT PLAYERS CAREER BLOCKS**

Devin Sweetney (2006-present) .....	22
Kurt Hoffman (2006-present) .....	19
Steve Profeta (2005-present) .....	14
Mislav Jukic (2006-present) .....	8
Grant Surprenant (2005-present) .....	7
Marquis Ford (2005-present) .....	4
Kyle Jackson (2006-present) .....	2
Chris McFarland (2006-present) .....	2
Cale Nelson (2004-present) .....	1
Randy Spaid (2006-present) .....	1
Sorena Orandi (2007-present) .....	0

## TEXAS TECH 81, SAINT FRANCIS 47

Nov. 14, 2008 | Lubbock, Texas

St. Francis 47 • 0-1

#	Player	Total			3-Pr			Rebounds			PF	TP	A	TO	Bk	Stl	Min																								
		FG	FGA	FT	FTA	FG	FGA	FT	FTA	Off								Def	Tot																						
01	SWEETNEY, Devin	f	3-11	2-4	3-4	2	7	9	3	11	1	4	0	1	25																										
54	HOFFMAN, Kurt	f	0-2	0-0	0-0	0	4	4	2	0	0	2	0	0	19																										
21	SPAUD, Randy	c	0-2	0-0	0-0	0	1	1	2	0	1	0	0	0	11																										
03	FORD, Marquis	g	2-5	2-4	5-6	0	1	1	0	11	2	3	0	2	27																										
15	NELSON, Cale	g	3-8	2-5	0-0	0	2	2	1	8	2	3	0	0	35																										
02	McFARLAND, Chris	g	1-1	0-0	0-0	2	1	3	3	2	0	3	0	1	10																										
13	JUKIC, Mislav	g	4-10	0-0	2-2	1	4	5	2	10	0	1	1	20																											
14	ORANDI, Sorena	g	0-4	0-0	0-0	0	1	1	1	0	1	1	0	7																											
30	SURPRENANT, Grant	g	1-7	1-5	0-0	0	1	1	1	3	0	0	0	15																											
33	JACKSON, Kyle	g	0-1	0-0	0-0	1	1	2	2	0	3	0	1	13																											
43	PROFETA, Steve	g	0-3	0-3	2-2	2	1	3	3	2	2	2	0	0	18																										
Team			14-54			7-21			12-14			9			26			35			20			47			8			23			1			7			200		

FG % 1st Half: 8-22 36.4% 2nd half: 6-32 18.8% Game: 14-54 25.9% Deadball Rebounds 2  
 3FG % 1st Half: 4-9 44.4% 2nd half: 3-12 25.0% Game: 7-21 33.3%  
 FT % 1st Half: 4-4 100.0 2nd half: 8-10 80.0% Game: 12-14 85.7%

Texas Tech 81 • 1-0

#	Player	Total			3-Pr			Rebounds			PF	TP	A	TO	Bk	Stl	Min																								
		FG	FGA	FT	FTA	FG	FGA	FT	FTA	Off								Def	Tot																						
05	Roberts, D'waly	f	1-2	0-0	2-4	1	2	3	2	4	1	1	0	1	20																										
31	Cohadarevic, Darko	f	1-2	0-1	2-2	0	2	2	1	4	0	2	1	0	12																										
20	Vosulik, Alan	g	3-7	2-6	0-0	1	2	3	0	8	2	0	0	3	23																										
21	Roberson, John	g	4-8	0-1	5-6	0	5	5	0	13	5	3	0	3	29																										
23	Okorie, Nick	g	6-12	4-6	0-0	1	0	1	1	16	2	2	0	0	19																										
02	Craig, Rodrick	g	0-3	0-0	0-0	0	1	1	0	0	1	0	0	9																											
03	Graham, Tyree	g	2-5	0-1	2-2	0	3	3	2	6	1	1	1	0	17																										
04	Ray, Corbin	g	1-3	0-0	0-0	2	1	3	1	2	0	0	0	7																											
10	Dunn, Wally	g	2-3	1-2	0-0	0	1	1	0	5	0	0	0	8																											
15	Lewandowski, Robert	g	1-3	0-0	0-0	1	2	3	2	2	0	2	1	0	8																										
24	Cook, Trevor	g	4-7	2-3	0-0	2	1	3	2	10	0	1	1	0	15																										
30	Prince, Michael	g	2-2	0-0	1-2	1	4	5	1	5	1	1	0	0	12																										
32	Singletary, Mike	g	2-4	0-0	2-2	2	3	5	1	6	1	1	0	0	13																										
41	Suljagic, Damir	g	0-1	0-0	0-0	1	1	2	0	1	1	0	0	8																											
Team			29-62			9-20			14-18			11			31			42			15			81			15			15			4			7			200		

FG % 1st Half: 16-31 51.6% 2nd half: 13-31 41.9% Game: 29-62 46.8% Deadball Rebounds 0  
 3FG % 1st Half: 6-12 50.0% 2nd half: 3-8 37.5% Game: 9-20 45.0%  
 FT % 1st Half: 5-6 83.3% 2nd half: 8-12 75.0% Game: 14-18 77.8%

Officials: Hal Lusk, Randy Heimerman, Henry Howard  
 Technical fouls: St. Francis-None. Texas Tech-None.  
 Attendance: 9951

Score by periods	1st	2nd	Total
St. Francis	24	23	47
Texas Tech	43	38	81

Last FG - SFU 2nd-02:22, TT 2nd-00:45. Score tied - 1 time.  
 Largest lead - SFU by 6 1st-19:17, TT by 35 2nd-08:02. Lead changed - 3 times.

## AMERICAN 67, SAINT FRANCIS 46

Nov. 17, 2008 | Washington, D.C.

SFU 46 • 0-2

#	Player	Total			3-Pr			Rebounds			PF	TP	A	TO	Bk	Stl	Min																								
		FG	FGA	FT	FTA	FG	FGA	FT	FTA	Off								Def	Tot																						
01	SWEETNEY, Devin	* f	2-12	0-5	1-2	1	3	4	1	5	0	4	0	0	32																										
03	FORD, Marquis	* g	3-7	1-2	0-0	2	1	3	0	7	3	2	0	2	31																										
13	JUKIC, Mislav	* g	1-10	0-0	2-2	3	4	7	3	4	2	3	1	0	33																										
15	NELSON, Cale	* g	3-5	2-4	0-0	1	2	3	8	1	1	0	1	28																											
43	PROFETA, Steve	* g	3-5	2-4	0-0	0	0	0	4	8	0	1	0	17																											
02	McFARLAND, Chris	g	1-3	0-0	0-0	0	1	1	2	0	1	0	0	12																											
14	ORANDI, Sorena	g	0-0	0-0	0-0	0	0	0	0	0	0	0	0	2																											
21	SPAUD, Randy	g	0-0	0-0	0-0	0	0	0	0	0	0	0	0	2																											
30	SURPRENANT, Grant	g	0-1	0-1	0-0	0	0	0	0	0	0	0	0	5																											
33	JACKSON, Kyle	g	1-2	0-0	2-2	2	3	5	4	0	1	0	1	14																											
54	HOFFMAN, Kurt	g	3-4	0-0	2-3	3	4	7	2	8	0	2	0	24																											
Team			17-49			5-16			7-9			13			19			32			17			46			7			15			1			4			200		

FG % 1st Half: 8-24 33.3% 2nd half: 9-25 36.0% Game: 17-49 34.7% Deadball Rebounds 2  
 3FG % 1st Half: 2-7 28.6% 2nd half: 3-9 33.3% Game: 5-16 31.3%  
 FT % 1st Half: 1-2 50.0% 2nd half: 6-7 85.7% Game: 7-9 77.8%

American 67 • 1-1

#	Player	Total			3-Pr			Rebounds			PF	TP	A	TO	Bk	Stl	Min																								
		FG	FGA	FT	FTA	FG	FGA	FT	FTA	Off								Def	Tot																						
14	Gilmore, Brian	* g	4-7	0-2	5-5	0	0	0	13	3	1	0	0	32																											
15	Borden, Frank	* g	0-1	0-1	2-2	0	3	3	2	3	0	1	2	25																											
3	Mercer, Derrick	* g	4-5	1-1	2-3	1	1	2	4	11	4	2	0	3	25																										
4	Markusovic, Frane	* g	0-0	0-0	0-0	1	2	3	2	0	1	0	1	9																											
5	Carr, Garrison	* g	10-18	5-12	3-3	0	2	2	3	28	0	0	0	33																											
1	Wilson, Matthew	g	0-0	0-0	0-0	0	0	0	0	0	0	0	0	1																											
13	Graft, Riley	g	1-1	0-0	0-0	0	0	0	0	2	0	0	0	1																											
12	Hendra, Nick	g	1-3	0-1	0-0	0	2	2	0	2	2	2	0	3	19																										
22	Luptak, Steve	g	0-2	0-0	0-0	0	3	3	1	0	1	0	0	15																											
32	Lumpkins, Stephen	g	2-4	0-0	1-3	0	3	3	3	5	0	1	2	12																											
44	Nichols, Jordan	g	2-3	0-0	0-0	2	3	5	1	4	1	2	0	2	28																										
Team			24-44			6-17			13-16			4			19			23			17			67			14			9			3			11			200		

FG % 1st Half: 13-25 52.0% 2nd half: 11-19 57.9% Game: 24-44 54.5% Deadball Rebounds 0  
 3FG % 1st Half: 1-10 10.0% 2nd half: 5-7 71.4% Game: 6-17 35.3%  
 FT % 1st Half: 4-4 100.0% 2nd half: 8-12 75.0% Game: 13-16 81.3%

Officials: Tim Edwards, Tom Fahey, Paul Hiovinen  
 Technical fouls: SFU-NELSON, Cale. American-Mercer, Derrick.  
 Attendance: 2123

Score by periods	1st	2nd	Total
SFU	19	27	46
American	31	36	67

Last FG - SFU 2nd-01:57, AU 2nd-00:03. Score tied - 1 time.  
 Largest lead - SFU by 1 1st-15:17, AU by 25 2nd-02:14. Lead changed - 2 times.

## DUQUESNE 83, SAINT FRANCIS 72

Nov. 20, 2008 | Loretto, Pa.

Duquesne 83 • 2-0

#	Player	Total			3-Pr			Rebounds			PF	TP	A	TO	Bk	Stl	Min																								
		FG	FGA	FT	FTA	FG	FGA	FT	FTA	Off								Def	Tot																						
25	SAUNDERS, Damian	f	5-6	0-1	1-2	3	4	7	4	11	1	3	3	3	19																										
30	CLARK, Bill	f	5-10	1-5	1-5	2	4	6	3	12	6	2	0	1	38																										
01	JACKSON, Aaron	g	9-15	0-2	2-6	1	3	4	3	20	7	4	0	7	35																										
13	DUTY, Jason	g	2-5	1-4	0-0	0	1	1	1	5	1	0	0	1	26																										
32	MONTEIRO, B.J.	g	1-3	0-1	1-2	0	2	2	3	2	0	0	2	14																											
03	EVANS, Eric	g	7-10	1-4	1-3	1	0	1	3	16	1	4	0	1	29																										
04	SHERWOOD, Jimmy	g	1-2	1-1	0-0	0	0	0	3	3	1	0	0	6																											
22	THEIS, David	g	1-3	0-0	0-1	2	2	4	1	2	0	1	2	0	16																										
23	BOLDING, Melquan	g	2-4	1-2	1-3	2	3	5	1	6	1	2	0	0	14																										
33	PEGGAU, Rodrigo	g	2-2	0-0	1-1	1	0	1	0	5	0	0	0	3																											
Team			35-60			5-20			8-25			12			20			32			18			83			22			17			5			15			200		

FG % 1st Half: 17-29 58.6% 2nd half: 18-31 58.1% Game: 35-60 58.3% Deadball Rebounds 8  
 3FG % 1st Half: 3-10 30.0% 2nd half: 2-10 20.0% Game: 5-20 25.0%  
 FT % 1st Half: 5-10 50.0% 2nd half: 3-15 20.0% Game: 8-25 32.0%

SAINT FRANCIS 72 • 0-3

#	Player	Total			3-Pr			Rebounds			PF	TP	A	TO	Bk	Stl	Min
		FG	FGA	FT	FTA	FG	FGA	FT	FTA	Off							
13	JUKIC, Mislav	f	4-8	0-0	1-2	3	2	5	2	9	1	3	0	0	23		
01	SWEETNEY, Devin	g	8-17	2-4	7-8	2	7	9	4	25	1	6	2	0	35		
03	FORD, Marquis																

## LEHIGH 61, SAINT FRANCIS 56

Nov. 24, 2008 | Bethlehem, Pa.

St. Francis (Pa.) 56 • 1-4

#	Player	Total			3-Ptr			Rebounds			PF	TP	A	TO	Bk	Stl	Min
		FG	FGA	FT	FTA	Off	Def	Off	Def	Total							
01	SWEETNEY, Devin	f	3-9	1-4	5-6	0	7	7	4	12	0	3	0	1	30		
13	JUKIC, Mislav	f	3-7	0-1	1-3	2	3	5	4	7	1	5	0	0	20		
03	FORD, Marquis	g	1-4	0-1	3-4	0	4	4	0	5	2	1	0	0	20		
15	NELSON, Cale	g	2-5	1-3	0-0	0	2	2	3	5	1	1	0	2	26		
43	PROFETA, Steve	g	1-2	1-2	0-0	0	2	3	0	3	0	0	0	0	17		
02	McFARLAND, Chris	g	0-0	0-0	0-0	0	0	0	1	0	0	3	0	0	6		
14	ORANDI, Sorena	g	2-3	0-0	5-5	1	1	2	4	9	1	1	0	0	16		
21	SPAID, Randy	g	3-3	0-0	1-1	1	2	3	1	7	0	0	0	1	10		
30	SURPRENANT, Grant	g	1-1	1-1	0-0	0	1	1	2	3	0	1	0	0	14		
33	JACKSON, Kyle	g	0-4	0-2	2-2	1	1	2	2	2	1	1	0	0	19		
54	HOFFMAN, Kurt	g	1-4	0-1	1-2	2	1	3	2	3	1	0	0	2	22		
Team			17-42			4-15			18-23			8 24 32			25 56 7 17 0 6 200		
Totals			17-42			4-15			18-23			8 24 32			25 56 7 17 0 6 200		

FG % 1st Half: 8-21 38.1% 2nd half: 9-21 42.9% Game: 17-42 40.5%  
 3FG % 1st Half: 4-13 30.8% 2nd half: 0-2 0.0% Game: 4-15 26.7%  
 FT % 1st Half: 2-4 50.0% 2nd half: 16-19 84.2% Game: 18-23 78.3%

Deadball Rebounds 3

Lehigh 61 • 3-1

#	Player	Total			3-Ptr			Rebounds			PF	TP	A	TO	Bk	Stl	Min
		FG	FGA	FT	FTA	Off	Def	Off	Def	Total							
10	Carrington, Zahir	f	4-10	0-0	4-11	2	6	8	4	12	0	3	1	1	27		
42	Anderson, Phil	f	2-3	2-2	0-0	0	1	1	3	6	0	1	0	0	13		
01	Hall, Marquis	g	2-11	1-3	3-4	0	4	0	8	5	3	0	0	0	30		
23	Buecher, Rob	g	3-7	1-2	0-0	2	3	5	2	7	0	2	0	0	25		
15	Kuchberger, Dave	g	3-6	3-4	6-6	1	1	2	2	15	1	0	0	0	26		
04	Adams, John	g	1-3	0-0	0-0	1	2	3	2	2	2	1	0	2	27		
05	Small, Prentice	g	2-3	1-1	2-3	1	0	1	1	7	3	2	0	0	21		
23	Ojo, Michael	g	1-1	1-1	1-2	0	1	1	0	4	0	0	0	0	6		
31	Maneri, Justin	g	0-0	0-0	0-0	0	0	0	2	0	0	0	0	0	5		
33	Gourlay, John	g	0-0	0-0	0-0	0	0	0	2	0	1	1	0	0	7		
35	Szalachowski, Matt	g	0-0	0-0	0-0	1	0	1	0	0	1	1	0	0	13		
Team			18-44			9-13			16-26			8 19 27			18 61 13 14 1 7 200		
Totals			18-44			9-13			16-26			8 19 27			18 61 13 14 1 7 200		

FG % 1st Half: 10-26 38.5% 2nd half: 8-18 44.4% Game: 18-44 40.9%  
 3FG % 1st Half: 6-8 75.0% 2nd half: 3-5 60.0% Game: 9-13 69.2%  
 FT % 1st Half: 2-4 50.0% 2nd half: 14-22 63.6% Game: 16-26 61.5%

Deadball Rebounds 4

Officials: Michael Chesney, Jeff Benedict, Steve Weaver  
 Technical fouls: St. Francis (Pa.)-None. Lehigh-None.  
 Attendance: 814

Score by periods	1st	2nd	Total
St. Francis (Pa.)	22	34	56
Lehigh	28	33	61

Last FG - SFU 2nd-00:30, LEHIGH 2nd-03:46.  
 Largest lead - SFU by 5 1st-18:25, LEHIGH by 17 2nd-09:07.

Score tied - 1 time.  
 Lead changed - 1 time.

## SAINT FRANCIS 66, YOUNGSTOWN ST. 65

Nov. 29, 2008 | Youngstown, Ohio

Saint Francis (Pa.) 66 • 2-4

#	Player	Total			3-Ptr			Rebounds			PF	TP	A	TO	Bk	Stl	Min
		FG	FGA	FT	FTA	Off	Def	Off	Def	Total							
13	JUKIC, Mislav	f	7-12	0-1	1-2	3	8	11	0	15	0	2	1	0	28		
01	SWEETNEY, Devin	g	5-7	1-1	0-1	1	3	4	11	1	1	0	0	0	30		
03	FORD, Marquis	g	5-7	2-3	0-1	0	3	3	12	3	2	0	0	31			
15	NELSON, Cale	g	3-10	1-4	2-2	1	2	3	0	9	5	1	0	34			
33	JACKSON, Kyle	g	0-2	0-0	2-2	0	1	1	0	2	1	0	0	8			
02	McFARLAND, Chris	g	0-0	0-0	0-0	0	0	0	0	0	0	0	0	1			
14	ORANDI, Sorena	g	0-2	0-0	0-0	0	0	0	0	2	2	1	0	0	10		
21	SPAID, Randy	g	0-0	0-0	0-0	0	2	2	0	0	0	1	0	0	8		
30	SURPRENANT, Grant	g	5-8	4-6	0-0	0	1	1	2	14	2	1	0	0	22		
43	PROFETA, Steve	g	0-2	0-0	1-2	4	1	5	4	1	1	1	0	0	12		
54	HOFFMAN, Kurt	g	1-1	0-0	0-0	1	0	1	3	2	1	0	0	0	16		
Team			26-51			8-15			6-10			12 22 34			16 66 16 12 2 3 200		
Totals			26-51			8-15			6-10			12 22 34			16 66 16 12 2 3 200		

FG % 1st Half: 16-26 61.5% 2nd half: 10-25 40.0% Game: 26-51 51.0%  
 3FG % 1st Half: 5-7 71.4% 2nd half: 3-8 37.5% Game: 8-15 53.3%  
 FT % 1st Half: 3-4 75.0% 2nd half: 3-6 50.0% Game: 6-10 60.0%

Deadball Rebounds 1

Youngstown State 65 • 1-4

#	Player	Total			3-Ptr			Rebounds			PF	TP	A	TO	Bk	Stl	Min
		FG	FGA	FT	FTA	Off	Def	Off	Def	Total							
25	MARTIN, Sirlester	f	5-18	1-2	0-0	5	4	9	0	11	3	3	0	0	38		
50	LILES, Jack	f	3-6	0-0	2-2	2	3	5	4	8	0	0	2	0	23		
01	MAYS, DeAndre	g	2-7	1-1	1-4	2	3	3	3	6	3	2	0	0	34		
14	BRIGHT, Kelvin	g	2-8	0-3	2-3	2	0	2	1	6	1	0	0	0	26		
44	SULSKIS, Vyatas	g	7-13	4-9	4-6	1	4	5	2	22	4	2	0	0	35		
04	COOKSEY, Vance	g	0-1	0-1	2-2	0	1	1	0	3	0	0	0	0	12		
20	WARD, Ashen	g	3-6	2-3	0-0	0	1	1	1	8	1	0	0	0	13		
21	REBILLOT, Zack	g	0-0	0-0	0-0	0	0	0	0	0	0	0	0	0	1		
32	PARKS, Tom	g	0-0	0-0	0-0	0	0	0	0	0	0	0	0	0	1		
33	BOUDLER, Dan	g	1-1	0-0	0-0	2	0	2	0	2	0	1	1	1	17		
Team			23-60			8-19			11-17			17 15 32			12 65 17 7 3 2 200		
Totals			23-60			8-19			11-17			17 15 32			12 65 17 7 3 2 200		

FG % 1st Half: 11-27 40.7% 2nd half: 12-33 36.4% Game: 23-60 38.3%  
 3FG % 1st Half: 4-9 44.4% 2nd half: 4-10 40.0% Game: 8-19 42.1%  
 FT % 1st Half: 5-8 62.5% 2nd half: 6-9 66.7% Game: 11-17 64.7%

Deadball Rebounds 4.1

Officials: Charles Russell, Jeff Albright, Jeff Spedoke  
 Technical fouls: Saint Francis (Pa.)-None. Youngstown State-None.  
 Attendance: 1585

Score by periods	1st	2nd	Total
Saint Francis (Pa.)	40	26	66
Youngstown State	31	34	65

Points	In	Off	2nd	Fast	Bench
SFU	Paint	T/O	Chance	Break	
SFU	25	11	3	0	17
YSU	20	6	14	2	12

Last FG - SFU 2nd-00:53, YSU 2nd-00:26.  
 Largest lead - SFU by 14 1st-01:45, YSU by 4 1st-15:03.

Score tied - 3 times.  
 Lead changed - 3 times.

## SAINT FRANCIS 65, MORGAN STATE 61

Dec. 1, 2008 | Baltimore, Md.

Saint Francis-Pa. 65 • 2-4

#	Player	Total			3-Ptr			Rebounds			PF	TP	A	TO	Bk	Stl	Min
		FG	FGA	FT	FTA	Off	Def	Off	Def	Total							
01	SWEETNEY, Devin	f	7-13	0-2	5-7	0	12	13	3	19	0	5	1	1	34		
13	JUKIC, Mislav	f	2-4	0-0	7-8	0	7	7	4	11	0	3	0	0	24		
54	HOFFMAN, Kurt	f	4-5	0-0	1-1	0	3	3	8	0	2	1	0	0	39		
03	FORD, Marquis	g	6-8	2-3	2-3	1	3	4	2	16	2	5	0	2	30		
15	NELSON, Cale	g	1-3	1-3	1-4	0	1	1	2	4	6	3	0	0	40		
21	SPAID, Randy	g	0-1	0-0	0-0	0	0	0	0	0	0	0	0	0	5		
30	SURPRENANT, Grant	g	1-2	1-2	0-0	1	0	1	2	3	1	0	0	0	12		
33	JACKSON, Kyle	g	2-2	0-0	0-0	0	0	0	2	4	0	1	0	1	7		
43	PROFETA, Steve	g	0-0	0-0	0-0	0	0	0	1	0	1	0	0	0	9		
Team			23-38			4-10			15-23			4 30 34			19 65 10 20 2 4 200		
Totals			23-38			4-10			15-23			4 30 34			19 65 10 20 2 4 200		


FG % 1st Half: 13-24 54.2% 2nd half: 10-14 71.4% Game: 23-38 60.5%  
 3FG % 1st Half: 3-7 42.9% 2nd half: 1-3 33.3% Game: 4-10 40.0%  
 FT % 1st Half: 1-3 33.3% 2nd half: 14-20 70.0% Game: 15-23 65.2%

Deadball Rebounds 2

Morgan State 61 • 2-6

#	Player	Total			3-Ptr			Rebounds			PF	TP	A	TO	Bk	Stl	Min
		FG	FGA	FT	FTA	Off	Def	Off	Def	Total							
04	MYLES, Rico	f	0-1	0-0	2-3	0	1	1									

#1 DEVIN SWEETNEY



2008-09 Notes:

- ◆ Now has a team-high 793 career points. Scored 700th career point on a pair of free throws vs. Duquesne (11/20). Has 427 career rebounds after recording 400th at Lehigh (11/24).
- ◆ Has played, and started, 66 consecutive games.
- ◆ Has had 9 or more rebounds in four of first seven games.
- ◆ On pace to become just the 14th player in school history to record 1,000 career points and 650 career rebounds.

2007-08 Notes:

- ◆ Finished 3rd on team in scoring
- ◆ Started all 29 games
- ◆ Second on team with 26 steals

1

6-6 ◆ 180

Junior

Washington, D.C.  
(Riverdale Baptist)

2008-09 SWEETNEY GAME-BY-GAME

Opponent	Min.	FG-A	Pct.	3FG-A	Pct.	FT-A	Pct.	O-D-TR	PF	A	TO	BS	ST	Pts
at Texas Tech (11/14)	25	3-11	.273	2-4	.500	3-4	.750	2-7-9	3	1	4	0	1	11
at American (11/17)	32	2-12	.167	0-5	.000	1-2	.500	1-3-4	1	0	4	0	0	5
DUQUESNE (11/20)	35	8-17	.471	2-4	.500	7-8	.875	2-7-9	4	1	6	2	0	25
BUCKNELL (11/22)	40	3-11	.273	1-3	.333	8-10	.800	0-10-10	2	0	4	0	2	15
at Lehigh (11/24)	30	3-9	.333	1-4	.250	5-6	.833	0-7-7	4	0	3	0	1	12
at YSU (11/29)	25	5-7	.714	1-1	1.000	0-1	.000	1-3-4	4	1	1	0	0	11
at Morgan State (12/1)	34	7-13	.538	0-2	.000	5-7	.714	0-12-12	3	0	5	1	1	19
LONG ISLAND* (12/4)	33	4-13	.308	0-4	.000	5-8	.625	1-4-5	1	0	0	0	2	13
ST. FRANCIS-NY* (12/6)														
at Iona (12/14)														
at St. Bonaventure (12/17)														
at Vanderbilt (12/31)														
at Robert Morris* (1/3)														
at Sacred Heart* (1/8)														
at Quinnipiac* (1/10)														
WAGNER* (1/15)														
CCSU* (1/17)														
at FDU* (1/22)														
at St. Francis-NY* (1/24)														
MONMOUTH* (1/29)														
BRYANT (1/31)														
at CCSU* (2/5)														
at Wagner* (2/7)														
QUINNIPAC* (2/12)														
SACRED HEART* (2/14)														
at Long Island* (2/19)														
at Mount* (2/21)														
RMU* (2/26)														
FDU* (2/28)														

Season/Career Highs

<b>POINTS</b>	
Season	- 25 vs. Duquesne (11/20)
Career	- 25 vs. Duquesne (11/20)
<b>REBOUNDS</b>	
Season	- 12 at Morgan State (12/1)
Career	- 13, at Monmouth (1/25/07)
<b>FIELD GOALS</b>	
Season	- 8 vs. Duquesne (11/20)
Career	- 8, four times
<b>FIELD GOAL ATTEMPTS</b>	
Season	- 17 vs. Duquesne (11/20)
Career	- 17, twice
<b>3-POINT FIELD GOALS</b>	
Season	- 2, twice
Career	- 3, twice
<b>3-POINT FIELD GOAL ATTEMPTS</b>	
Season	- 5 at American (11/17)
Career	- 5, twice
<b>FREE THROWS</b>	
Season	- 8 vs. Bucknell (11/22)
Career	- 13 at Robert Morris (12/8/07)
<b>FREE THROW ATTEMPTS</b>	
Season	- 10 vs. Bucknell (11/22)
Career	- 14 at Robert Morris (12/8/07)
<b>ASSISTS</b>	
Season	- 1, three times
Career	- 5, three times
<b>STEALS</b>	
Season	- 2, twice
Career	- 6, at Robert Morris (12/8/07)
<b>BLOCKED SHOTS</b>	
Season	- 2 vs. Duquesne (11/20)
Career	- 2, three times
<b>MINUTES PLAYED</b>	
Season	- 40 vs. Bucknell (11/22)
Career	- 49, vs. SFC (1/24/08)

Miscellaneous

Category	2008-09	Career
Games led SFU in scoring	5	23
10+ rebound games	2	10
10+ scoring games	7	46
20+ scoring games	1	7
30+ scoring games	0	0
Double-doubles	2	9
Games led SFU in rebounds	6	28
Games led SFU in assists	0	7
Games led SFU in blocks	2	15
Games led SFU in steals	2	21


SWEETNEY'S CAREER STATS

Season	G-GS	FG-A	Pct.	3PT-A	Pct.	FT-A	Pct.	Pts-Avg.	Rebs-Avg.	A	TO	BL	ST	Min
2008-09	8-8	35-93	.376	7-27	.259	34-46	.739	111-13.9	60-7.5	3	27	3	7	259
2007-08	29-29	103-261	.395	17-71	.239	83-107	.776	306-10.6	145-5.0	39	89	11	26	972
2006-07	29-29	119-274	.434	17-65	.262	121-145	.834	376-13.0	222-7.7	60	90	8	31	976
<b>Totals</b>	<b>66-66</b>	<b>257-628</b>	<b>.409</b>	<b>41-163</b>	<b>.252</b>	<b>238-298</b>	<b>.799</b>	<b>793-12.0</b>	<b>427-6.5</b>	<b>102</b>	<b>206</b>	<b>22</b>	<b>64</b>	<b>2207</b>

SWEETNEY'S CAREER NORTHEAST CONFERENCE STATS

Season	G-GS	FG-A	Pct.	3PT-A	Pct.	FT-A	Pct.	Pts-Avg.	Rebs-Avg.	A	TO	BL	ST	Min
2008-09	1-1	4-13	.308	0-4	.000	5-8	.625	13-13.0	5-5.0	0	0	0	2	33
2007-08	18-18	60-157	.382	7-44	.159	64-80	.800	191-10.6	92-5.1	29	58	4	18	624
2006-07	18-18	75-171	.439	13-41	.317	65-80	.813	228-12.7	143-7.9	39	53	5	20	629
<b>Totals</b>	<b>37-37</b>	<b>139-341</b>	<b>.408</b>	<b>20-89</b>	<b>.225</b>	<b>134-168</b>	<b>.798</b>	<b>432-11.7</b>	<b>240-6.5</b>	<b>68</b>	<b>111</b>	<b>9</b>	<b>40</b>	<b>1286</b>

#2 CHRIS MCFARLAND



2008-09 Notes:

- ◆ Scored at least one point in each of the first four games
- ◆ Has played in 27 of the last 29 games

2007-08 Notes:

- ◆ Had career highs in points, rebounds, assists and steals

2

6-0 ◆ 180

Junior

Montgomery Village, Md.  
(Riverdale Baptist)

2008-09 MCFARLAND GAME-BY-GAME

Opponent	Min.	FG-A	Pct.	3FG-A	Pct.	FT-A	Pct.	O-D-TR	PF	A	TO	BS	ST	Pts
at Texas Tech (11/14)	10	1-1	1.000	0-0	.000	0-0	.000	2-1-3	3	0	3	0	1	2
at American (11/17)	12	1-3	.333	0-0	.000	0-0	.000	0-1-1	1	0	1	0	0	2
DUQUESNE (11/20)	10	1-2	.500	0-0	.000	0-0	.000	1-0-1	1	1	1	0	0	2
BUCKNELL (11/22)	5	0-1	.000	0-0	.000	1-2	.500	0-2-2	0	0	0	0	0	1
at Lehigh (11/24)	6	0-0	.000	0-0	.000	0-0	.000	0-0-0	1	0	3	0	0	0
at YSU (11/29)	1	0-0	.000	0-0	.000	0-0	.000	0-0-0	0	0	0	0	0	0
at Morgan State (12/1)	DNP													
LONG ISLAND* (12/4)	3	0-1	.000	0-0	.000	0-0	.000	0-0-0	0	1	0	0	0	0
ST. FRANCIS-NY* (12/6)														
at Iona (12/14)														
at St. Bonaventure (12/17)														
at Vanderbilt (12/31)														
at Robert Morris* (1/3)														
at Sacred Heart* (1/8)														
at Quinnipiac* (1/10)														
WAGNER* (1/15)														
CCSU* (1/17)														
at FDU* (1/22)														
at St. Francis-NY* (1/24)														
MONMOUTH* (1/29)														
BRYANT (1/31)														
at CCSU* (2/5)														
at Wagner* (2/7)														
QUINNIPAC* (2/12)														
SACRED HEART* (2/14)														
at Long Island* (2/19)														
at Mount* (2/21)														
RMU* (2/26)														
FDU* (2/28)														

Season/Career Highs

POINTS

Season - 2, three times  
Career - 6 at Sacred Heart (2/16/08)

REBOUNDS

Season - 3 at Texas Tech (11/14)  
Career - 5 vs. Monmouth (1/5/08)

FIELD GOALS

Season - 1, three times  
Career - 2, three times

FIELD GOAL ATTEMPTS

Season - 3 at American (11/17)  
Career - 5 vs. Quinnipiac (1/3/08)

3-POINT FIELD GOALS

Season - 0  
Career - 1 vs. Quinnipiac (1/3/08)

3-POINT FIELD GOAL ATTEMPTS

Season - 0  
Career - 2 vs. Quinnipiac (1/3/08)

FREE THROWS

Season - 1 vs. Bucknell (11/22)  
Career - 6 at Sacred Heart (2/16/08)

FREE THROW ATTEMPTS

Season - 2 vs. Bucknell (11/22)  
Career - 8 vs. FDU (2/9/08)

ASSISTS

Season - 1, twice  
Career - 5 vs. Lock Haven (11/18/06)

STEALS

Season - 1 at Texas Tech (11/14)  
Career - 3 vs. Quinnipiac (1/3/08)

BLOCKED SHOTS

Season - 0  
Career - 1, twice

MINUTES PLAYED

Season - 12 at American (11/17)  
Career - 24, twice

Miscellaneous

Category	2008-09	Career
Games led SFU in scoring	0	0
10+ rebound games	0	0
10+ scoring games	0	0
20+ scoring games	0	0
30+ scoring games	0	0
Double-doubles	0	0
Games led SFU in rebounds	0	0
Games led SFU in assists	0	2
Games led SFU in blocks	0	2
Games led SFU in steals	0	1

MCFARLAND'S CAREER STATS

Season	G-GS	FG-A	Pct.	3PT-A	Pct.	FT-A	Pct.	Pts-Avg.	Rebs-Avg.	A	TO	BL	ST	Min
2008-09	7-0	3-8	.375	0-0	.000	1-2	.500	7-1.0	7-1.0	2	8	0	1	47
2007-08	22-1	8-21	.381	1-4	.250	17-25	.680	34-1.5	21-1.0	20	19	0	9	227
2006-07	26-0	5-14	.357	0-3	.000	4-6	.667	14-0.5	8-0.3	9	15	2	4	149
<b>Totals</b>	<b>55-1</b>	<b>16-43</b>	<b>.372</b>	<b>1-7</b>	<b>.143</b>	<b>22-33</b>	<b>.667</b>	<b>55-1.0</b>	<b>36-0.7</b>	<b>31</b>	<b>42</b>	<b>2</b>	<b>14</b>	<b>423</b>

MCFARLAND'S CAREER NORTHEAST CONFERENCE STATS

Season	G-GS	FG-A	Pct.	3PT-A	Pct.	FT-A	Pct.	Pts-Avg.	Rebs-Avg.	A	TO	BL	ST	Min
2008-09	1-0	0-1	.000	0-0	.000	0-0	.000	0-0.0	0-0.0	1	0	0	0	3
2007-08	16-1	4-15	.267	1-4	.250	14-19	.737	23-1.4	13-0.8	11	15	0	9	178
2006-07	16-0	2-6	.333	0-2	.000	2-4	.500	6-0.4	4-0.3	2	2	1	2	72
<b>Totals</b>	<b>33-1</b>	<b>6-22</b>	<b>.273</b>	<b>1-6</b>	<b>.167</b>	<b>16-23</b>	<b>.696</b>	<b>29-0.9</b>	<b>17-0.5</b>	<b>14</b>	<b>17</b>	<b>1</b>	<b>11</b>	<b>253</b>

#3 MARQUIS FORD



3

5-10 ♦ 175  
Senior  
St. Petersburg, Fla.  
(St. Petersburg)

2008-09 Notes:

- ◆ Had 17 points and 6 rebounds vs. Duquesne (11/20).
- ◆ Scored his 600th career point on 11/29/08 at Youngstown State. Now has 636 career points.
- ◆ Shooting 52.7 percent from the field, and 45.8 percent from outside the arc in 2008-09.
- ◆ Has made 16-of-23 field goal attempts (69.6 percent) over the last three games.
- ◆ T-1st on team with 10 steals.
- ◆ Led SFU in assists in four of eight games.
- ◆ Voted a team tri-captain.

2007-08 Notes:

- ◆ Was 30-of-38 (.789) from the charity stripe

Season/Career Highs

POINTS

Season - 17 vs. Duquesne (11/20)  
Career - 18 vs. SFC (12/7/06)

REBOUNDS

Season - 6 vs. Duquesne (11/20)  
Career - 7, three times

FIELD GOALS

Season - 7 vs. Duquesne (11/20)  
Career - 7, three times

FIELD GOAL ATTEMPTS

Season - 11 vs. Duquesne (11/20)  
Career - 13, twice

3-POINT FIELD GOALS

Season - 3 vs. Duquesne (11/20)  
Career - 5 vs. FDU (1/26/06)

3-POINT FIELD GOAL ATTEMPTS

Season - 4, twice  
Career - 9 at American (1/2/07)

FREE THROWS

Season - 5 at Texas Tech (11/14)  
Career - 6, two times

FREE THROW ATTEMPTS

Season - 6 at Texas Tech (11/14)  
Career - 7 vs. Monmouth (2/26/07)

ASSISTS

Season - 4 vs. Bucknell (11/22)  
Career - 5 vs. FDU (1/26/06)

STEALS

Season - 2, five times  
Career - 4 at SFC (2/14/08)

BLOCKED SHOTS

Season - 0  
Career - 1, four times

MINUTES PLAYED

Season - 32, vs. Long Island (12/4)  
Career - 41 vs. SFC (1/24/08)

Miscellaneous

Category	2008-09	Career
Games led SFU in scoring	1	11
10+ rebound games	0	0
10+ scoring games	5	35
20+ scoring games	0	0
30+ scoring games	0	0
Double-doubles	0	0
Games led SFU in rebounds	0	5
Games led SFU in assists	4	39
Games led SFU in blocks	0	2
Games led SFU in steals	4	25

2008-09 FORD GAME-BY-GAME

Opponent	Min.	FG-A	Pct.	3FG-A	Pct.	FT-A	Pct.	O-D-TR	PF	A	TO	BS	ST	Pts
at Texas Tech (11/14)	27	2-5	.400	2-4	.500	5-6	.833	0-1-1	0	2	3	0	2	11
at American (11/17)	31	3-7	.429	1-2	.500	0-0	.000	2-1-3	0	3	2	0	2	7
DUQUESNE (11/20)	31	7-11	.636	3-4	.750	0-0	.000	0-6-6	2	1	2	0	2	17
BUCKNELL (11/22)	26	0-5	.000	0-4	.000	0-0	.000	1-3-4	5	4	1	0	0	0
at Lehigh (11/24)	20	1-4	.250	0-1	.000	3-4	.750	0-4-4	0	2	1	0	0	5
at YSU (11/29)	31	5-7	.714	2-3	.667	0-1	.000	0-3-3	1	3	2	0	0	12
at Morgan State (12/1)	30	6-8	.750	2-3	.667	2-3	.667	1-3-4	2	2	5	0	2	16
LONG ISLAND* (12/4)	32	5-8	.625	1-3	.333	1-2	.500	2-3-5	1	2	2	0	2	12
ST. FRANCIS-NY* (12/6)														
at Iona (12/14)														
at St. Bonaventure (12/17)														
at Vanderbilt (12/31)														
at Robert Morris* (1/3)														
at Sacred Heart* (1/8)														
at Quinnipiac* (1/10)														
WAGNER* (1/15)														
CCSU* (1/17)														
at FDU* (1/22)														
at St. Francis-NY* (1/24)														
MONMOUTH* (1/29)														
BRYANT (1/31)														
at CCSU* (2/5)														
at Wagner* (2/7)														
QUINNIPAC* (2/12)														
SACRED HEART* (2/14)														
at Long Island* (2/19)														
at Mount* (2/21)														
RMU* (2/26)														
FDU* (2/28)														

FORD'S CAREER STATS

Season	G-GS	FG-A	Pct.	3PT-A	Pct.	FT-A	Pct.	Pts-Avg.	Rebs-Avg.	A	TO	BL	ST	Min
2008-09	8-8	29-55	.527	11-24	.458	11-16	.688	80-10.0	30-3.8	19	18	0	10	228
2007-08	28-13	47-150	.313	23-82	.280	30-38	.789	147-5.3	64-2.3	59	50	2	18	602
2006-07	24-24	70-163	.429	51-100	.510	32-48	.667	223-9.3	67-2.8	98	82	2	22	780
2005-06	27-14	60-162	.370	26-78	.333	40-63	.635	186-6.9	62-2.3	75	70	0	22	629
<b>Totals</b>	<b>87-59</b>	<b>206-530</b>	<b>.389</b>	<b>111-284</b>	<b>.391</b>	<b>113-165</b>	<b>.685</b>	<b>636-7.3</b>	<b>223-2.6</b>	<b>251</b>	<b>220</b>	<b>4</b>	<b>72</b>	<b>2239</b>

FORD'S CAREER NORTHEAST CONFERENCE STATS

Season	G-GS	FG-A	Pct.	3PT-A	Pct.	FT-A	Pct.	Pts-Avg.	Rebs-Avg.	A	TO	BL	ST	Min
2008-09	1-1	5-8	.625	1-3	.333	1-2	.500	12-12.0	5-5.0	0	0	0	2	33
2007-08	17-10	29-90	.322	14-51	.275	19-24	.792	91-5.4	42-2.5	29	30	1	13	375
2006-07	18-18	55-116	.474	41-74	.554	27-39	.692	178-9.9	47-2.6	72	57	1	17	592
2005-06	18-14	55-141	.390	24-66	.364	33-50	.660	167-9.3	54-3.0	64	60	0	20	539
<b>Totals</b>	<b>54-43</b>	<b>144-355</b>	<b>.406</b>	<b>80-194</b>	<b>.412</b>	<b>80-115</b>	<b>.696</b>	<b>448-8.3</b>	<b>148-2.7</b>	<b>165</b>	<b>147</b>	<b>2</b>	<b>52</b>	<b>1539</b>

## #13 MISLAV JUKIC



**2008-09 Notes:**

- ◆ Made 8-of-10 field goals in tallying career high 19 points in overtime victory vs. Bucknell (11/22).
- ◆ Had career high 11 rebounds, and picked up first career double-double in win at Youngstown State (11/29).
- ◆ Is averaging 10.6 ppg and 6.3 rpg after averaging 2.1 ppg and 1.1 rpg first two seasons.
- ◆ Has made 25-of-41 field goal attempts (61.0 percent) over the last five games.
- ◆ Voted a team tri-captain

**2007-08 Notes:**

- ◆ Played in a career high 24 games

13

6-7 ◆ 220

Junior

Zagreb, Croatia  
(Life Center Academy)

## 2008-09 JUKIC GAME-BY-GAME

Opponent	Min.	FG-A	Pct.	3FG-A	Pct.	FT-A	Pct.	O-D-TR	PF	A	TO	BS	ST	Pts
at Texas Tech (11/14)	20	4-10	.400	0-0	.000	2-2	1.000	1-4-5	2	0	1	1	1	10
at American (11/17)	33	1-10	.100	0-0	.000	2-2	1.000	3-4-7	3	2	3	1	0	4
DUQUESNE (11/20)	23	4-8	.500	0-0	.000	1-2	.500	3-2-5	2	1	3	0	0	9
BUCKNELL (11/22)	30	8-10	.800	0-0	.000	3-4	.750	3-3-6	3	1	3	0	1	19
at Lehigh (11/24)	20	3-7	.429	0-1	.000	1-3	.333	2-3-5	4	1	5	0	0	7
at YSU (11/29)	28	7-12	.583	0-1	.000	1-2	.500	3-8-11	0	0	2	1	0	15
at Morgan State (12/1)	34	2-4	.500	0-0	.000	7-8	.875	0-7-7	4	0	3	0	0	11
LONG ISLAND* (12/4)	22	5-8	.625	0-0	.000	0-1	.000	1-3-4	3	1	2	1	0	10
ST. FRANCIS-NY* (12/6)														
at Iona (12/14)														
at St. Bonaventure (12/17)														
at Vanderbilt (12/31)														
at Robert Morris* (1/3)														
at Sacred Heart* (1/8)														
at Quinnipiac* (1/10)														
WAGNER* (1/15)														
CCSU* (1/17)														
at FDU* (1/22)														
at St. Francis-NY* (1/24)														
MONMOUTH* (1/29)														
BRYANT (1/31)														
at CCSU* (2/5)														
at Wagner* (2/7)														
QUINNIPIAC* (2/12)														
SACRED HEART* (2/14)														
at Long Island* (2/19)														
at Mount* (2/21)														
RMU* (2/26)														
FDU* (2/28)														

**Season/Career Highs**

**POINTS**

- Season - 19 vs. Bucknell (11/22)
- Career - 19 vs. Bucknell (11/22/08)

**REBOUNDS**

- Season - 11 at Youngstown State (11/29)
- Career - 11 at Youngstown St. (11/29/08)

**FIELD GOALS**

- Season - 8 vs. Bucknell (11/22)
- Career - 8 vs. Bucknell (11/22)

**FIELD GOAL ATTEMPTS**

- Season - 12 at Youngstown State (11/29)
- Career - 12 at Youngstown St. (11/29/08)

**3-POINT FIELD GOALS**

- Season - 0
- Career - 2 at CCSU (1/10/08)

**3-POINT FIELD GOAL ATTEMPTS**

- Season - 1, twice
- Career - 3 at Monmouth (1/25/07)

**FREE THROWS**

- Season - 7 at Morgan State (12/1)
- Career - 7 at Morgan State (12/1/08)

**FREE THROW ATTEMPTS**

- Season - 8 at Morgan State (12/1)
- Career - 8 at Morgan State (12/1/08)

**ASSISTS**

- Season - 2 at American (11/17)
- Career - 2 at American (11/17/08)

**STEALS**

- Season - 1, twice
- Career - 2, twice

**BLOCKED SHOTS**

- Season - 1, four times
- Career - 1, six times

**MINUTES PLAYED**

- Season - 34 at Morgan State (12/1)
- Career - 34 at Morgan State (12/1/08)

**Miscellaneous**

Category	2008-09	Career
Games led SFU in scoring	2	2
10+ rebound games	1	1
10+ scoring games	5	5
20+ scoring games	0	0
30+ scoring games	0	0
Double-doubles	1	1
Games led SFU in rebounds	2	3
Games led SFU in assists	0	0
Games led SFU in blocks	3	6
Games led SFU in steals	0	2

## JUKIC'S CAREER STATS

Season	G-GS	FG-A	Pct.	3PT-A	Pct.	FT-A	Pct.	Pts-Avg.	Rebs-Avg.	A	TO	BL	ST	Min
2008-09	8-7	34-69	.493	0-2	.000	17-24	.708	85-10.6	50-6.3	6	22	4	2	210
2007-08	24-3	21-48	.438	3-10	.300	4-10	.400	49-2.0	31-1.3	5	17	1	5	211
2006-07	18-0	12-28	.429	3-9	.333	11-21	.524	38-2.1	13-0.7	4	12	3	5	116
<b>Totals</b>	<b>50-10</b>	<b>67-145</b>	<b>.462</b>	<b>6-21</b>	<b>.286</b>	<b>32-55</b>	<b>.582</b>	<b>172-3.4</b>	<b>94-1.9</b>	<b>15</b>	<b>51</b>	<b>8</b>	<b>12</b>	<b>537</b>

## JUKIC'S CAREER NORTHEAST CONFERENCE STATS

Season	G-GS	FG-A	Pct.	3PT-A	Pct.	FT-A	Pct.	Pts-Avg.	Rebs-Avg.	A	TO	BL	ST	Min
2008-09	1-1	5-8	.625	0-0	.000	0-1	.000	10-10.0	4-4.0	1	2	1	0	22
2007-08	15-3	16-33	.485	3-8	.375	4-9	.444	39-2.6	25-1.7	2	10	1	2	148
2006-07	12-0	7-19	.368	2-6	.333	7-12	.583	23-1.9	8-0.7	2	8	1	4	77
<b>Totals</b>	<b>28-4</b>	<b>28-60</b>	<b>.467</b>	<b>5-14</b>	<b>.357</b>	<b>11-22</b>	<b>.500</b>	<b>72-2.6</b>	<b>37-1.3</b>	<b>5</b>	<b>20</b>	<b>3</b>	<b>6</b>	<b>247</b>

#14 SORENA ORANDI



14

6-1 ♦ 180

Sophomore

Vastra Frolunda, Sweden  
(Solebury Prep)

2008-09 Notes:

♦ Had played a total of 12 minutes in first four games, but played 16 minutes in fifth game at Lehigh (11/24) in scoring season-high 9 points.

2007-08 Notes:

♦ Enjoyed a breakout game in season finale at FDU with 24 points on 9-of-17 shooting to go with 6 rebounds and a steal

Season/Career Highs

POINTS

Season - 9 at Lehigh (11/24)  
Career - 24 at FDU (3/1/08)

REBOUNDS

Season - 2, twice  
Career - 6 at FDU (3/1/08)

FIELD GOALS

Season - 2, twice  
Career - 9 at FDU (3/1/08)

FIELD GOAL ATTEMPTS

Season - 5 vs. Long Island (12/4)  
Career - 17 at FDU (3/1/08)

3-POINT FIELD GOALS

Season - 0  
Career - 2 at FDU (3/1/08)

3-POINT FIELD GOAL ATTEMPTS

Season - 1 vs. Long Island (12/4)  
Career - 3, twice

FREE THROWS

Season - 5 at Lehigh (11/24)  
Career - 5 at Lehigh (11/24/08)

FREE THROW ATTEMPTS

Season - 5 at Lehigh (11/24)  
Career - 6 at FDU (3/1/08)

ASSISTS

Season - 2, twice  
Career - 4 at Monmouth (2/28/08)

STEALS

Season - 1 at Texas Tech (11/14)  
Career - 1, twice

BLOCKED SHOTS

Season - 0  
Career - 0

MINUTES PLAYED

Season - 25 vs. Long Island (12/4)  
Career - 42 at FDU (3/1/08)

Miscellaneous

Category	2008-09	Career
Games led SFU in scoring	0	1
10+ rebound games	0	0
10+ scoring games	0	1
20+ scoring games	0	1
30+ scoring games	0	0
Double-doubles	0	0
Games led SFU in rebounds	0	0
Games led SFU in assists	0	0
Games led SFU in blocks	0	0
Games led SFU in steals	0	1

2008-09 ORANDI GAME-BY-GAME

Opponent	Min.	FG-A	Pct.	3FG-A	Pct.	FT-A	Pct.	O-D-TR	PF	A	TO	BS	ST	Pts
at Texas Tech (11/14)	7	0-4	.000	0-0	.000	0-0	.000	0-1-1	1	1	1	0	1	0
at American (11/17)	2	0-0	.000	0-0	.000	0-0	.000	0-0-0	0	0	0	0	0	0
DUQUESNE (11/20)	DNP	-	-	-	-	-	-	-	-	-	-	-	-	-
BUCKNELL (11/22)	3	0-1	.000	0-0	.000	0-0	.000	0-0-0	1	0	0	0	0	0
at Lehigh (11/24)	16	2-3	.667	0-0	.000	5-5	1.000	1-1-2	4	1	1	0	0	9
at YSU (11/29)	10	0-2	.000	0-0	.000	0-0	.000	0-0-0	0	2	2	0	0	0
at Morgan State (12/1)	DNP	-	-	-	-	-	-	-	-	-	-	-	-	-
LONG ISLAND* (12/4)	25	2-5	.400	0-1	.000	0-0	.000	1-1-2	0	2	0	0	0	4
ST. FRANCIS-NY* (12/6)														
at Iona (12/14)														
at St. Bonaventure (12/17)														
at Vanderbilt (12/31)														
at Robert Morris* (1/3)														
at Sacred Heart* (1/8)														
at Quinnipiac* (1/10)														
WAGNER* (1/15)														
CCSU* (1/17)														
at FDU* (1/22)														
at St. Francis-NY* (1/24)														
MONMOUTH* (1/29)														
BRYANT (1/31)														
at CCSU* (2/5)														
at Wagner* (2/7)														
QUINNIPIAC* (2/12)														
SACRED HEART* (2/14)														
at Long Island* (2/19)														
at Mount* (2/21)														
RMU* (2/26)														
FDU* (2/28)														


ORANDI'S CAREER STATS

Season	G-GS	FG-A	Pct.	3PT-A	Pct.	FT-A	Pct.	Pts-Avg.	Rebs-Avg.	A	TO	BL	ST	Min
2008-09	6-0	4-15	.267	0-1	.000	5-5	1.000	13-2.2	5-0.8	6	4	0	1	63
2007-08	11-0	13-28	.464	3-7	.429	5-8	.625	34-3.1	11-1.0	9	2	0	1	83
<b>Totals</b>	<b>17-0</b>	<b>17-43</b>	<b>.395</b>	<b>3-8</b>	<b>.375</b>	<b>10-13</b>	<b>.769</b>	<b>47-2.8</b>	<b>16-0.9</b>	<b>15</b>	<b>6</b>	<b>0</b>	<b>2</b>	<b>146</b>

ORANDI'S CAREER NORTHEAST CONFERENCE STATS

Season	G-GS	FG-A	Pct.	3PT-A	Pct.	FT-A	Pct.	Pts-Avg.	Rebs-Avg.	A	TO	BL	ST	Min
2008-09	1-0	2-5	.400	0-1	.000	0-0	.000	4-4.0	2-2.0	2	0	0	0	25
2007-08	6-0	12-23	.522	3-6	.500	5-8	.625	32-5.3	11-1.8	6	0	0	1	65
<b>Totals</b>	<b>7-0</b>	<b>14-28</b>	<b>.500</b>	<b>3-7</b>	<b>.429</b>	<b>5-8</b>	<b>.625</b>	<b>36-5.1</b>	<b>13-1.9</b>	<b>8</b>	<b>0</b>	<b>0</b>	<b>1</b>	<b>90</b>

## #15 CALE NELSON



**2008-09 Notes:**

- ◆ Posted career highs with 12 assists and 3 steals vs. Duquesne (11/20), and followed it up with a career-best 14-of-15 effort at the free throw line against Bucknell (11/22).
- ◆ Career 81.3 percent free throw shooter would be ranked fifth all-time at SFU if his career ended after the first seven games of 2008-09.
- ◆ Scored 600th career point vs. Bucknell (11/22). Has 619 career points.
- ◆ Scored eight points in each of the first two games, and 14 vs. Bucknell (11/22).

**2007-08 Notes:**

- ◆ Led SFU in assists, and was fourth in scoring

15

5-10 ◆ 180  
5th-Senior  
Newville, Pa.  
(Big Spring)

## 2008-09 NELSON GAME-BY-GAME

Opponent	Min.	FG-A	Pct.	3FG-A	Pct.	FT-A	Pct.	O-D-TR	PF	A	TO	BS	ST	Pts
at Texas Tech (11/14)	35	3-8	.375	2-5	.400	0-0	.000	0-2-2	1	2	3	0	0	8
at American (11/17)	28	3-5	.600	2-4	.500	0-0	.000	1-2-3	3	1	1	0	1	8
DUQUESNE (11/20)	36	1-5	.200	1-3	.333	0-0	.000	1-1-2	2	12	5	0	3	3
BUCKNELL (11/22)	39	0-6	.000	0-4	.000	14-15	.933	1-3-4	3	2	3	0	1	14
at Lehigh (11/24)	26	2-5	.400	1-3	.333	0-0	.000	0-2-2	3	1	1	0	2	5
at YSU (11/29)	34	3-10	.300	1-4	.250	2-2	1.000	1-2-3	0	5	1	0	2	9
at Morgan State (12/1)	40	1-3	.333	1-3	.333	1-4	.250	0-1-1	2	6	3	0	0	4
LONG ISLAND* (12/4)	18	0-5	.000	0-2	.000	0-0	.000	0-0-0	3	2	2	0	1	0
ST. FRANCIS-NY* (12/6)														
at Iona (12/14)														
at St. Bonaventure (12/17)														
at Vanderbilt (12/31)														
at Robert Morris* (1/3)														
at Sacred Heart* (1/8)														
at Quinnipiac* (1/10)														
WAGNER* (1/15)														
CCSU* (1/17)														
at FDU* (1/22)														
at St. Francis-NY* (1/24)														
MONMOUTH* (1/29)														
BRYANT (1/31)														
at CCSU* (2/5)														
at Wagner* (2/7)														
QUINNIPAC* (2/12)														
SACRED HEART* (2/14)														
at Long Island* (2/19)														
at Mount* (2/21)														
RMU* (2/26)														
FDU* (2/28)														

**Season/Career Highs**

**POINTS**

- Season - 14 vs. Bucknell (11/22)
- Career - 25 vs. Youngstown St. (11/28/07)

**REBOUNDS**

- Season - 4 vs. Bucknell (11/22)
- Career - 8 vs. Wagner (2/17/07)

**FIELD GOALS**

- Season - 3, three times
- Career - 9 vs. Youngstown St. (11/28/07)

**FIELD GOAL ATTEMPTS**

- Season - 10 at Youngstown St. (11/29)
- Career - 19, twice

**3-POINT FIELD GOALS**

- Season - 2, twice
- Career - 6 at American (1/2/07)

**3-POINT FIELD GOAL ATTEMPTS**

- Season - 5 at Texas Tech (11/14)
- Career - 12 vs. Lehigh (11/17/07)

**FREE THROWS**

- Season - 14 vs. Bucknell (11/22)
- Career - 14 vs. Bucknell (11/22/08)

**FREE THROW ATTEMPTS**

- Season - 15 vs. Bucknell (11/22)
- Career - 15 vs. Bucknell (11/22/08)

**ASSISTS**

- Season - 12 vs. Duquesne (11/20)
- Career - 12 vs. Duquesne (11/20)

**STEALS**

- Season - 3 vs. Duquesne (11/20)
- Career - 3 vs. Duquesne (11/20)

**BLOCKED SHOTS**

- Season - 0
- Career - 1 vs. Slippery Rock (12/18/04)

**MINUTES PLAYED**

- Season - 40 at Morgan State (12/1/08)
- Career - 46 vs. SFC (1/24/08)

**Miscellaneous**

Category	2008-09	Career
Games led SFU in scoring	1	13
10+ rebound games	0	0
10+ scoring games	1	28
20+ scoring games	0	6
30+ scoring games	0	0
Double-doubles	0	0
Games led SFU in rebounds	0	0
Games led SFU in assists	3	38
Games led SFU in blocks	0	0
Games led SFU in steals	2	11

## NELSON'S CAREER STATS

Season	G-GS	FG-A	Pct.	3PT-A	Pct.	FT-A	Pct.	Pts-Avg.	Rebs-Avg.	A	TO	BL	ST	Min
2008-09	8-8	13-47	.277	8-28	.286	17-21	.810	51-6.4	17-2.1	31	19	0	10	256
2007-08	29-29	92-285	.323	57-175	.326	48-62	.774	289-10.0	50-1.7	113	95	0	16	921
2006-07	29-10	72-204	.353	46-141	.326	63-73	.863	253-8.7	60-2.1	103	67	0	13	598
2004-05	19-0	10-22	.455	4-12	.333	2-4	.500	26-1.4	11-0.6	18	13	1	4	121
<b>Totals</b>	<b>85-47</b>	<b>187-558</b>	<b>.335</b>	<b>115-356</b>	<b>.323</b>	<b>130-160</b>	<b>.813</b>	<b>619-7.3</b>	<b>138-1.6</b>	<b>265</b>	<b>194</b>	<b>1</b>	<b>43</b>	<b>1896</b>

## NELSON'S CAREER NORTHEAST CONFERENCE STATS

Season	G-GS	FG-A	Pct.	3PT-A	Pct.	FT-A	Pct.	Pts-Avg.	Rebs-Avg.	A	TO	BL	ST	Min
2008-09	1-1	0-5	.000	0-2	.000	0-0	.000	0-0.0	0-0.0	2	2	0	1	18
2007-08	18-18	53-169	.314	29-100	.290	28-38	.737	163-9.1	30-1.7	66	58	0	11	568
2006-07	18-5	45-121	.372	27-90	.300	41-46	.891	158-8.8	35-1.9	54	37	0	6	340
2004-05	14-0	9-16	.562	4-9	.444	0-2	.000	22-1.6	5-0.4	16	10	0	2	88
<b>Totals</b>	<b>51-24</b>	<b>107-311</b>	<b>.344</b>	<b>60-201</b>	<b>.299</b>	<b>69-86</b>	<b>.802</b>	<b>343-6.7</b>	<b>70-1.4</b>	<b>138</b>	<b>107</b>	<b>0</b>	<b>20</b>	<b>1014</b>

#21 RANDY SPAID



21

6-8 ♦ 200  
Junior  
Portage, Pa.  
(Portage)

2008-09 Notes:

- ◆ Came off the bench to score a career-high 7 points at Lehigh (11/24).
- ◆ Played 11 minutes at Texas Tech, one minute shy of his career high.
- ◆ Earned second career start at Texas Tech.

2007-08 Notes:

- ◆ Played in six games as a sophomore, including one start

Season/Career Highs

POINTS

Season - 7 at Lehigh (11/24)  
Career - 7 at Lehigh (11/24/08)

REBOUNDS

Season - 3 at Lehigh (11/24)  
Career - 3, twice

FIELD GOALS

Season - 3 at Lehigh (11/24)  
Career - 3, twice

FIELD GOAL ATTEMPTS

Season - 3 at Lehigh (11/24)  
Career - 5 vs. Lock Haven (12/15/07)

3-POINT FIELD GOALS

Season - 0  
Career - 1 at Akron (12/19/06)

3-POINT FIELD GOAL ATTEMPTS

Season - 0  
Career - 1, four times

FREE THROWS

Season - 1 at Lehigh (11/24)  
Career - 1, twice

FREE THROW ATTEMPTS

Season - 1 at Lehigh (11/24)  
Career - 2, twice

ASSISTS

Season - 0  
Career - 1 at Liberty (12/4/06)

STEALS

Season - 1 at Lehigh (11/24)  
Career - 1, three times

BLOCKED SHOTS

Season - 0  
Career - 1 vs. Mount (2/23/08)

MINUTES PLAYED

Season - 11 at Texas Tech (11/14)  
Career - 12 vs. Mount (2/23/08)

Opponent	Min.	FG-A	Pct.	3FG-A	Pct.	FT-A	Pct.	O-D-TR	PF	A	TO	BS	ST	Pts
at Texas Tech (11/14)	11	0-2	.000	0-0	.000	0-0	.000	0-1-1	2	0	1	0	0	0
at American (11/17)	2	0-0	.000	0-0	.000	0-0	.000	0-0-0	0	0	0	0	0	0
DUQUESNE (11/20)	4	0-0	.000	0-0	.000	0-0	.000	0-0-0	3	0	1	0	0	0
BUCKNELL (11/22)	DNP													
at Lehigh (11/24)	10	3-3	1.000	0-0	.000	1-1	1.000	1-2-3	1	0	0	0	1	7
at YSU (11/29)	8	0-0	.000	0-0	.000	0-0	.000	0-2-2	2	0	1	0	0	0
at Morgan State (12/1)	5	0-1	.000	0-0	.000	0-0	.000	0-0-0	0	0	0	0	0	0
LONG ISLAND* (12/4)	3	1-2	.500	0-0	.000	0-0	.000	0-0-0	0	0	0	0	0	2
ST. FRANCIS-NY* (12/6)														
at Iona (12/14)														
at St. Bonaventure (12/17)														
at Vanderbilt (12/31)														
at Robert Morris* (1/3)														
at Sacred Heart* (1/8)														
at Quinnipiac* (1/10)														
WAGNER* (1/15)														
CCSU* (1/17)														
at FDU* (1/22)														
at St. Francis-NY* (1/24)														
MONMOUTH* (1/29)														
BRYANT (1/31)														
at CCSU* (2/5)														
at Wagner* (2/7)														
QUINNIPIAC* (2/12)														
SACRED HEART* (2/14)														
at Long Island* (2/19)														
at Mount* (2/21)														
RMU* (2/26)														
FDU* (2/28)														

Miscellaneous

Category	2008-09	Career
Games led SFU in scoring	0	0
10+ rebound games	0	0
10+ scoring games	0	0
20+ scoring games	0	0
30+ scoring games	0	0
Double-doubles	0	0
Games led SFU in rebounds	0	0
Games led SFU in assists	0	0
Games led SFU in blocks	0	1
Games led SFU in steals	0	0

Season	G-GS	FG-A	Pct.	3PT-A	Pct.	FT-A	Pct.	Pts-Avg.	Rebs-Avg.	A	TO	BL	ST	Min
2008-09	7-1	4-8	.500	0-0	.000	1-1	1.000	9-1.3	6-0.9	0	3	0	1	43
2007-08	6-1	5-7	.714	1-2	.500	0-0	.000	11-1.8	6-1.0	0	0	1	0	45
2006-07	10-0	3-6	.500	1-2	.500	2-4	.500	9-0.9	1-0.1	1	1	0	2	21
<b>Totals</b>	<b>23-2</b>	<b>12-21</b>	<b>.571</b>	<b>2-4</b>	<b>.500</b>	<b>3-5</b>	<b>.600</b>	<b>29-1.3</b>	<b>13-0.6</b>	<b>1</b>	<b>4</b>	<b>1</b>	<b>3</b>	<b>109</b>

Season	G-GS	FG-A	Pct.	3PT-A	Pct.	FT-A	Pct.	Pts-Avg.	Rebs-Avg.	A	TO	BL	ST	Min
2008-09	1-0	1-2	.500	0-0	.000	0-0	.000	2-2.0	0-0.0	0	0	0	0	3
2007-08	3-1	2-2	1.000	1-1	1.000	0-0	.000	5-1.7	2-0.7	0	0	1	0	28
2006-07	5-0	1-1	1.000	0-0	.000	1-2	.500	3-0.6	0-0.0	0	0	0	0	7
<b>Totals</b>	<b>9-1</b>	<b>4-5</b>	<b>.800</b>	<b>1-1</b>	<b>1.000</b>	<b>1-2</b>	<b>.500</b>	<b>10-1.1</b>	<b>2-0.2</b>	<b>0</b>	<b>0</b>	<b>1</b>	<b>0</b>	<b>38</b>

#30 GRANT SURPRENANT



30

6-5 ♦ 180  
Senior  
Palatine, Ill.  
(Palatine)

2008-09 Notes:

- ◆ Has played in each of the first eight games, and 27 straight.
- ◆ Came off the bench to hit 4-of-6 three-point attempts in scoring season-high 14 points in win at Youngstown State (11/29).

2007-08 Notes:

- ◆ Led the NEC with a .522 three-point field goal percentage.

Season/Career Highs

POINTS

Season - 14 at Youngstown State (11/29)  
Career - 26 at GW (11/30/05)

REBOUNDS

Season - 2 vs. Long Island (12/4)  
Career - 6 vs. Monmouth (1/28/06)

FIELD GOALS

Season - 5 at Youngstown State (11/29)  
Career - 10 at GW (11/30/05)

FIELD GOAL ATTEMPTS

Season - 8 at Youngstown State (11/29)  
Career - 19 at GW (11/30/05)

3-POINT FIELD GOALS

Season - 4 at Youngstown State (11/29)  
Career - 6, twice

3-POINT FIELD GOAL ATTEMPTS

Season - 6 at Youngstown State (11/29)  
Career - 11 vs. Mount (1/10/06)

FREE THROWS

Season - 0  
Career - 3, two times

FREE THROW ATTEMPTS

Season - 0  
Career - 4, three times

ASSISTS

Season - 2 at Youngstown State (11/29)  
Career - 3, three times

STEALS

Season - 1, three times  
Career - 3 at SFC (2/16/06)

BLOCKED SHOTS

Season - 0  
Career - 2 at Arizona State (12/29/07)

MINUTES PLAYED

Season - 22 at Youngstown State (11/29)  
Career - 39, two times

2008-09 SURPRENANT GAME-BY-GAME

Opponent	Min.	FG-A	Pct.	3FG-A	Pct.	FT-A	Pct.	O-D-TR	PF	A	TO	BS	ST	Pts
at Texas Tech (11/14)	15	1-7	.143	1-5	.200	0-0	.000	0-1-1	1	0	0	0	0	3
at American (11/17)	5	0-1	.000	0-1	.000	0-0	.000	0-0-0	0	1	0	0	0	0
DUQUESNE (11/20)	10	2-6	.333	2-4	.500	0-0	.000	0-1-1	1	0	0	0	1	6
BUCKNELL (11/22)	9	0-0	.000	0-0	.000	0-0	.000	0-1-1	0	0	1	0	1	0
at Lehigh (11/24)	14	1-1	1.000	1-1	1.000	0-0	.000	0-1-1	2	0	1	0	0	3
at YSU (11/29)	22	5-8	.625	4-6	.667	0-0	.000	0-1-1	2	2	1	0	1	14
at Morgan State (12/1)	12	1-2	.500	1-2	.500	0-0	.000	1-0-1	2	1	0	0	0	3
LONG ISLAND* (12/4)	18	3-7	.429	0-2	.000	0-0	.000	0-2-2	1	1	2	0	0	6
ST. FRANCIS-NY* (12/6)														
at Iona (12/14)														
at St. Bonaventure (12/17)														
at Vanderbilt (12/31)														
at Robert Morris* (1/3)														
at Sacred Heart* (1/8)														
at Quinnipiac* (1/10)														
WAGNER* (1/15)														
CCSU* (1/17)														
at FDU* (1/22)														
at St. Francis-NY* (1/24)														
MONMOUTH* (1/29)														
BRYANT (1/31)														
at CCSU* (2/5)														
at Wagner* (2/7)														
QUINNIPAC* (2/12)														
SACRED HEART* (2/14)														
at Long Island* (2/19)														
at Mount* (2/21)														
RMU* (2/26)														
FDU* (2/28)														

Miscellaneous

Category	2008-09	Career
Games led SFU in scoring	0	6
10+ rebound games	0	0
10+ scoring games	1	20
20+ scoring games	0	2
30+ scoring games	0	0
Double-doubles	0	0
Games led SFU in rebounds	0	1
Games led SFU in assists	0	1
Games led SFU in blocks	0	2
Games led SFU in steals	0	7

SURPRENANT'S CAREER STATS

Season	G-GS	FG-A	Pct.	3PT-A	Pct.	FT-A	Pct.	Pts-Avg.	Rebs-Avg.	A	TO	BL	ST	Min
2008-09	8-0	13-32	.406	9-21	.429	0-0	.000	35-4.4	8-1.0	5	5	0	3	105
2007-08	27-0	49-95	.516	35-67	.522	6-6	1.000	139-5.1	21-0.8	12	8	3	5	356
2006-07	26-0	16-47	.340	13-36	.361	3-5	.600	48-1.8	16-0.6	0	7	2	3	176
2005-06	28-24	89-248	.359	55-159	.346	15-21	.714	248-8.9	62-2.2	27	32	2	17	736
<b>Totals</b>	<b>89-24</b>	<b>167-422</b>	<b>.396</b>	<b>112-283</b>	<b>.396</b>	<b>24-32</b>	<b>.750</b>	<b>470-5.3</b>	<b>107-1.2</b>	<b>44</b>	<b>52</b>	<b>7</b>	<b>28</b>	<b>1373</b>

SURPRENANT'S CAREER NORTHEAST CONFERENCE STATS

Season	G-GS	FG-A	Pct.	3PT-A	Pct.	FT-A	Pct.	Pts-Avg.	Rebs-Avg.	A	TO	BL	ST	Min
2008-09	1-0	3-7	.429	0-2	.000	0-0	.000	6-6.0	2-2.0	1	2	0	0	18
2007-08	18-0	26-55	.473	17-37	.459	2-2	1.000	71-3.9	16-0.9	5	5	0	3	227
2006-07	15-0	11-29	.379	8-22	.364	2-3	.667	32-2.1	8-0.5	0	6	2	1	100
2005-06	18-16	58-168	.345	33-108	.306	9-14	.643	158-8.8	40-2.2	15	19	1	13	495
<b>Totals</b>	<b>52-16</b>	<b>98-259</b>	<b>.378</b>	<b>58-169</b>	<b>.343</b>	<b>13-19</b>	<b>.684</b>	<b>267-5.1</b>	<b>66-1.3</b>	<b>21</b>	<b>32</b>	<b>3</b>	<b>17</b>	<b>840</b>

#33 KYLE JACKSON



**33**  
 6-3 ♦ 175  
 Senior  
 Bolingbrook, Ill.  
 (Plainfield Central)

2008-09 Notes:

- ◆ Had 4 points, 5 rebounds and a steal in 14 minutes at American
- ◆ Tied career high with 7 points, had career high 3 assists, and made career-best 4-of-4 attempts at charity stripe vs. Bucknell (11/22).
- ◆ Tied career highs with 7 points and 3 assists in NEC opener against Long Island.
- ◆ Earned first start of season, and third of career in win at Youngstown State (11/29).

2007-08 Notes:

- ◆ Played in a career high 21 games for the Red Flash

Season/Career Highs

POINTS

Season - 7, twice  
 Career - 7, three times

REBOUNDS

Season - 5 at American (11/17)  
 Career - 6 vs. Morgan State (11/14/07)

FIELD GOALS

Season - 2, twice  
 Career - 3 vs. American (11/10/07)

FIELD GOAL ATTEMPTS

Season - 4, twice  
 Career - 4, three times

3-POINT FIELD GOALS

Season - 1, twice  
 Career - 1, seven times

3-POINT FIELD GOAL ATTEMPTS

Season - 2 at Lehigh (11/24)  
 Career - 2 at Lehigh (11/24/08)

FREE THROWS

Season - 4 vs. Bucknell (11/22)  
 Career - 4 vs. Bucknell (11/22/08)

FREE THROW ATTEMPTS

Season - 4, twice  
 Career - 4, twice

ASSISTS

Season - 3, twice  
 Career - 3, twice

STEALS

Season - 1, five times  
 Career - 2 at Sacred Heart (12/9/06)

BLOCKED SHOTS

Season - 0  
 Career - 1, twice

MINUTES PLAYED

Season - 25 vs. Bucknell (11/22)  
 Career - 27 vs. American (11/10/07)

2008-09 JACKSON GAME-BY-GAME

Opponent	Min.	FG-A	Pct.	3FG-A	Pct.	FT-A	Pct.	O-D-TR	PF	A	TO	BS	ST	Pts
at Texas Tech (11/14)	13	0-1	.000	0-0	.000	0-0	.000	1-1-2	2	0	3	0	1	0
at American (11/17)	14	1-2	.500	0-0	.000	2-2	1.000	2-3-5	3	0	1	0	1	4
DUQUESNE (11/20)	13	0-1	.000	0-1	.000	0-0	.000	0-1-1	2	0	1	0	0	0
BUCKNELL (11/22)	25	1-2	.500	1-1	1.000	4-4	1.000	0-3-3	4	3	0	0	1	7
at Lehigh (11/24)	19	0-4	.000	0-2	.000	2-2	1.000	1-1-2	2	1	1	0	0	2
at YSU (11/29)	8	0-2	.000	0-0	.000	2-2	1.000	0-1-1	0	1	1	0	0	2
at Morgan State (12/1)	7	2-2	1.000	0-0	.000	0-0	.000	0-0-0	2	0	1	0	1	4
LONG ISLAND* (12/4)	21	2-4	.500	1-1	1.000	2-4	.500	2-1-3	3	3	0	0	1	7
ST. FRANCIS-NY* (12/6)														
at Iona (12/14)														
at St. Bonaventure (12/17)														
at Vanderbilt (12/31)														
at Robert Morris* (1/3)														
at Sacred Heart* (1/8)														
at Quinnipiac* (1/10)														
WAGNER* (1/15)														
CCSU* (1/17)														
at FDU* (1/22)														
at St. Francis-NY* (1/24)														
MONMOUTH* (1/29)														
BRYANT (1/31)														
at CCSU* (2/5)														
at Wagner* (2/7)														
QUINNIPIAC* (2/12)														
SACRED HEART* (2/14)														
at Long Island* (2/19)														
at Mount* (2/21)														
RMU* (2/26)														
FDU* (2/28)														

Miscellaneous

Category	2008-09	Career
Games led SFU in scoring	0	0
10+ rebound games	0	0
10+ scoring games	0	0
20+ scoring games	0	0
30+ scoring games	0	0
Double-doubles	0	0
Games led SFU in rebounds	0	0
Games led SFU in assists	1	1
Games led SFU in blocks	0	1
Games led SFU in steals	0	4


JACKSON'S CAREER STATS

Season	G-GS	FG-A	Pct.	3PT-A	Pct.	FT-A	Pct.	Pts-Avg.	Rebs-Avg.	A	TO	BL	ST	Min
2008-09	8-1	6-18	.333	2-5	.400	12-14	.857	26-3.3	17-2.1	8	8	0	5	120
2007-08	21-2	7-17	.412	5-9	.556	8-12	.667	27-1.3	21-1.0	3	8	2	4	129
2006-07	14-0	0-5	.000	0-2	.000	4-6	.667	4-0.3	8-0.6	4	2	0	2	41
<b>Totals</b>	<b>43-3</b>	<b>13-40</b>	<b>.325</b>	<b>7-16</b>	<b>.438</b>	<b>24-32</b>	<b>.750</b>	<b>57-1.3</b>	<b>46-1.1</b>	<b>15</b>	<b>18</b>	<b>2</b>	<b>11</b>	<b>290</b>

JACKSON'S CAREER NORTHEAST CONFERENCE STATS

Season	G-GS	FG-A	Pct.	3PT-A	Pct.	FT-A	Pct.	Pts-Avg.	Rebs-Avg.	A	TO	BL	ST	Min
2008-09	1-0	2-4	.500	1-1	1.000	2-4	.500	7-7.0	3-3.0	3	0	0	1	21
2007-08	12-1	1-4	.250	1-2	.500	4-6	.667	7-0.6	5-0.4	0	3	0	2	36
2006-07	7-0	0-1	.000	0-1	.000	4-6	.667	4-0.6	4-0.6	1	0	0	2	23
<b>Totals</b>	<b>20-1</b>	<b>3-9</b>	<b>.333</b>	<b>2-5</b>	<b>.400</b>	<b>10-16</b>	<b>.625</b>	<b>18-0.9</b>	<b>12-0.6</b>	<b>4</b>	<b>3</b>	<b>0</b>	<b>5</b>	<b>80</b>

## #43 STEVE PROFETA



43

6-5 ♦ 180  
Senior  
Carnegie, Pa.  
(Chartiers Valley)

### 2008-09 Notes:

- ◆ Led the Red Flash with 8 points in only 17 minutes at American
- ◆ Had career-best 6-of-6 effort at free throw line, and career high 4 steals, vs. Duquesne (11/20).
- ◆ Has already started career high 4 games after starting a total of 2 games during first three seasons in Loretto.
- ◆ Tied career high with 6 rebounds vs. Bucknell (11/22).

### 2007-08 Notes:

- ◆ Made a career high 26 three-pointers, and shot a career-best 78.6 percent (22-of-28) from the free throw line

### Season/Career Highs

#### POINTS

Season - 8 at American (11/17)  
Career - 14, twice

#### REBOUNDS

Season - 6 vs. Bucknell (11/22)  
Career - 6, three times

#### FIELD GOALS

Season - 3 at American (11/17)  
Career - 4, three times

#### FIELD GOAL ATTEMPTS

Season - 6 vs. Bucknell (11/22)  
Career - 8, twice

#### 3-POINT FIELD GOALS

Season - 2 at American (11/17)  
Career - 4, twice

#### 3-POINT FIELD GOAL ATTEMPTS

Season - 5 vs. Bucknell (11/22)  
Career - 7, three times

#### FREE THROWS

Season - 6 vs. Duquesne (11/20)  
Career - 6 vs. Duquesne (11/20/08)

#### FREE THROW ATTEMPTS

Season - 6 vs. Duquesne (11/20)  
Career - 6 vs. Duquesne (11/20/08)

#### ASSISTS

Season - 2, twice  
Career - 4 at Long Island (2/18/06)

#### STEALS

Season - 4 vs. Duquesne (11/20)  
Career - 4 vs. Duquesne (11/20/08)

#### BLOCKED SHOTS

Season - 1, twice  
Career - 2, twice

#### MINUTES PLAYED

Season - 31 vs. Bucknell (11/22)  
Career - 34 at Long Island (2/18/06)

## 2008-09 PROFETA GAME-BY-GAME

Opponent	Min.	FG-A	Pct.	3FG-A	Pct.	FT-A	Pct.	O-D-TR	PF	A	TO	BS	ST	Pts
at Texas Tech (11/14)	18	0-3	.000	0-3	.000	2-2	1.000	2-1-3	3	2	2	0	0	2
at American (11/17)	17	3-5	.600	2-4	.500	0-0	.000	0-0-0	4	0	1	0	0	8
DUQUESNE (11/20)	25	0-1	.000	0-1	.000	6-6	1.000	1-1-2	3	2	1	0	4	6
BUCKNELL (11/22)	31	2-6	.333	1-5	.200	2-2	1.000	0-6-6	2	0	1	1	0	7
at Lehigh (11/24)	17	1-2	.500	1-2	.500	0-0	.000	0-0-0	2	0	0	0	0	3
at YSU (11/29)	12	0-2	.000	0-0	.000	1-2	.500	4-1-5	4	1	1	1	0	1
at Morgan State (12/1)	9	0-0	.000	0-0	.000	0-0	.000	0-0-0	1	1	1	0	0	0
LONG ISLAND* (12/4)	2	0-0	.000	0-0	.000	0-0	.000	0-0-0	1	0	1	0	0	0
ST. FRANCIS-NY* (12/6)														
at Iona (12/14)														
at St. Bonaventure (12/17)														
at Vanderbilt (12/31)														
at Robert Morris* (1/3)														
at Sacred Heart* (1/8)														
at Quinnipiac* (1/10)														
WAGNER* (1/15)														
CCSU* (1/17)														
at FDU* (1/22)														
at St. Francis-NY* (1/24)														
MONMOUTH* (1/29)														
BRYANT (1/31)														
at CCSU* (2/5)														
at Wagner* (2/7)														
QUINNIPAC* (2/12)														
SACRED HEART* (2/14)														
at Long Island* (2/19)														
at Mount* (2/21)														
RMU* (2/26)														
FDU* (2/28)														

### Miscellaneous

Category	2008-09	Career
Games led SFU in scoring	1	1
10+ rebound games	0	0
10+ scoring games	0	4
20+ scoring games	0	0
30+ scoring games	0	0
Double-doubles	0	0
Games led SFU in rebounds	0	4
Games led SFU in assists	1	1
Games led SFU in blocks	2	6
Games led SFU in steals	1	13

## PROFETA'S CAREER STATS

Season	G-GS	FG-A	Pct.	3PT-A	Pct.	FT-A	Pct.	Pts-Avg.	Rebs-Avg.	A	TO	BL	ST	Min
2008-09	8-4	6-19	.316	4-15	.267	11-12	.917	27-3.4	16-2.0	6	8	2	4	131
2007-08	27-1	35-100	.350	26-80	.325	22-28	.786	118-4.4	36-1.3	19	13	3	13	318
2006-07	22-0	6-40	.150	3-30	.100	5-9	.556	20-0.9	12-0.5	8	6	1	5	113
2005-06	27-1	35-96	.365	21-57	.368	11-17	.647	102-3.8	67-2.5	30	31	8	13	516
<b>Totals</b>	<b>84-6</b>	<b>82-255</b>	<b>.322</b>	<b>54-182</b>	<b>.297</b>	<b>49-66</b>	<b>.742</b>	<b>267-3.2</b>	<b>131-1.6</b>	<b>63</b>	<b>58</b>	<b>14</b>	<b>35</b>	<b>1078</b>

## PROFETA'S CAREER NORTHEAST CONFERENCE STATS

Season	G-GS	FG-A	Pct.	3PT-A	Pct.	FT-A	Pct.	Pts-Avg.	Rebs-Avg.	A	TO	BL	ST	Min
2008-09	1-0	0-0	.000	0-0	.000	0-0	.000	0-0.0	0-0.0	0	1	0	0	2
2007-08	17-1	23-61	.377	16-47	.340	18-23	.783	80-4.7	28-1.6	14	6	3	9	209
2006-07	15-0	2-21	.095	1-17	.059	4-7	.571	9-0.6	5-0.3	6	3	1	4	61
2005-06	18-0	33-81	.407	20-48	.417	10-15	.667	96-5.3	59-3.3	23	24	7	10	420
<b>Totals</b>	<b>51-1</b>	<b>58-163</b>	<b>.356</b>	<b>37-112</b>	<b>.330</b>	<b>32-45</b>	<b>.711</b>	<b>185-3.6</b>	<b>92-1.8</b>	<b>43</b>	<b>34</b>	<b>11</b>	<b>23</b>	<b>692</b>

#54 KURT HOFFMAN



54  
6-6 ♦ 210  
Junior  
Johnstown, Pa.  
(Johnstown)

2008-09 Notes:

- ◆ Has made 7-of-8 field goal attempts (87.5 percent) over the past three games.
- ◆ Posted 8 points on 3-of-4 shooting and had 7 rebounds at American
- ◆ Voted a team tri-captain.
- ◆ Elected as President of Saint Francis' Student-Athlete Advisory Committee for the 2009 calendar year.

2007-08 Notes:

- ◆ Hoffman's .590 field goal percentage was highest among all SFU players with more than 30 attempts
- ◆ Was second on the team with 12 blocks

Season/Career Highs

POINTS

Season - 8, twice  
Career - 10 vs. Morgan State (11/14/07)

REBOUNDS

Season - 7 at American (11/17)  
Career - 8 at Penn State (11/12/07)

FIELD GOALS

Season - 4 at Morgan State (12/1)  
Career - 5 vs. Morgan State (11/14/07)

FIELD GOAL ATTEMPTS

Season - 5 at Morgan State (12/1)  
Career - 6 vs. Morgan State (11/14/07)

3-POINT FIELD GOALS

Season - 0  
Career - 1, twice

3-POINT FIELD GOAL ATTEMPTS

Season - 1 at Lehigh (11/24)  
Career - 1, five times

FREE THROWS

Season - 2, three times  
Career - 4 vs. Long Island (2/7/08)

FREE THROW ATTEMPTS

Season - 3 at American (11/17)  
Career - 4, twice

ASSISTS

Season - 1, three times  
Career - 4 at Duquesne (12/22/07)

STEALS

Season - 2 at Lehigh (11/24)  
Career - 2, four times

BLOCKED SHOTS

Season - 2 vs. Long Island (12/4)  
Career - 2, five times

MINUTES PLAYED

Season - 29 at Morgan State (12/1)  
Career - 29 at Morgan State (12/1/08)

2008-09 HOFFMAN GAME-BY-GAME

Opponent	Min.	FG-A	Pct.	3FG-A	Pct.	FT-A	Pct.	O-D-TR	PF	A	TO	BS	ST	Pts
at Texas Tech (11/14)	19	0-2	.000	0-0	.000	0-0	.000	0-4-4	2	0	2	0	0	0
at American (11/17)	24	3-4	.750	0-0	.000	2-3	.667	3-4-7	2	0	2	0	0	8
DUQUESNE (11/20)	13	1-2	.500	0-0	.000	2-2	1.000	0-1-1	4	0	2	0	0	4
BUCKNELL (11/22)	17	2-3	.667	0-0	.000	2-2	1.000	2-1-3	2	0	0	1	0	6
at Lehigh (11/24)	22	1-4	.250	0-1	.000	1-2	.500	2-1-3	2	1	0	0	2	3
at YSU (11/29)	16	1-1	1.000	0-0	.000	0-0	.000	1-0-1	3	1	0	0	0	2
at Morgan State (12/1)	29	4-5	.800	0-0	.000	0-1	.000	0-3-3	3	0	2	1	0	8
LONG ISLAND* (12/4)	23	2-2	1.000	0-0	.000	0-0	.000	2-3-5	2	1	3	2	0	4
ST. FRANCIS-NY* (12/6)														
at Iona (12/14)														
at St. Bonaventure (12/17)														
at Vanderbilt (12/31)														
at Robert Morris* (1/3)														
at Sacred Heart* (1/8)														
at Quinnipiac* (1/10)														
WAGNER* (1/15)														
CCSU* (1/17)														
at FDU* (1/22)														
at St. Francis-NY* (1/24)														
MONMOUTH* (1/29)														
BRYANT (1/31)														
at CCSU* (2/5)														
at Wagner* (2/7)														
QUINNIPAC* (2/12)														
SACRED HEART* (2/14)														
at Long Island* (2/19)														
at Mount* (2/21)														
RMU* (2/26)														
FDU* (2/28)														

Miscellaneous

Category	2008-09	Career
Games led SFU in scoring	1	1
10+ rebound games	0	0
10+ scoring games	0	1
20+ scoring games	0	0
30+ scoring games	0	0
Double-doubles	0	0
Games led SFU in rebounds	1	3
Games led SFU in assists	0	0
Games led SFU in blocks	2	8
Games led SFU in steals	1	7

HOFFMAN'S CAREER STATS

Season	G-GS	FG-A	Pct.	3PT-A	Pct.	FT-A	Pct.	Pts-Avg.	Rebs-Avg.	A	TO	BL	ST	Min
2008-09	8-3	14-23	.609	0-1	.000	7-10	.700	35-4.4	27-3.4	3	11	4	2	163
2007-08	27-11	23-39	.590	0-0	.000	13-22	.591	59-2.2	67-2.5	17	16	12	10	364
2006-07	27-1	13-30	.433	2-4	.500	4-9	.444	32-1.2	38-1.4	5	11	3	5	259
<b>Totals</b>	<b>62-15</b>	<b>50-92</b>	<b>.544</b>	<b>2-5</b>	<b>.400</b>	<b>24-41</b>	<b>.585</b>	<b>126-2.0</b>	<b>132-2.1</b>	<b>25</b>	<b>38</b>	<b>19</b>	<b>17</b>	<b>786</b>

HOFFMAN'S CAREER NORTHEAST CONFERENCE STATS

Season	G-GS	FG-A	Pct.	3PT-A	Pct.	FT-A	Pct.	Pts-Avg.	Rebs-Avg.	A	TO	BL	ST	Min
2008-09	1-1	2-2	1.000	0-0	.000	0-0	.000	4-4.0	5-4.0	1	3	2	0	23
2007-08	16-3	13-21	.619	0-0	.000	7-10	.700	33-2.1	25-1.6	4	10	2	5	182
2006-07	17-1	10-20	.500	1-2	.500	3-7	.429	24-1.4	24-1.4	4	6	3	3	179
<b>Totals</b>	<b>34-5</b>	<b>25-43</b>	<b>.581</b>	<b>1-2</b>	<b>.500</b>	<b>10-17</b>	<b>.588</b>	<b>61-1.8</b>	<b>54-1.6</b>	<b>9</b>	<b>19</b>	<b>7</b>	<b>8</b>	<b>384</b>

**2008-09 Saint Francis Men's Basketball**  
**SAINT FRANCIS Team Game-by-Game (as of Dec 05, 2008)**  
**All games**

TEAM STATISTICS

Opponent	Date	Score		Total		3-Pointers		Free throws		Rebounds				pf	a	t/o	blk	stl	pts	avg
				fg-fga	pct	3fg-fga	pct	ft-fta	pct	off	def	tot	avg							
at Texas Tech	11/14/08	47-81	L	14-54	.259	7-21	.333	12-14	.857	9	26	35	35.0	20	8	23	1	7	47	47.0
at American	11/17/08	46-67	L	17-49	.347	5-16	.313	7-9	.778	13	19	32	33.5	17	7	15	1	4	46	46.5
DUQUESNE	11/20/08	72-83	L	24-53	.453	8-17	.471	16-18	.889	9	22	31	32.7	24	18	22	2	10	72	55.0
BUCKNELL	11/22/08	69-59	Wot	16-45	.356	3-17	.176	34-39	.872	9	33	42	35.0	22	10	14	2	6	69	58.5
at Lehigh	11/24/08	56-61	L	17-42	.405	4-15	.267	18-23	.783	8	24	32	34.4	25	7	17	0	6	56	58.0
at Youngstown State	11/29/08	66-65	W	26-51	.510	8-15	.533	6-10	.600	12	22	34	34.3	16	16	12	2	3	66	59.3
at Morgan State	12/1/08	65-61	W	23-38	.605	4-10	.400	15-23	.652	4	30	34	34.3	19	10	20	2	4	65	60.1
LONG ISLAND	12/04/08	58-73	L	24-55	.436	2-13	.154	8-15	.533	10	19	29	33.6	15	13	13	3	6	58	59.9
SAINT FRANCIS		479		161-387	.416	41-124	.331	116-151	.768	74	195	269	33.6	158	89	136	13	46	479	59.9
Opponents		550		201-453	.444	58-157	.369	90-156	.577	95	169	264	33.0	151	112	99	22	64	550	68.8

Games played: 8  
Points/game: 59.9  
FG Pct: 41.6  
3FG Pct: 33.1  
FT Pct: 76.8

Rebounds/game: 33.6  
Assists/game: 11.1  
Turnovers/game: 17.0  
Assist/turnover ratio: 0.7  
Steals/game: 5.8  
Blocks/game: 1.6

**2008-09 Saint Francis Men's Basketball**  
**SAINT FRANCIS Combined Team Statistics (as of Dec 05, 2008)**  
**All games**

<b>RECORD:</b>	<b>OVERALL</b>	<b>HOME</b>	<b>AWAY</b>	<b>NEUTRAL</b>
ALL GAMES	3-5	1-2	2-3	0-0
CONFERENCE	0-1	0-1	0-0	0-0
NON-CONFERENCE	3-4	1-1	2-3	0-0

#	Player	gp-gs	min	avg	Total		3-Point		F-Throw		Rebounds				pf	dq	a	to	blk	stl	pts	avg
					fg-fga	pct	3fg-fga	pct	ft-fta	pct	off	def	tot	avg								
01	SWEETNEY, Devin	8-8	259	32.4	35-93	.376	7-27	.259	34-46	.739	7	53	60	7.5	22	0	3	27	3	7	111	13.9
13	JUKIC, Mislav	8-7	210	26.3	34-69	.493	0-2	.000	17-24	.708	16	34	50	6.3	21	0	6	22	4	2	85	10.6
03	FORD, Marquis	8-8	228	28.5	29-55	.527	11-24	.458	11-16	.688	6	24	30	3.8	11	1	19	18	0	10	80	10.0
15	NELSON, Cale	8-8	256	32.0	13-47	.277	8-28	.286	17-21	.810	4	13	17	2.1	17	0	31	19	0	10	51	6.4
54	HOFFMAN, Kurt	8-3	163	20.4	14-23	.609	0-1	.000	7-10	.700	10	17	27	3.4	20	0	3	11	4	2	35	4.4
30	SURPRENANT, Grant	8-0	105	13.1	13-32	.406	9-21	.429	0-0	.000	1	7	8	1.0	9	0	5	5	0	3	35	4.4
43	PROFETA, Steve	8-4	131	16.4	6-19	.316	4-15	.267	11-12	.917	7	9	16	2.0	20	0	6	8	2	4	27	3.4
33	JACKSON, Kyle	8-1	120	15.0	6-18	.333	2-5	.400	12-14	.857	6	11	17	2.1	18	0	8	8	0	5	26	3.3
14	ORANDI, Sorena	6-0	63	10.5	4-15	.267	0-1	.000	5-5	1.000	2	3	5	0.8	6	0	6	4	0	1	13	2.2
21	SPAUD, Randy	7-1	43	6.1	4-8	.500	0-0	.000	1-1	1.000	1	5	6	0.9	8	0	0	3	0	1	9	1.3
02	McFARLAND, Chris	7-0	47	6.7	3-8	.375	0-0	.000	1-2	.500	3	4	7	1.0	6	0	2	8	0	1	7	1.0
Total.....		8	1625		161-387	.416	41-124	.331	116-151	.768	74	195	269	33.6	158	1	89	136	13	46	479	59.9
Opponents.....		8	1625		201-453	.444	58-157	.369	90-156	.577	95	169	264	33.0	151	-	112	99	22	64	550	68.8

<b>TEAM STATISTICS</b>	<b>SFU</b>	<b>OPP</b>	<b>Date</b>	<b>Opponent</b>	<b>Score</b>	<b>Att.</b>
SCORING	479	550	11/14/08	at Texas Tech	L 47-81	9961
Points per game	59.9	68.8	11/17/08	at American	L 46-67	2123
Scoring margin	-8.9	-	11/20/08	DUQUESNE	L 83-72	1116
FIELD GOALS-ATT	161-387	201-453	11/22/08	BUCKNELL	Wot 59-69	1628
Field goal pct	.416	.444	11/24/08	at Lehigh	L 56-61	814
3 POINT FG-ATT	41-124	58-157	11/29/08	at Youngstown State	W 66-65	1585
3-point FG pct	.331	.369	12/1/08	at Morgan State	W 65-61	2579
3-pt FG made per game	5.1	7.3	* 12/04/08	LONG ISLAND	L 73-58	1122
FREE THROWS-ATT	116-151	90-156	* - Conference game			
Free throw pct	.768	.577				
F-Throws made per game	14.5	11.3				
REBOUNDS	269	264				
Rebounds per game	33.6	33.0				
Rebounding margin	+0.6	-				
ASSISTS	89	112				
Assists per game	11.1	14.0				
TURNOVERS	136	99				
Turnovers per game	17.0	12.4				
Turnover margin	-4.6	-				
Assist/turnover ratio	0.7	1.1				
STEALS	46	64				
Steals per game	5.8	8.0				
BLOCKS	13	22				
Blocks per game	1.6	2.8				
ATTENDANCE	3866	17062				
Home games-Avg/Game	3-1289	5-3412				
Neutral site-Avg/Game	-	0-0				

<b>Score by Periods</b>	<b>1st</b>	<b>2nd</b>	<b>OT</b>	<b>Totals</b>
SAINT FRANCIS	219	239	21	479
Opponents	252	287	11	550