

2008-09

Saint Francis

RED FLASH MEN'S BASKETBALL

RED FLASH SCOREBOARD

DATE	OPPONENT	TIME
Nov. 14	at Texas Tech	L, 81-47
Nov. 17	at American	L, 67-46
NOV. 20	DUQUESNE	L, 83-72
NOV. 22	BUCKNELL	W, 69-59 (OT)
Nov. 24	at Lehigh	L, 61-56
Nov. 29	at Youngstown State	W, 66-65
Dec. 1	at Morgan State	W, 65-61
DEC. 4	LONG ISLAND*	L, 73-58
DEC. 6	ST. FRANCIS-NY* (FSN-PITTSBURGH)	W, 69-65
Dec. 14	at Iona	2 p.m.
Dec. 17	at St. Bonaventure	7 p.m.
Dec. 31	at Vanderbilt	Noon
Jan. 3	at Robert Morris*	7 p.m.
Jan. 8	at Sacred Heart*	TBA
Jan. 10	at Quinnipiac*	TBA
JAN. 15	WAGNER*	7 P.M.
JAN. 17	CCSU*	4 P.M.
Jan. 22	at Fairleigh Dickinson*	TBA
Jan. 24	at St. Francis-NY* (FSN-Pittsburgh)	4 p.m.
JAN. 29	MONMOUTH*	7 P.M.
JAN. 31	BRYANT	7 P.M.
Feb. 5	at CCSU*	TBA
Feb. 7	at Wagner* (FSN-Pittsburgh)	4 p.m.
FEB. 12	QUINNIPIAC*	7 P.M.
FEB. 14	SACRED HEART*	7 P.M.
Feb. 19	at Long Island*	TBA
Feb. 21	at Mount St. Mary's*	7 p.m.
FEB. 26	ROBERT MORRIS*	7 P.M.
FEB. 28	FAIRLEIGH DICKINSON*	7 P.M.

Home Games in **BOLD & CAPS**

TV Coverage listed in ()

* indicates Northeast Conference game

All Times are Eastern

Game 10

SAINT FRANCIS (4-5, 1-1)

at Iona (3-5, 0-2 MAAC)

Sunday, December 14, 2008 ♦ 2 p.m.

Hynes Athletic Center ♦ New Rochelle, N.Y.

Radio: The EDGE 1400 AM (Loretto); 850 AM (Johnstown)

Webstream: www.goRedFlash.com and www.edge1400.com

Radio Announcers: Joe Vesnesky and Bob Volkert



Saint Francis University

Head Coach: Don Friday
 Alma Mater: Lebanon Valley, 1990
 At SFU: 3-5, 0-1 NEC/1st Season
 Career: 86-54/6th Season

SFU PPG: 59.9
 OPP's PPG: 68.8
 FG Pct: 41.6
 FG Pct. Defense: 44.4



Iona College

Head Coach: Kevin Willard
 Alma Mater: Pittsburgh
 At Iona: 15-25/2nd Season
 Career: 15-25/2nd Season

Iona PPG: 63.9
 OPP's PPG: 60.6
 FG Pct: 42.3
 FG Pct. Defense: 40.5

⇒ **Next Up:** After playing nine games in 23 days to start the season, the Red Flash enjoyed seven days off in preparation for final exams and their next opponent - Iona. Saint Francis will travel to New Rochelle, N.Y. to take on the Gaels in a 2 p.m. scheduled contest on Sunday. The Red Flash head into the match-up with a little momentum, having won four of their last six games. SFU is coming off a 69-65 victory over St. Francis-NY, the team's first conference win of the season, in front of a regionally televised audience on MSG and FSN-Pittsburgh.

⇒ **Sizing Up The Gaels:** Iona is 3-5 on the young season with wins against Hampton, Valparaiso and Long Island. The Gaels have lost games against Wisconsin (in overtime), Southern Miss, Robert Morris, Marist and Fairfield. They won their last game against Long Island, 68-61 on Wednesday night. The

Saint Francis Projected Starters

No.	Name	Yr.	Pos.	Ht.	Wt.	PPG	RPG	APG	Last Game/Conf. Rank or Notes
15	Cale Nelson	Sr.	G	5-10	180	7.7	2.1	4.0	3rd in NEC in assist-to-turnover ratio
3	Marquis Ford	Sr.	G	5-10	175	10.2	3.6	2.4	63.6 FG% over last 4 games
1	Devin Sweetney	Jr.	F	6-6	180	14.4	7.9	0.4	9th in the NEC in ppg, 4th in rpg
54	Kurt Hoffman	Jr.	F	6-6	210	4.3	4.0	0.3	60.0 FG%, 4 blocks
13	Mislav Jukic	Jr.	F	6-7	220	10.1	6.2	0.7	54.4 FG% over last 7 games

TEAM INFORMATION

Conference:Northeast
 Home Court:DeGol Arena
in the Maurice Stokes Athletics Center
 Capacity:3,500
 2007-08 Record:6-23
 2007-08 NEC Record / Finish:4-14, T8th
 Letterwinners Returning / Lost:11 / 2
 Starters Returning / Lost:3 / 2
 Newcomers:2

ATHLETIC COMMUNICATIONS

Director / Men's Basketball Contact: ...Bob Volkert
PO Box 600
Loretto, Pa. 15940
 E-mail:rvolkert@francis.edu
 Office:814-472-3128
 Cell (Media Use ONLY):814-330-6281
 Fax:814-472-3196
 Assistant Director:Ashley Bailey
 Assistant Office:814-472-3916
 Website:www.goRedFlash.com

PROGRAM HISTORY

First Season of Varsity Competition:1905-06
 All-Time Basketball Record: ...872-933 (96th season)
 Years in NCAA Tournament / Last:1 / 1990-91
 Last Post-Season Opponent:Arizona
 Result:Arizona 93, Saint Francis 80
 NIT Years (record) / Last:3 (3-4) / 1957-58

RADIO INFORMATION

Radio Station:Red Flash Sports Radio Network
 Flagship:The EDGE WWGE 1400 AM (Loretto)
 Network: ...The EDGE WKGE 850 AM (Johnstown)
 Listen on the Web:www.edge1400.com
 Play-by-Play:Joe Vesnesky (30th season)
 Color Commentator:Bernie Jubeck (6th season)

MEDIA SERVICES

Don Friday Interviews

Media members wishing to arrange an interview with head coach Don Friday are asked to contact Bob Volkert in the SFU Athletic Communications office. Times can be arranged before or after practice, but must be scheduled in advance.

Player Interviews

Media members wishing to arrange an interview with an SFU player must contact Bob Volkert in the SFU Athletic Communications office. It is asked that at least 48 hours prior notice is given in order to arrange the interview, and it must occur in a fashion that does not interfere with the student-athlete's academic schedule.

Post-Game Interviews

The SFU locker room is closed to the media.

During games at DeGol Arena, a member of the SFU Athletic Communications office will collect player interview requests towards the end of the second half. Following the NCAA's recommended cooling-off period, head coach Don Friday and SFU players will address the media in the post-game media room.

On the road, interviews will be conducted outside the locker room unless an interview area is provided.

COACHING STAFF

Head Coach: Don Friday (Lebanon Valley, '90) - 1st Season
Assistant Coach: Abe Badmus (Bucknell, '07) - 1st Season
Assistant Coach: Doug Kraft (Millersville, '89) - 1st Season
Assistant Coach: Rob Krimmel (Saint Francis '00) -9th Season
Head Graduate Manager: David Marshall (Susquehanna, '08) 1st Season

Iona Projected Starters

No.	Name	Yr.	Pos.	Ht.	Wt.	PPG	RPG	APG	Last Game/Conf.	Rank or Notes
1	Kashif Pratt	So.	G	6-4	185	7.0	2.0	0.9		Team-high 55 FG attempts
3	Scott Machado	Fr.	G	6-1	180	7.1	2.5	2.6		Team-high 13 steals
11	Milan Prodanovic	Jr.	G	6-1	180	6.6	1.3	1.8		41.9 percent from the field
21	Alejo Rodriguez	So.	F	6-8	235	2.3	2.5	0.0		5 blocks second on team
30	Jonathan Huffman	Jr.	F-C	7-0	235	5.8	3.4	0.4		18-of-51 (35.3%) on FG attempts

Blackbirds are the only common opponent that both teams have played. Iona, which sports a 1-1 home record, averages 63.9 ppg and gives up 60.6 ppg. The Gaels have shot 42.3 percent from the field, but just 29.1 percent from outside the arc. They are holding opponents to 40.5 percent shooting from the field, and 28.7 percent from long distance. Gary Springer is the only Iona player averaging double digits (12.7 ppg) in scoring. However, nine Gaels are averaging better than 5.3 ppg. Springer is also the team's leading rebounder (6.0 rpg) and shot blocker (8). He has made 59.1 percent of his field goal attempts. Rashon Dwight and Scott Machado have 23 and 21 assists, respectively.

⇒ **The Series/Last Meeting:** Iona owns an 8-6 advantage in the series against the Red Flash, which dates back to 1949-50. The teams played each other 12 times from 1949-50 until 1980-81, but have played just twice since. The Gaels shot 58.6 percent in the second half to turn a 35-33 lead at the break into a 76-66 victory last season at DeGol Arena. Cale Nelson had 15 points and 4 assists, and Marquis Ford added 13 points and 3 assists in the game.

⇒ **Looking Ahead:** The Red Flash will play their final game before the Christmas break when they travel to St. Bonaventure on Wednesday night. The Bonnies are 4-3 on the season.

⇒ **Tough Match-Up Defense:** Saint Francis has alternated from a man-to-man defense to a match-up zone during the course of the season, and the system is paying huge dividends. The Red Flash have won four of their last six games by focusing on defense. They have held five of the six opponents to 65 points-or-less, including four straight opponents, which marks the first time since the 2001-02 season in which an SFU team has held four consecutive opponents to 65 points-or-less in the same season. (SFU held five straight opponents to 65-or-fewer points during the last three games of 2003-04, and the first two games of 2004-05). Saint Francis is 40-21 (.656 winning percentage) since the start of the 2002-03 season when holding opponents to 65 or fewer points in a game.

⇒ **Improved Shooting:** The Red Flash have been shooting the basketball with better efficiency over the last five games (48.4%), and put up field goal percentages of 51.0% and 60.5% in wins at Youngstown State and Morgan State, respectively. Being that SFU attempted just 38 shots at Morgan State, shot selection has been a key factor in the team's shooting efficiency. The last time

Saint Francis shot 50 percent or better in back-to-back games was Jan. 23 and Jan. 25, 2007, against Robert Morris and Monmouth, respectively. SFU made just 31 total field goals in its first two games, while shooting 30.0 percent. The Red Flash were held to below 40% shooting in three of their first four games of the season, but have shot 40.5% or better in the last five games.

⇒ **Struggles At The Line:** Despite some recent struggles at the free throw line, Saint Francis continues to lead the Northeast Conference in efficiency at the stripe. The Red Flash have made 132-of-174 free throw attempts for a league-leading 75.9 percent clip. Only two other NEC teams are shooting better than 68.0 percent. However, SFU has struggled at the charity stripe over the past four games. The Red Flash have made 45-of-71 attempts for a 63.4 percent success rate.

⇒ **A Positive In The Negative:** Saint Francis' opponents had even or positive assist-to-turnover ratios in five of the first seven games this season. But the Red Flash defense held their two NEC opponents to assist-to-turnover ratios well into negative territory. Long Island had eight assists

and 15 turnovers, while St. Francis-NY also had eight assists to go with 12 turnovers.

⇒ **A Sweet Beginning:** Junior Devin Sweetney is off to the best start of his career as he has led the team in scoring six times and has led the team in rebounding seven times. With 14.4 ppg and 7.9 rpg averages, Sweetney is above his career averages of 11.8 ppg and 6.3 rpg entering the 2008-09 season.

⇒ **President-Elect Hoffman:** Junior forward Kurt Hoffman was recently elected as Saint Francis' next President of the Student-Athlete Advisory Committee. He will officially take over the post at the beginning of the spring semester, and will serve as President during the 2009 calendar year. As President of SAAC, Hoffman is the lead voice of SFU's student-athletes, and oversees student-athlete welfare issues.

⇒ **We're Going Streaking:** Junior Devin Sweetney has played in, and started, 67 consecutive games for the Red Flash. It is the longest such streak for Saint Francis. Senior Cale Nelson has also played in 67 straight games, and has

BY ELIGIBILITY	
Seniors (5):	Marquis Ford; Kyle Jackson; Cale Nelson; Steve Profeta; Grant Surprenant
Juniors (5):	Kurt Hoffman; Mislav Jukic; Cedric Latimer; Chris McFarland; Randy Spaid; Devin Sweetney
Sophomores (1):	Sorena Orandi
Freshmen (1):	Curtis Keys

PRONUNCIATIONS	
Marquis Ford	Mar-KEECE Ford
Mislav Jukic	MEE-slav U-kick
Sorena Orandi	So-RAH-nah O-REN-day
Steve Profeta	Pro-FET-ah
Grant Surprenant	Su-PURR-not

2008-09 SFU NUMERICAL ROSTER

NO.	NAME	YR.	POS.	HT.	WT.	HOMETOWN / HIGH SCHOOL
1	Devin Sweetney**	Jr.	G/F	6-6	180	Washington, D.C. / Riverdale Baptist
2	Chris McFarland**	Jr.	G	6-0	180	Montgomery Village, Md. / Riverdale Baptist
3	Marquis Ford***	Sr.	G	5-10	175	St. Petersburg, Fla. / St. Petersburg
5	Curtis Keys	Fr.	G	6-2	170	Reston, Va. / South Lakes
13	Mislav Jukic**	Jr.	F	6-7	220	Zagreb, Croatia / Life Center Academy (NJ)
14	Sorena Orandi*	So.	G	6-1	180	Vastra Frolunda, Sweden / Solebury Prep
15	Cale Nelson***	Sr.	G	5-10	180	Newville, Pa. / Big Spring
21	Randy Spaid**	Jr.	F/C	6-8	200	Portage, Pa. / Portage
30	Grant Surprenant***	Sr.	G	6-5	180	Palatine, Ill. / Palatine
33	Kyle Jackson**	Sr.	G	6-3	175	Bolingbrook, Ill. / Plainfield Central
40	Cedric Latimer	Jr.	F	6-6	220	Los Angeles, Calif. / Windward
43	Steve Profeta***	Sr.	G	6-5	180	Carnegie, Pa. / Chartiers Valley
54	Kurt Hoffman**	Jr.	F	6-6	210	Johnstown, Pa. / Greater Johnstown

Saint Francis / Iona Statistical Comparison

STATISTIC	SFU	IONA
Record	4-5	3-5
RPI	219	242
Scoring Offense	60.9	63.9
Scoring Defense	68.3	60.6
Scoring Margin	-7.4	+3.3
Free Throw Percentage	.759	.688
Field Goal Percentage	.419	.423
Field Goal Percentage Defense	.440	.405
3-Point Field Goal Percentage	.326	.291
3-Point Field Goal Percentage Defense	.368	.287
Rebounding Offense	34.2	32.2
Rebounding Defense	32.9	33.9
Rebounding Margin	+1.3	-1.6
Blocked Shots	1.6	3.1
Assists	11.0	11.5
Steals	5.6	6.3

started the last 42.

⇒ **Back in the Saddle:** Senior Marquis Ford has improved in several key categories from his 2007-08 numbers. After leading the NEC with a 51.0 percent success rate from outside the arc in 2006-07, Ford struggled last season. It appears the fourth-year player has reverted back to his old form. Ford is averaging 10.2 ppg and 3.6 rpg, and is tied for first on the team with 10 steals and second with 22 assists. He is 12-of-25 from downtown for a 48.0 percent success rate, which ranks sixth in the NEC. Overall, Ford ranks seventh in the Northeast Conference by shooting 52.3 percent (34-of-65) from the field. He has made 21-of-33 field goal attempts (63.6 percent) over the past four games.

⇒ **The 800 Club:** Junior Devin Sweetney scored a career high 25 points, and tied career highs with 8 field goals, 17 field goals attempted and 2 blocks on Nov. 20th, against Duquesne. The Washington, D.C. native scored his 700th career point by making a pair of free throws to give the Red Flash an early 2-0 lead against the Dukes. Sweetney tallied his 800th career point, most of any player on the SFU roster, on Dec. 6 against St. Francis-NY. He also has a team-best 812 career points and 438 career rebounds. Sweetney is on pace to become just the 14th player in school history to record 1,000 points and 650 points during their careers.

⇒ **Inside Presence:** Junior Mislav Jukic has begun to make his presence felt in the low post for the Red Flash in 2008-09. After nine games, he has scored 91 points (10.1 ppg), which is already a career high. His 56 rebounds (6.2 rpg) are also a career high. Jukic made 8-of-10 from the field and scored a career-high 19 points in SFU's thrilling overtime victory over Bucknell on Nov. 22. He then recorded his first career double-double with 15 points and a career-high 11 rebounds in a victory at Youngstown State on Nov. 29. Coming into the 2008-09 season, Jukic was averaging 2.1 ppg and 1.1 rpg.

⇒ **Same Names, New Numbers:** Several Red Flash returnees will be sporting new numbers this season. Marquis Ford switched from No. 11 to No. 3; Kurt Hoffman changed from No. 45 to his old high school No. 54; Mislav Jukic changed his number from 35 to 13; Chris McFarland will wear No. 2 in lieu of No. 20; and Randy Spaid will now wear No. 21 instead of No. 40.

⇒ **On The Tube:** Saint Francis will appear on regional television three times this season, including last Saturday's game against St. Francis-NY, at DeGol Arena. The game was televised live on MSG Network and WWCP-Fox8 (Johnstown) at Noon. The game was also televised to a tape delayed audience on FSN-Pittsburgh later that evening at 8 p.m.

Saint Francis versus St. Francis-NY will again be televised on the same two

RED FLASH WHEN...

SFU RECORD BY STARTING LINEUP	
Ford, Jackson, Jukic, Nelson, Sweetney	1-0
Ford, Hoffman, Jukic, Nelson, Sweetney	2-1
Ford, Jukic, Nelson, Profeta, Sweetney	1-3
Ford, Hoffman, Nelson, Spaid, Sweetney,	0-1

SFU DOUBLE-FIGURE GAMES

Points	Sweetney (8), Ford (6), Jukic (5), Nelson (2), Surprenant (1)
Rebounds	Sweetney (3), Jukic (1)
Double-Doubles	Sweetney (3), Jukic (1)

Saint Francis Record... All NEC

At home	2-2	1-1
On road	2-3	0-0
Leading or tied at halftime	3-0	0-0
Trailing at halftime	1-5	1-1
Shoot 50% or higher	2-0	0-0
Shoot less than 50%	2-5	1-1
Shoot higher % than opponent	4-0	1-0
Shoot lower % than opponent	0-5	0-1
Opp. shoot worse than 50%	4-3	1-1
Opp. shoot 50% or higher	0-2	0-0
Score less than 60 points	0-4	0-1
Score 60-70 points	4-0	1-0
Score 71-80 points	0-1	0-0
Score 81-90 points	0-0	0-0
Score 91-plus points	0-0	0-0
Opp. score 50 points or less	0-0	0-0
Opp. score 51-60 points	1-0	0-0
Opp. score 61-70 points	3-2	1-0
Opp. score 71-80 points	0-1	0-1
Opp. score 81-90 points	0-2	0-0
Opp. score 91-plus points	0-0	0-0
Outrebound opponent	4-2	1-0
Outrebounded by opponent	0-3	0-1
Equal number of rebounds	0-0	0-0
Commit fewer turnovers than opp.	1-1	1-1
Commit same turnovers as opp.	0-0	0-0
Commit more turnovers than opp.	3-4	0-0
Make 8 or more 3-pointers	1-1	0-0
Make 7 or fewer 3-pointers	3-4	1-1
Games decided by 3 or fewer points	1-0	0-0
Game decided by 4-10 points	3-1	1-0
Overtime games	1-0	0-0
On Television	2-1	1-0
Games vs. ranked opp.	0-0	0-0
Games following a loss	3-2	1-0
Games following a win	1-2	0-0
More points in paint than opp.	4-1	1-0
Fewer or same points in paint	0-4	0-1
More bench points than opp.	1-2	0-0
Fewer or same bench points than opp.	3-3	1-1
More 2nd chance points than opp.	1-2	1-0
Fewer or same 2nd chance points	3-3	0-1
On Sunday	0-0	0-0
On Monday	1-2	0-0
On Tuesday	0-0	0-0
On Wednesday	0-0	0-0
On Thursday	0-2	0-1
On Friday	0-1	0-0
On Saturday	3-0	1-0
Day Games	1-0	1-0
Night Games (5 p.m. or later start)	3-5	0-1

stations play in Brooklyn, New York, on Jan. 24. That contest will broadcast live on both MSG and FSN-Pittsburgh at 4 p.m.

Saint Francis' final televised game of the season will be on Feb. 7 at Wagner. The game will air live on MSG at 4 p.m. that day, while it will be shown on tape delay at 9 p.m. on Feb. 9, on FSN-Pittsburgh.

⇒ **Preseason Polls:** The Red Flash were selected by Northeast Conference coaches to finish 11th in the league in 2008-09. Saint Francis completed last season in a four-way tie for eighth place, just one game out of an NEC Tournament berth. The Red Flash are looking to make the NEC Tournament for the first time since 2004-05.

⇒ **New Faces:** Junior Cedric Latimer and freshman Curtis Keys are new faces on the Red Flash roster this season. However, neither player will participate in 2008-09. Latimer, a transfer from Santa Clara, will sit out in compliance with NCAA transfer rules. Keys will take the year off to concentrate on academics.

⇒ **Joe Vesnesky Returns:** Long-time "Voice" of the Red Flash, Joe Vesnesky, returns for his 30th season in Loretto. Don Friday will be the sixth Saint Francis head coach in which he will cover, and he will cover SFU athletics under his sixth U.S President. Vesnesky's partner, Bernie Jubeck, will be the color commentator at all home games, and select road games.

⇒ **Tickets For Games at DeGol Arena:** Tickets for basketball games held at DeGol Arena can be purchased by calling 814-472-3286. General admission tickets are \$7.00 for adults, and \$4.00 for students/children (12 and under). Season ticket prices are as follows: Reserved chairback seats \$100; General Admission Adult \$65; General Admission Student/Children \$40.

⇒ **Schedule Changes:** In case you missed it, Saint Francis' contest vs. Duquesne has been changed from Dec. 19 to a 7 p.m. start on Thurs., Nov. 20, at DeGol Arena. Also, the Red Flash game versus CCSU on Jan. 17 has been moved from 7 p.m. to 4 p.m.

⇒ **Bettwy Creative Artwork:** Saint Francis Athletics and Bettwy Creative Studio are teaming up in 2008-09 to bring Red Flash fans personalized artwork into their homes and offices. Bill Bettwy will attend various games throughout the year, beginning with the Nov. 22 game against Bucknell. Bring photos or digital images, or have Bill take photos on site, to have them blown up on a large color poster. More details will be available as the season progresses.

The Last Time Saint Francis...

Scored 100 points:2/28/94 vs. Long Island (W, 103-79)
Scored 100 points in NEC:2/28/94 vs. Long Island (W, 103-79)
Gave up 100 points:12/9/06 at Sacred Heart (L, 103-91)
Scored under 50 points:11/17/08 at American (L, 67-46)
Scored under 50 in NEC:1/16/08 at Mount St. Mary's (L, 56-44)
Held opponent under 50 points:1/22/05 vs. Wagner (W, 63-45)
Held NEC opponent under 50 pts:1/22/05 vs. Wagner (W, 63-45)
Beat a Top-10 Team:unknown
Beat a No. 1 Team:Never
Were ranked in the Top-10:unknown
Played an OT game:11/22/08 vs. Bucknell (W, 69-59 OT)
Won an OT game:11/22/08 vs. Bucknell (W, 69-59 OT)
Lost at home:12/4/08 vs. Long Island (73-58)
Lost an NEC game at home:12/4/08 vs. Long Island (73-58)
Best home record at DeGol Arena:17-1, 1990-91
Sold out DeGol Arena:3/6/91 vs. Fordham (W, 70-64)
Shot 60% or better12/1/08 at Morgan State (.605)
Shot 50-59.9%:11/29/08 at Youngstown State (.510)
Shot under 30%:11/14/08 at Texas Tech (.259)
Shot under 35%:11/17/08 at American (.347)
Shot 100% FT:unknown
Had 40 or more rebounds:11/22/08 vs. Bucknell (42)
Had 50 or more rebounds:11/9/05 vs. Bethune-Cookman (55)
Won/Lost on a Buzzer Beater:12/22/06 vs. Duquesne (L, 72-71)

⇒ **New Faces For 2009-10:** Head coach Don Friday announced the first two signees of his first recruiting class at Saint Francis. Ronald Johnson and Umar Shannon will join the Red Flash for the 2009-10 season upon graduation from high school. Johnson is a 6-8, 215-pound forward from Gettysburg. He averaged 10.0 ppg, 12.0 rpg and 2.0 apg as a junior. Shannon tallied 16.9 ppg, 5.3 apg, 3.7 rpg and 2.3 spg at Atlantic City (N.J.) High School.

⇒ **All-American Success:** Saint Francis has long been known for its reputation as a top university around the country, but it is not widely known that 33 current or former student-athletes have been honored for their success in and out of the classroom. SFU has had 33 all-time *ESPN The Magazine* Academic All-Americans, as voted on by members of CoSIDA. Saint Francis had three student-athletes receive the prestigious honor in 2007-08. The Red Flash men's basketball team has had five *ESPN The Magazine* Academic All-Americans, including current assistant coach Rob Krimmel and former Dallas Maverick Mike Iuzzolino, who were both two-time honorees. Iuzzolino was the *ESPN The Magazine* Academic All-American of the Year in 1991.

Saint Francis Records Watch

SAINT FRANCIS 1,000-POINT SCORERS

1. Joe Anderson (87-91)	2,301
2. Maurice Stokes (51-55)	2,282
3. Jeff Hamilton (81-85)	1,810
4. Kevin Porter (68-72)	1,766
5. Darshan Luckey (02-05)	1,699
6. Sandy Williams (61-64)	1,546
7. Harkeem Dixon (87-90, 92)	1,458
8. Greg Jacobs (83-87)	1,457
9. Norm Van Lier (66-69)	1,410
10. Frank Puschauer (53-57)	1,371
11. Wilbur Trosch (57-60)	1,361
12. Nick Leasure (75-79)	1,360
13. Len Murray (64-68)	1,323
14. Mike Iuzzolino (89-91)	1,346
15. Larry Lewis (66-69)	1,293
16. John Hilvert (87-91)	1,292
17. Deon George (90-94)	1,288
18. Eric Taylor (94-98)	1,287
19. Charlie Kates (77-81)	1,213
20. Joe Hazinsky (68-72)	1,187
21. Calvin Fowler (59-62)	1,179
22. Clarence Hopson (71-74)	1,148
23. Jim McClellan (54-58)	1,140
24. Terrence Martin (93-97)	1,130
25. Joe Aston (57-60)	1,128
26. John Bodner (48-52)	1,125
27. Bill Coyle (63-67)	1,097
28. Rob Wooster (92-96)	1,085
29. Joe Schoen (77-81)	1,076
30. Bill Wanish (48-51)	1,064
31. Ed Winters (59-62)	1,063
32. Napoleon Lightning (81-85)	1,060
33. Rahaan Benton (01-06)	1,045
34. Bob Convey (77-81)	1,036
35. Jason Roberts (92-96)	1,017
35. Bob Nichols (72-76)	1,017
37. Ed W. Dugan (50-54)	1,003

CURRENT PLAYERS CAREER POINTS

Devin Sweetney (2006-present)	812
Marquis Ford (2005-present)	648
Cale Nelson (2004-present)	637
Grant Surprenant (2005-present)	475
Steve Profeta (2005-present)	269
Mislav Jukic (2006-present)	178
Kurt Hoffman (2006-present)	130
Kyle Jackson (2006-present)	60
Chris McFarland (2006-present)	55
Sorena Orandi (2007-present)	47
Randy Spaid (2006-present)	29

SAINT FRANCIS ALL-TIME REBOUNDING LEADERS

1. *Maurice Stokes (51-55)	1,819
2. Larry Lewis (66-69)	1,324
3. Jim McClellan (54-58)	1,002
4. Eric Taylor (94-98)	967
5. Joe Schoen (77-81)	942
6. Wilbur Trosch (57-60)	875
7. Sandy Williams (61-64)	833
8. Joe Aston (57-60)	831
9. Mike Copeland (68-71)	830
10. Don Falenski (55-59)	797
11. Norm Van Lier (66-69)	769
12. Frank Puschauer (53-57)	713
13. Jeff Hamilton (81-85)	711
14. Joe Anderson (87-91)	666
15. Charlie Kates (77-81)	665
16. William Saller (52-56)	653

* - Does not include Stokes' freshman year because rebounding statistics were not kept until 1952-53.

CURRENT PLAYERS CAREER REBOUNDS

Devin Sweetney (2006-present)	438
Marquis Ford (2005-present)	225
Kurt Hoffman (2006-present)	141
Cale Nelson (2004-present)	140
Steve Profeta (2005-present)	133
Grant Surprenant (2005-present)	107
Mislav Jukic (2006-present)	100
Kyle Jackson (2006-present)	52
Chris McFarland (2006-present)	36
Sorena Orandi (2007-present)	16
Randy Spaid (2006-present)	13

SAINT FRANCIS ALL-TIME ASSISTS LEADERS

1. Napoleon Lightning (81-85)	589
2. Jamal Ragland (97-01)	488
3. Bob Convey (77-81)	440
3. Greg Jacobs (83-87)	440
5. Jack Phelan (73-77)	353
6. Garrett Farha (04-06)	323
6. Don Graham (75-79)	323

CURRENT PLAYERS CAREER ASSISTS

Cale Nelson (2004-present)	270
Marquis Ford (2005-present)	254
Devin Sweetney (2006-present)	103
Steve Profeta (2005-present)	63
Grant Surprenant (2005-present)	45
Chris McFarland (2006-present)	31
Kurt Hoffman (2006-present)	25
Mislav Jukic (2006-present)	15
Sorena Orandi (2007-present)	15
Kyle Jackson (2006-present)	15
Randy Spaid (2006-present)	1

SAINT FRANCIS ALL-TIME BLOCKS LEADERS

1. Melvin Scott (1996-01)	137
2. Jerry Mack (1985-89)	109
3. Emmanuel Adekunle (1994-98)	105
4. Lou Schmitt (1980-84)	77
5. Reggie Lewis (1989-94)	74
6. Jason Osborne (2001-05)	71
7. Tom Bennetch (1987-91)	61
8. Jelani Lawrence (2005-07)	59
8. Mike Fink (1989-92)	59
10. Bassirou Dieng (2006-present)	58
11. Jeff Hamilton (1981-85)	52

CURRENT PLAYERS CAREER BLOCKS

Devin Sweetney (2006-present)	22
Kurt Hoffman (2006-present)	19
Steve Profeta (2005-present)	14
Mislav Jukic (2006-present)	9
Grant Surprenant (2005-present)	7
Marquis Ford (2005-present)	4
Kyle Jackson (2006-present)	2
Chris McFarland (2006-present)	2
Cale Nelson (2004-present)	1
Randy Spaid (2006-present)	1
Sorena Orandi (2007-present)	0

TEXAS TECH 81, SAINT FRANCIS 47

Nov. 14, 2008 | Lubbock, Texas

St. Francis 47 • 0-1

#	Player	Total			3-Ptr			Rebounds			PF	TP	A	TO	Bk	Stl	Min
		FG	FGA	FT	FTA	Off	Def	Tot									
01	SWEETNEY, Devin	f	3-11	2-4	3-4	2	7	9	3	11	1	4	0	1	25		
54	HOFFMAN, Kurt	f	0-2	0-0	0-0	0	4	4	0	1	2	0	0	19			
21	SPAUD, Randy	c	0-2	0-0	0-0	0	1	1	2	0	0	0	1	11			
03	FORD, Marquis	g	2-5	2-4	5-6	0	4	10	11	2	3	0	2	27			
15	NELSON, Cale	g	3-8	2-5	0-0	0	2	2	1	8	2	3	0	35			
02	McFARLAND, Chris	g	1-1	0-0	0-0	2	1	3	3	2	0	3	0	10			
13	JUKIC, Mislav	g	4-10	0-0	2-2	1	4	5	2	10	0	1	1	20			
14	ORANDI, Sorena	g	0-4	0-0	0-0	0	1	1	1	0	1	1	0	7			
30	SURPRENANT, Grant	g	1-7	1-5	0-0	0	1	1	1	3	0	0	0	15			
33	JACKSON, Kyle	g	0-1	0-0	0-0	1	1	2	2	0	0	3	0	13			
43	PROFETA, Steve	g	0-3	0-3	2-2	2	1	3	3	2	2	0	0	18			
Team						1	2	3									
Totals			14-54	7-21	12-14	9	26	35	20	47	8	23	1	7	200		

FG % 1st Half: 8-22 36.4% 2nd half: 6-32 18.8% Game: 14-54 25.9%
 3FG % 1st Half: 4-9 44.4% 2nd half: 3-12 25.0% Game: 7-21 33.3%
 FT % 1st Half: 4-4 100.0% 2nd half: 8-10 80.0% Game: 12-14 85.7%

Deadball Rebounds 2

Texas Tech 81 • 1-0

#	Player	Total			3-Ptr			Rebounds			PF	TP	A	TO	Bk	Stl	Min
		FG	FGA	FT	FTA	Off	Def	Tot									
05	Roberts, D'waly	f	1-2	0-0	2-4	1	2	3	2	4	1	1	0	1	20		
31	Cohadarevic, Darko	f	1-2	0-1	2-2	0	2	2	1	4	0	2	0	1	12		
20	Voskuil, Alan	g	3-7	2-6	0-0	1	2	3	0	8	2	0	0	23			
21	Roberson, John	g	4-8	0-1	5-6	0	5	5	0	13	5	3	0	29			
23	Okorie, Nick	g	6-12	4-6	0-0	1	0	1	1	16	2	2	0	19			
02	Craig, Rogdrick	g	0-3	0-0	0-0	0	1	1	0	0	1	0	0	9			
03	Graham, Tyree	g	2-5	0-1	2-2	0	3	3	2	6	1	1	0	17			
04	Ray, Corbin	g	1-3	0-0	0-0	2	1	3	1	2	0	0	0	7			
10	Dunn, Wally	g	2-3	1-2	0-0	0	1	1	0	5	0	0	0	8			
15	Lewandowski, Robert	g	1-3	0-0	0-0	1	2	3	2	2	0	2	1	0			
24	Cook, Trevor	g	4-7	2-3	0-0	2	1	3	2	10	0	1	1	15			
30	Prince, Michael	g	2-2	0-0	1-2	1	4	5	1	5	1	1	0	12			
32	Singletary, Mike	g	2-4	0-0	2-2	2	3	5	1	6	1	1	0	13			
41	Suljagic, Damir	g	0-1	0-0	0-0	0	1	1	2	0	1	1	0	8			
Team						0	3	3									
Totals			29-62	9-20	14-18	11	31	42	15	81	15	15	4	7	200		

FG % 1st Half: 16-31 51.6% 2nd half: 13-31 41.9% Game: 29-62 46.8%
 3FG % 1st Half: 6-12 50.0% 2nd half: 3-8 37.5% Game: 9-20 45.0%
 FT % 1st Half: 5-6 83.3% 2nd half: 9-12 75.0% Game: 14-18 77.8%

Deadball Rebounds 0

Officials: Hal Lusky, Randy Heimerman, Henry Howard
 Technical fouls: St. Francis-None, Texas Tech-None.
 Attendance: 5961

Score by periods	1st	2nd	Total
St. Francis	24	23	47
Texas Tech	43	38	81

	In	Off	2nd	Fast	Bench
Points	14	5	7	0	17
SRU	28	25	14	8	36

Last FG - SFU 2nd-02:22, T2nd-00:45.
 Largest lead - SFU by 61st-19:17TT by 35 2nd-08:02.
 Score tied - 1 time.
 Lead changed - 3 times.

AMERICAN 67, SAINT FRANCIS 46

Nov. 17, 2008 | Washington, D.C.

SFU 46 • 0-2

#	Player	Total			3-Ptr			Rebounds			PF	TP	A	TO	Bk	Stl	Min
		FG	FGA	FT	FTA	Off	Def	Tot									
01	SWEETNEY, Devin	*	2-12	0-5	1-2	1	3	4	1	5	0	4	0	0	32		
03	FORD, Marquis	*	3-7	1-2	0-0	2	1	3	0	7	3	2	0	2	31		
13	JUKIC, Mislav	*	1-10	0-0	2-2	3	4	7	3	4	2	3	1	0	33		
15	NELSON, Cale	*	3-5	2-4	0-0	1	2	3	3	8	1	1	0	1	28		
43	PROFETA, Steve	*	3-5	2-4	0-0	0	0	0	0	4	8	0	1	0	17		
02	McFARLAND, Chris	*	1-3	0-0	0-0	0	1	1	1	2	0	1	0	0	12		
14	ORANDI, Sorena	*	0-0	0-0	0-0	0	0	0	0	0	0	0	0	0	2		
21	SPAUD, Randy	*	0-0	0-0	0-0	0	0	0	0	0	0	0	0	0	2		
30	SURPRENANT, Grant	*	0-1	0-1	0-0	0	0	0	0	0	0	0	0	0	5		
33	JACKSON, Kyle	*	1-2	0-0	2-2	2	3	5	3	4	0	1	0	1	14		
54	HOFFMAN, Kurt	*	3-4	0-0	2-3	3	4	7	2	8	0	2	0	0	24		
Team						1	1	2									
Totals			17-49	5-16	7-9	13	19	32	17	46	7	15	1	4	200		

FG % 1st Half: 8-24 33.3% 2nd half: 9-25 36.0% Game: 17-49 34.7%
 3FG % 1st Half: 1-7 28.6% 2nd half: 3-9 33.3% Game: 5-16 31.3%
 FT % 1st Half: 1-2 50.0% 2nd half: 6-7 85.7% Game: 7-9 77.8%

Deadball Rebounds 2

American 67 • 1-1

#	Player	Total			3-Ptr			Rebounds			PF	TP	A	TO	Bk	Stl	Min
		FG	FGA	FT	FTA	Off	Def	Tot									
14	Gilmore, Brian	*	4-7	0-2	5-5	0	0	0	13	3	1	0	0	32			
15	Borden, Frank	*	0-1	0-1	2-2	0	3	3	2	3	0	1	2	25			
3	Merced, Derrick	*	4-5	1-1	2-3	1	1	2	4	11	4	1	0	2	25		
4	Markusovic, Frane	*	0-0	0-0	0-0	1	2	3	2	0	1	0	1	9			
5	Carr, Garrison	*	10-18	5-12	3-3	0	2	2	3	28	0	0	0	33			
1	Wilson, Matthew	*	0-0	0-0	0-0	0	0	0	0	0	0	0	0	1			
13	Graft, Riley	*	1-1	0-0	0-0	0	0	0	0	2	0	0	0	1			
21	Hendra, Nick	*	1-3	0-1	0-0	0	2	2	0	2	2	0	3	19			
22	Luptak, Steve	*	0-2	0-0	0-0	0	3	3	1	0	1	0	0	15			
32	Lumpkins, Stephen	*	2-4	0-0	1-3	0	3	3	3	5	0	1	2	0	12		
44	Nichols, Jordan	*	2-3	0-0	0-0	2	3	5	1	4	1	2	0	2	28		
Team						0	0	0									
Totals			24-44	6-17	13-16	4	19	23	17	67	14	9	3	11	200		

FG % 1st Half: 13-25 52.0% 2nd half: 11-19 57.9% Game: 24-44 54.5%
 3FG % 1st Half: 1-10 10.0% 2nd half: 5-7 71.4% Game: 6-17 35.3%
 FT % 1st Half: 4-4 100.0% 2nd half: 9-12 75.0% Game: 13-16 81.3%

Deadball Rebounds 0

Officials: Tim Edwards, Tom Fahey, Paul Hlovinen
 Technical fouls: SFU-NELSON, Cale. American-Merced, Derrick.
 Attendance: 2123

Score by periods	1st	2nd	Total
SFU	19	27	46
American	31	36	67

	In	Off	2nd	Fast	Bench
Points	20	8	7	4	14
SFU	28	2	10	13	

Last FG - SFU 2nd-01:57, A2nd-00:03.
 Largest lead - SFU by 1 1st-15:17AU by 25 2nd-02:14.
 Score tied - 1 time.
 Lead changed - 2 times.

DUQUESNE 83, SAINT FRANCIS 72

Nov. 20, 2008 | Loretto, Pa.

Duquesne 83 • 2-0

#	Player	Total			3-Ptr			Rebounds			PF	TP	A	TO	Bk	Stl	Min
		FG	FGA	FT	FTA	Off	Def	Tot									
25	SAUNDERS, Damian	f	5-6	0-1	1-2	3	4	7	4	11	1	3	3	3	19		
00	CLARK, Bill	f	5-10	1-5	1-5	2	4	6	3	12	6	2	0	1	38		
01	JACKSON, Aaron	g	9-15	0-2	2-6	1	3	4	3	20	7	4	0	7	35		
13	DUTY, Jason	g	2-5	1-4	0-0	0	1	1	1	5	1	0	0	1	26		
32	MONTEIRO, B.J.	g	1-3	0-1	1-2	0	2	2	2	3	2	0	0	2	14		
03	EVANS, Eric	g	7-10	1-4	1-3	1	0	1	3	16	1	4	0	1	29		
04	SHERWOOD, Jimmy	g	1-2	1-1	0-2	0	0	0	0	3	3	1	0	0	6		
22	THEIS, David	g	1-3	0-0	0-1	2	2	4	1	2	0	1	2	0	16		
23	BOLDING, Melquan	g	2-4	1-2	1-3	2	3	5	1	6	1	2	0	0	14		
33	PEGGAU, Rodrigo	g	2-2	0-0	1-1	1	0	1	0	5	0	0	0	0	3		
Team						0	1	1									
Totals			35-60	5-20	8-25	12	20	32	18	83	22	17	5	15	200		

FG % 1st Half: 17-29 58.6% 2nd half: 18-31 58.1% Game: 35-60 58.3%
 3FG % 1st Half: 3-10 30.0% 2nd half: 2-10 20.0% Game: 5-20 25.0%
 FT % 1st Half: 5-10 50.0%

LEHIGH 61, SAINT FRANCIS 56

Nov. 24, 2008 | Bethlehem, Pa.

St. Francis (Pa.) 56 • 1-4

#	Player	Total			3-Ptr			Rebounds			PF	TP	A	TO	Bk	Stl	Min
		FG	FGA	FT	FTA	FG	FGA	FT	FTA	Off							
01	SWEETNEY, Devin	f	3-9	1-4	5-6	0	7	7	4	12	0	3	0	1	30		
13	JUKIC, Mislav	f	3-7	0-1	1-3	2	3	5	4	7	1	5	0	0	20		
03	FORD, Marquis	g	1-4	0-1	3-4	0	4	4	0	5	2	1	0	0	20		
15	NELSON, Cale	g	2-5	1-3	0-0	0	2	2	3	5	1	1	0	0	26		
43	PROFETA, Steve	g	1-2	1-2	0-0	0	2	3	0	0	0	0	0	0	17		
02	McFARLAND, Chris	g	0-0	0-0	0-0	0	0	0	1	0	0	3	0	0	6		
14	ORANDI, Sorena	g	2-3	0-0	5-5	1	1	2	4	9	1	1	0	0	16		
21	SPAUD, Randy	g	3-3	0-0	1-1	1	2	3	1	7	0	0	0	0	10		
30	SURPRENANT, Grant	g	1-1	1-1	0-0	0	1	1	2	3	0	1	0	0	14		
33	JACKSON, Kyle	g	0-4	0-2	2-2	1	1	2	2	1	1	0	0	0	19		
54	HOFFMAN, Kurt	g	1-4	0-1	1-2	2	1	3	2	3	1	0	0	0	22		
Team						1 2 3											
Totals			17-42	4-15	18-23	8	24	32	25	56	7	17	0	6	200		

FG % 1st Half: 8-21 38.1% 2nd half: 9-21 42.9% Game: 17-42 40.5%
 3FG % 1st Half: 4-13 30.8% 2nd half: 0-2 0.0% Game: 4-15 26.7%
 FT % 1st Half: 2-4 50.0% 2nd half: 16-19 84.2% Game: 18-23 78.3%

Deadball Rebounds 3

Lehigh 61 • 3-1

#	Player	Total			3-Ptr			Rebounds			PF	TP	A	TO	Bk	Stl	Min
		FG	FGA	FT	FTA	FG	FGA	FT	FTA	Off							
10	Carrington Zahir	f	4-10	0-0	4-11	2	6	8	4	12	0	3	1	1	27		
42	Anderson, Phil	f	2-3	2-2	0-0	0	1	1	3	6	0	1	0	0	13		
01	Hall, Marquis	g	2-11	1-3	3-4	0	4	4	0	8	5	3	0	0	30		
15	Keefer, Rob	g	3-7	1-2	0-0	2	3	5	2	7	0	2	0	0	25		
32	Buchberger Dave	g	3-6	3-4	6-6	1	1	2	2	15	1	0	0	0	26		
04	Adams, John	g	1-3	0-0	0-0	1	2	3	2	2	2	1	0	0	27		
05	Small, Prentice	g	2-3	1-1	2-3	1	1	2	1	7	3	2	0	0	21		
23	Ojo, Michael	g	1-1	1-1	1-2	0	1	1	0	4	0	0	0	0	6		
31	Maneri, Justin	g	0-0	0-0	0-0	0	0	0	2	0	0	0	0	0	5		
33	Gourlay, John	g	0-0	0-0	0-0	0	0	0	2	0	1	1	0	0	7		
35	Szalachowski, Matt	g	0-0	0-0	0-0	1	0	1	0	0	1	1	0	0	13		
Team						0 1 1											
Totals			18-44	9-13	16-26	8	19	27	18	61	13	14	1	7	200		

FG % 1st Half: 10-26 38.5% 2nd half: 8-18 44.4% Game: 18-44 40.9%
 3FG % 1st Half: 6-8 75.0% 2nd half: 3-5 60.0% Game: 9-13 69.2%
 FT % 1st Half: 2-4 50.0% 2nd half: 14-22 63.6% Game: 16-26 61.5%

Deadball Rebounds 4

Officials: Michael Chesney, Jeff Benedict, Steve Weaver
 Technical fouls: St. Francis (Pa.) - None; Lehigh - None.
 Attendance: 814

Score by periods	1st	2nd	Total
St. Francis (Pa.)	22	34	56
Lehigh	28	33	61

	In	Off	2nd	Fast	Bench
Points	Paint	T/O	Chance	Break	
SFU	18	10	7	2	24
LEHIGH	12	16	4	2	13

Last FG - SFU 2nd-00:30, LEHIGH 2nd-03:46.
 Largest lead - SFU by 51st-18:25; LEHIGH by 17th-09:07.
 Score tied - 1 time.
 Lead changed - 1 time.

SAINT FRANCIS 66, YOUNGSTOWN ST. 65

Nov. 29, 2008 | Youngstown, Ohio

Saint Francis (Pa.) 66 • 2-4

#	Player	Total			3-Ptr			Rebounds			PF	TP	A	TO	Bk	Stl	Min
		FG	FGA	FT	FTA	FG	FGA	FT	FTA	Off							
13	JUKIC, Mislav	f	7-12	0-1	1-2	3	8	11	0	15	0	2	1	0	28		
01	SWEETNEY, Devin	g	5-7	1-3	0-1	1	3	4	11	1	1	0	0	0	30		
03	FORD, Marquis	g	5-7	2-3	0-1	0	3	3	1	12	3	2	0	0	31		
15	NELSON, Cale	g	3-10	1-4	2-2	1	2	3	0	9	5	1	0	0	34		
33	JACKSON, Kyle	g	0-2	0-0	2-2	0	1	1	0	2	1	1	0	0	8		
02	McFARLAND, Chris	g	0-0	0-0	0-0	0	0	0	0	0	0	0	0	0	1		
14	ORANDI, Sorena	g	0-2	0-0	0-0	0	0	0	0	2	2	1	0	0	10		
21	SPAUD, Randy	g	0-0	0-0	0-0	0	2	2	0	0	0	1	0	0	8		
30	SURPRENANT, Grant	g	5-8	4-6	0-0	0	1	1	2	14	2	1	0	0	22		
43	PROFETA, Steve	g	0-2	0-0	1-2	4	1	5	4	1	1	1	0	0	12		
54	HOFFMAN, Kurt	g	1-1	0-0	0-0	1	0	1	3	2	1	0	0	0	16		
Team						2 1 3											
Totals			26-51	8-15	6-10	12	22	34	16	66	16	12	2	3	200		

FG % 1st Half: 16-26 61.5% 2nd half: 10-25 40.0% Game: 26-51 51.0%
 3FG % 1st Half: 5-7 71.4% 2nd half: 3-8 37.5% Game: 8-15 53.3%
 FT % 1st Half: 3-4 75.0% 2nd half: 3-6 50.0% Game: 6-10 60.0%

Deadball Rebounds 1

Youngstown State 65 • 1-4

#	Player	Total			3-Ptr			Rebounds			PF	TP	A	TO	Bk	Stl	Min
		FG	FGA	FT	FTA	FG	FGA	FT	FTA	Off							
25	MARTIN, Sirlvester	f	5-18	1-2	0-0	5	4	9	0	11	3	3	0	0	38		
50	LILES, Jack	f	3-6	0-0	2-2	2	3	5	4	8	0	0	2	0	23		
01	MAYS, DeAndre	g	2-7	1-1	1-4	2	3	4	3	6	3	2	0	0	34		
14	BRIGHT, Kelvin	g	2-8	0-3	2-3	2	2	2	1	6	1	0	0	0	26		
44	SULSKIS, Vyatas	g	7-13	4-9	4-6	1	4	5	2	22	4	2	0	0	35		
04	COOKSEY, Vance	g	0-1	0-1	2-2	0	1	1	0	3	0	0	0	0	12		
20	WARD, Ashen	g	3-6	2-3	0-0	0	1	1	1	8	1	0	0	0	13		
21	REBILLOT, Zack	g	0-0	0-0	0-0	0	0	0	0	0	0	0	0	0	1		
32	PARKS, Tom	g	0-0	0-0	0-0	0	0	0	1	0	0	0	0	0	1		
33	BOUDLER, Dan	g	1-1	0-0	0-0	2	0	2	0	2	0	1	1	0	17		
Team						2 2 4											
Totals			23-60	8-19	11-17	17	15	32	12	65	17	7	3	2	200		

FG % 1st Half: 11-27 40.7% 2nd half: 12-33 36.4% Game: 23-60 38.3%
 3FG % 1st Half: 4-9 44.4% 2nd half: 4-10 40.0% Game: 8-19 42.1%
 FT % 1st Half: 5-8 62.5% 2nd half: 6-9 66.7% Game: 11-17 64.7%

Deadball Rebounds 4

Officials: Charles Russell, Jeff Albright, Jeff Spedoko
 Technical fouls: Saint Francis (Pa.) - None; Youngstown State - None.
 Attendance: 1585

Score by periods	1st	2nd	Total
Saint Francis (Pa.)	40	26	66
Youngstown State	31	34	65

	In	Off	2nd	Fast	Bench
Points	Paint	T/O	Chance	Break	
SFU	26	11	3	0	17
YSU	20	6	14	2	12

Last FG - SFU 2nd-00:53, YSU 2nd-00:26.
 Largest lead - SFU by 14 1st-01:45; YSU by 4 1st-15:03.
 Score tied - 3 times.
 Lead changed - 3 times.

SAINT FRANCIS 65, MORGAN STATE 61

Dec. 1, 2008 | Baltimore, Md.

Saint Francis (Pa.) 65 • 2-4

#	Player	Total			3-Ptr			Rebounds			PF	TP	A	TO	Bk	Stl	Min
		FG	FGA	FT	FTA	FG	FGA	FT	FTA	Off							
01	SWEETNEY, Devin	f	7-13	0-2	5-7	0	12	12	3	19	0	5	1	1	34		
13	JUKIC, Mislav	f	2-4	0-0	7-8	0	7	7	4	11	0	3	0	0	29		
54	HOFFMAN, Kurt	f	4-5	0-0	0-1	0	3	3	3	8	0	2	1	0	34		
03	FORD, Marquis	g	6-8	2-3	2-3	1	3	4	2	16	2	5	0	2	30		
15	NELSON, Cale	g	1-3	1-3	1-4	0	1	1	2	4	6	3	0	0	40		
21	SPAUD, Randy	g	0-1	0-0	0-0	0	0	0	0	0	0	0	0	0	5		
30	SURPRENANT, Grant	g	1-2	1-2	0-0	1	0	1	2	3	1	0	0	0	12		
33	JACKSON, Kyle	g	2-2	0-0	0-0	0	0	0	2	4	0	1	0	1	7		
43	PROFETA, Steve	g	0-0	0-0	0-0	0	0	0	1	0	1	0	0	0	9		
Team						2 4 6											
Totals			23-38	4-10	15-23	4	30	34	19	65	10	20	2	4	200		

FG % 1st Half: 13-24 54.2% 2nd half: 10-14 71.4% Game: 23-38 60.5%
 3FG % 1st Half: 3-7 42.9% 2nd half: 1-3 33.3% Game: 4-10 40.0%
 FT % 1st Half: 1-3 33.3% 2nd half: 14-20 70.0% Game: 15-23 65.2%

Deadball Rebounds 2

Morgan State 61 • 2-6

#	Player	Total			3-Ptr			Rebounds			PF	TP	A
---	--------	-------	--	--	-------	--	--	----------	--	--	----	----	---

SAINT FRANCIS 69, ST. FRANCIS-NY 65

Dec. 6, 2008 | Loretto, Pa.

St. Francis-NY 5 • 2-5,1-1NEC

#	Player	Total		3-Ptr		Rebounds			PF	TP	A	TO	Blk	Stl	Min
		FG	FGA	FG	FGA	FT	FTA	Off							
02	PERUNICIC, Stefan	f	2-9	2-8	0-0	0	1	1	3	6	0	1	0	0	20
23	WRICE, Herman	f	0-1	0-0	0-0	2	1	3	2	0	0	0	0	0	20
32	AVENI, Kayode	f	7-14	1-4	6-8	2	12	14	3	21	2	3	2	1	39
11	CADELL, Ricky	g	6-14	2-5	0-0	2	1	3	1	14	3	3	0	3	34
45	RUBINO, Rocco	g	5-8	4-7	0-0	0	3	3	1	14	0	1	0	0	34
03	WOMACK, JAMAAL	g	2-7	1-4	2-2	2	0	2	4	7	2	2	0	1	24
10	NEWTON, Justin		1-1	0-0	0-0	2	1	3	1	2	1	0	0	0	14
20	CLARK, Richard		0-0	0-0	0-0	0	0	0	0	0	0	0	0	0	3
21	BYAM, Nigel		0-0	0-0	0-0	0	1	1	0	0	0	0	0	0	1
44	GOODEN, John		0-2	0-0	1-2	0	1	1	2	1	0	1	0	0	11
	Team					0	1	1				1			
	Totals		23-56	10-28	9-12	10	22	32	17	65	8	12	2	5	200

FG % 1st Half: 12-26 46.2% 2nd half: 11-30 36.7% Game: 23-56 41.1% Deadball Rebounds
 3FG % 1st Half: 7-14 50.0% 2nd half: 3-14 21.4% Game: 10-28 35.7% Rebounds
 FT % 1st Half: 2-2 100.0 2nd half: 7-10 70.0% Game: 9-12 75.0% 1

SAINT FRANCIS-PA 69 • 4-5,1-1NEC

#	Player	Total		3-Ptr		Rebounds			PF	TP	A	TO	Blk	Stl	Min
		FG	FGA	FG	FGA	FT	FTA	Off							
13	JUKIC, Mislav	f	2-8	0-0	2-2	3	3	6	3	6	0	0	1	1	24
54	HOFFMAN, Kurt	f	1-2	0-0	2-2	5	4	9	4	4	0	3	0	0	26
01	SWEETNEY, Devin	g	7-14	0-2	5-9	3	8	11	3	19	1	3	0	2	34
03	FORD, Marquis	g	5-10	1-1	1-3	0	2	2	1	12	3	1	0	0	32
15	NELSON, Cale	g	6-10	1-3	5-6	1	1	2	2	18	5	3	0	0	33
14	ORANDI, Sorena		0-0	0-0	0-0	0	0	0	1	0	0	0	0	1	7
30	SURPRENANT, Grant		2-6	1-4	0-0	0	0	0	1	5	1	0	0	0	22
33	JACKSON, Kyle		1-5	0-1	1-1	1	5	6	0	3	0	1	0	0	16
43	PROFETA, Steve		1-2	0-0	0-0	1	1	2	0	2	0	0	0	0	6
	Team					0	1	1							
	Totals		25-57	3-11	16-23	14	25	39	15	69	10	11	1	4	200

FG % 1st Half: 9-26 34.6% 2nd half: 16-31 51.6% Game: 25-57 43.9% Deadball Rebounds
 3FG % 1st Half: 2-6 33.3% 2nd half: 1-5 20.0% Game: 3-11 27.3% Rebounds
 FT % 1st Half: 7-11 63.6% 2nd half: 9-12 75.0% Game: 16-23 69.6% 3


Officials: Jeffrey Bryant; Joseph Battilato; Phillip Allustio
 Technical fouls: St. Francis-NY-None SAINT FRANCIS-PA-None.
 Attendance:

Score by periods	1st	2nd	Total
St. Francis-NY	33	32	65
SAINT FRANCIS-PA	27	42	69

Last FG - SFNY 2nd-00:07, SFND-00:55. Score tied 6 times.
 Largest lead - SFNY by 8 2nd-18:39 SFU by 9 2nd-02:34. Lead changed 8 times.

SAINT FRANCIS AT IONA

Dec. 14, 2008 | New Rochelle, N.Y.




SAINT FRANCIS AT ST. BONAVENTURE


Dec. 17, 2008 | St. Bonaventure, N.Y.

SAINT FRANCIS AT VANDERBILT

Dec. 31, 2008 | Nashville, Tenn.



#1 DEVIN SWEETNEY



2008-09 Notes:

- ◆ Now has a team-high 812 career points. Scored 700th career point on a pair of free throws vs. Duquesne (11/20), and then scored 800th in first half against St. Francis-NY (12/06). Has 438 career rebounds after recording 400th at Lehigh (11/24).
- ◆ Has played, and started, 67 consecutive games.
- ◆ Has had 9 or more rebounds in five of first nine games.
- ◆ On pace to become just the 14th player in school history to record 1,000 career points and 650 career rebounds.

2007-08 Notes:

- ◆ Finished 3rd on team in scoring
- ◆ Started all 29 games
- ◆ Second on team with 26 steals

1

6-6 ◆ 180

Junior

Washington, D.C.
(Riverdale Baptist)

2008-09 SWEETNEY GAME-BY-GAME

Opponent	Min.	FG-A	Pct.	3FG-A	Pct.	FT-A	Pct.	O-D-TR	PF	A	TO	BS	ST	Pts
at Texas Tech (11/14)	25	3-11	.273	2-4	.500	3-4	.750	2-7-9	3	1	4	0	1	11
at American (11/17)	32	2-12	.167	0-5	.000	1-2	.500	1-3-4	1	0	4	0	0	5
DUQUESNE (11/20)	35	8-17	.471	2-4	.500	7-8	.875	2-7-9	4	1	6	2	0	25
BUCKNELL (11/22)	40	3-11	.273	1-3	.333	8-10	.800	0-10-10	2	0	4	0	2	15
at Lehigh (11/24)	30	3-9	.333	1-4	.250	5-6	.833	0-7-7	4	0	3	0	1	12
at YSU (11/29)	25	5-7	.714	1-1	1.000	0-1	.000	1-3-4	4	1	1	0	0	11
at Morgan State (12/1)	34	7-13	.538	0-2	.000	5-7	.714	0-12-12	3	0	5	1	1	19
LONG ISLAND* (12/4)	33	4-13	.308	0-4	.000	5-8	.625	1-4-5	1	0	0	0	2	13
ST. FRANCIS-NY* (12/6)	34	7-14	.500	0-2	.000	5-9	.556	3-8-11	3	1	3	0	2	19
at Iona (12/14)														
at St. Bonaventure (12/17)														
at Vanderbilt (12/31)														
at Robert Morris* (1/3)														
at Sacred Heart* (1/8)														
at Quinnipiac* (1/10)														
WAGNER* (1/15)														
CCSU* (1/17)														
at FDU* (1/22)														
at St. Francis-NY* (1/24)														
MONMOUTH* (1/29)														
BRYANT (1/31)														
at CCSU* (2/5)														
at Wagner* (2/7)														
QUINNIPIAC* (2/12)														
SACRED HEART* (2/14)														
at Long Island* (2/19)														
at Mount* (2/21)														
RMU* (2/26)														
FDU* (2/28)														

Season/Career Highs

POINTS

Season - 25 vs. Duquesne (11/20)
Career - 25 vs. Duquesne (11/20)

REBOUNDS

Season - 12 at Morgan State (12/1)
Career - 13, at Monmouth (1/25/07)

FIELD GOALS

Season - 8 vs. Duquesne (11/20)
Career - 8, four times

FIELD GOAL ATTEMPTS

Season - 17 vs. Duquesne (11/20)
Career - 17, twice

3-POINT FIELD GOALS

Season - 2, twice
Career - 3, twice

3-POINT FIELD GOAL ATTEMPTS

Season - 5 at American (11/17)
Career - 5, twice

FREE THROWS

Season - 8 vs. Bucknell (11/22)
Career - 13 at Robert Morris (12/8/07)

FREE THROW ATTEMPTS

Season - 10 vs. Bucknell (11/22)
Career - 14 at Robert Morris (12/8/07)

ASSISTS

Season - 1, four times
Career - 5, three times

STEALS

Season - 2, three times
Career - 6, at Robert Morris (12/8/07)

BLOCKED SHOTS

Season - 2 vs. Duquesne (11/20)
Career - 2, three times

MINUTES PLAYED

Season - 40 vs. Bucknell (11/22)
Career - 49, vs. SFC (1/24/08)

Miscellaneous

Category	2008-09	Career
Games led SFU in scoring	6	24
10+ rebound games	3	11
10+ scoring games	8	47
20+ scoring games	1	7
30+ scoring games	0	0
Double-doubles	3	10
Games led SFU in rebounds	7	29
Games led SFU in assists	0	7
Games led SFU in blocks	2	15
Games led SFU in steals	3	22


SWEETNEY'S CAREER STATS

Season	G-GS	FG-A	Pct.	3PT-A	Pct.	FT-A	Pct.	Pts-Avg.	Rebs-Avg.	A	TO	BL	ST	Min
2008-09	9-9	42-107	.393	7-29	.241	39-55	.709	130-14.4	71-7.9	4	30	3	9	293
2007-08	29-29	103-261	.395	17-71	.239	83-107	.776	306-10.6	145-5.0	39	89	11	26	972
2006-07	29-29	119-274	.434	17-65	.262	121-145	.834	376-13.0	222-7.7	60	90	8	31	976
Totals	67-67	264-642	.411	41-165	.249	243-307	.792	812-12.1	438-6.5	103	209	22	66	2241

SWEETNEY'S CAREER NORTHEAST CONFERENCE STATS

Season	G-GS	FG-A	Pct.	3PT-A	Pct.	FT-A	Pct.	Pts-Avg.	Rebs-Avg.	A	TO	BL	ST	Min
2008-09	2-2	11-27	.407	0-6	.000	10-17	.588	32-16.0	16-8.0	1	3	0	4	67
2007-08	18-18	60-157	.382	7-44	.159	64-80	.800	191-10.6	92-5.1	29	58	4	18	624
2006-07	18-18	75-171	.439	13-41	.317	65-80	.813	228-12.7	143-7.9	39	53	5	20	629
Totals	38-38	146-355	.411	20-91	.220	139-177	.785	451-11.9	251-6.6	69	114	9	42	1320

#2 CHRIS MCFARLAND



2

6-0 ♦ 180

Junior

Montgomery Village, Md.
(Riverdale Baptist)

2008-09 Notes:

- ◆ Scored at least one point in each of the first four games
- ◆ Has played in 27 of the last 30 games

2007-08 Notes:

- ◆ Had career highs in points, rebounds, assists and steals

Season/Career Highs

POINTS
Season - 2, three times
Career - 6 at Sacred Heart (2/16/08)

REBOUNDS
Season - 3 at Texas Tech (11/14)
Career - 5 vs. Monmouth (1/5/08)

FIELD GOALS
Season - 1, three times
Career - 2, three times

FIELD GOAL ATTEMPTS
Season - 3 at American (11/17)
Career - 5 vs. Quinnipiac (1/3/08)

3-POINT FIELD GOALS
Season - 0
Career - 1 vs. Quinnipiac (1/3/08)

3-POINT FIELD GOAL ATTEMPTS
Season - 0
Career - 2 vs. Quinnipiac (1/3/08)

FREE THROWS
Season - 1 vs. Bucknell (11/22)
Career - 6 at Sacred Heart (2/16/08)

FREE THROW ATTEMPTS
Season - 2 vs. Bucknell (11/22)
Career - 8 vs. FDU (2/9/08)

ASSISTS
Season - 1, twice
Career - 5 vs. Lock Haven (11/18/06)

STEALS
Season - 1 at Texas Tech (11/14)
Career - 3 vs. Quinnipiac (1/3/08)

BLOCKED SHOTS
Season - 0
Career - 1, twice

MINUTES PLAYED
Season - 12 at American (11/17)
Career - 24, twice

2008-09 MCFARLAND GAME-BY-GAME

Opponent	Min.	FG-A	Pct.	3FG-A	Pct.	FT-A	Pct.	O-D-TR	PF	A	TO	BS	ST	Pts
at Texas Tech (11/14)	10	1-1	1.000	0-0	.000	0-0	.000	2-1-3	3	0	3	0	1	2
at American (11/17)	12	1-3	.333	0-0	.000	0-0	.000	0-1-1	1	0	1	0	0	2
DUQUESNE (11/20)	10	1-2	.500	0-0	.000	0-0	.000	1-0-1	1	1	1	0	0	2
BUCKNELL (11/22)	5	0-1	.000	0-0	.000	1-2	.500	0-2-2	0	0	0	0	0	1
at Lehigh (11/24)	6	0-0	.000	0-0	.000	0-0	.000	0-0-0	1	0	3	0	0	0
at YSU (11/29)	1	0-0	.000	0-0	.000	0-0	.000	0-0-0	0	0	0	0	0	0
at Morgan State (12/1)	DNP													
LONG ISLAND* (12/4)	3	0-1	.000	0-0	.000	0-0	.000	0-0-0	0	1	0	0	0	0
ST. FRANCIS-NY* (12/6)	DNP													
at Iona (12/14)														
at St. Bonaventure (12/17)														
at Vanderbilt (12/31)														
at Robert Morris* (1/3)														
at Sacred Heart* (1/8)														
at Quinnipiac* (1/10)														
WAGNER* (1/15)														
CCSU* (1/17)														
at FDU* (1/22)														
at St. Francis-NY* (1/24)														
MONMOUTH* (1/29)														
BRYANT (1/31)														
at CCSU* (2/5)														
at Wagner* (2/7)														
QUINNIPAC* (2/12)														
SACRED HEART* (2/14)														
at Long Island* (2/19)														
at Mount* (2/21)														
RMU* (2/26)														
FDU* (2/28)														

Miscellaneous

Category	2008-09	Career
Games led SFU in scoring	0	0
10+ rebound games	0	0
10+ scoring games	0	0
20+ scoring games	0	0
30+ scoring games	0	0
Double-doubles	0	0
Games led SFU in rebounds	0	0
Games led SFU in assists	0	2
Games led SFU in blocks	0	2
Games led SFU in steals	0	1

MCFARLAND'S CAREER STATS

Season	G-GS	FG-A	Pct.	3PT-A	Pct.	FT-A	Pct.	Pts-Avg.	Rebs-Avg.	A	TO	BL	ST	Min
2008-09	7-0	3-8	.375	0-0	.000	1-2	.500	7-1.0	7-1.0	2	8	0	1	47
2007-08	22-1	8-21	.381	1-4	.250	17-25	.680	34-1.5	21-1.0	20	19	0	9	227
2006-07	26-0	5-14	.357	0-3	.000	4-6	.667	14-0.5	8-0.3	9	15	2	4	149
Totals	55-1	16-43	.372	1-7	.143	22-33	.667	55-1.0	36-0.7	31	42	2	14	423

MCFARLAND'S CAREER NORTHEAST CONFERENCE STATS

Season	G-GS	FG-A	Pct.	3PT-A	Pct.	FT-A	Pct.	Pts-Avg.	Rebs-Avg.	A	TO	BL	ST	Min
2008-09	1-0	0-1	.000	0-0	.000	0-0	.000	0-0.0	0-0.0	1	0	0	0	3
2007-08	16-1	4-15	.267	1-4	.250	14-19	.737	23-1.4	13-0.8	11	15	0	9	178
2006-07	16-0	2-6	.333	0-2	.000	2-4	.500	6-0.4	4-0.3	2	2	1	2	72
Totals	33-1	6-22	.273	1-6	.167	16-23	.696	29-0.9	17-0.5	14	17	1	11	253

#3 MARQUIS FORD



3

5-10 ♦ 175
Senior
St. Petersburg, Fla.
(St. Petersburg)

2008-09 Notes:

- ◆ Had 17 points and 6 rebounds vs. Duquesne (11/20).
- ◆ Scored his 600th career point on 11/29/08 at Youngstown State. Now has 648 career points.
- ◆ Shooting 52.3 percent from the field, and 48.0 percent from outside the arc in 2008-09. Has made 21-of-33 field goal attempts over the past four games, including 6-of-10 from long distance, and has scored in double digits in each game.
- ◆ T-1st on team with 10 steals.
- ◆ Led SFU in assists in four of nine games.
- ◆ Voted a team tri-captain.

2007-08 Notes:

- ◆ Was 30-of-38 (.789) from the charity stripe

Season/Career Highs

POINTS

Season - 17 vs. Duquesne (11/20)
Career - 18 vs. SFC (12/7/06)

REBOUNDS

Season - 6 vs. Duquesne (11/20)
Career - 7, three times

FIELD GOALS

Season - 7 vs. Duquesne (11/20)
Career - 7, three times

FIELD GOAL ATTEMPTS

Season - 11 vs. Duquesne (11/20)
Career - 13, twice

3-POINT FIELD GOALS

Season - 3 vs. Duquesne (11/20)
Career - 5 vs. FDU (1/26/06)

3-POINT FIELD GOAL ATTEMPTS

Season - 4, twice
Career - 9 at American (1/2/07)

FREE THROWS

Season - 5 at Texas Tech (11/14)
Career - 6, two times

FREE THROW ATTEMPTS

Season - 6 at Texas Tech (11/14)
Career - 7 vs. Monmouth (2/26/07)

ASSISTS

Season - 4 vs. Bucknell (11/22)
Career - 5 vs. FDU (1/26/06)

STEALS

Season - 2, five times
Career - 4 at SFC (2/14/08)

BLOCKED SHOTS

Season - 0
Career - 1, four times

MINUTES PLAYED

Season - 32, twice
Career - 41 vs. SFC (1/24/08)

Miscellaneous

Category	2008-09	Career
Games led SFU in scoring	1	11
10+ rebound games	0	0
10+ scoring games	6	36
20+ scoring games	0	0
30+ scoring games	0	0
Double-doubles	0	0
Games led SFU in rebounds	0	5
Games led SFU in assists	4	39
Games led SFU in blocks	0	2
Games led SFU in steals	4	25

2008-09 FORD GAME-BY-GAME

Opponent	Min.	FG-A	Pct.	3FG-A	Pct.	FT-A	Pct.	O-D-TR	PF	A	TO	BS	ST	Pts
at Texas Tech (11/14)	27	2-5	.400	2-4	.500	5-6	.833	0-1-1	0	2	3	0	2	11
at American (11/17)	31	3-7	.429	1-2	.500	0-0	.000	2-1-3	0	3	2	0	2	7
DUQUESNE (11/20)	31	7-11	.636	3-4	.750	0-0	.000	0-6-6	2	1	2	0	2	17
BUCKNELL (11/22)	26	0-5	.000	0-4	.000	0-0	.000	1-3-4	5	4	1	0	0	0
at Lehigh (11/24)	20	1-4	.250	0-1	.000	3-4	.750	0-4-4	0	2	1	0	0	5
at YSU (11/29)	31	5-7	.714	2-3	.667	0-1	.000	0-3-3	1	3	2	0	0	12
at Morgan State (12/1)	30	6-8	.750	2-3	.667	2-3	.667	1-3-4	2	2	5	0	2	16
LONG ISLAND* (12/4)	32	5-8	.625	1-3	.333	1-2	.500	2-3-5	1	2	2	0	2	12
ST. FRANCIS-NY* (12/6)	32	5-10	.500	1-1	1.000	1-3	.333	0-2-2	1	3	1	0	0	12
at Iona (12/14)														
at St. Bonaventure (12/17)														
at Vanderbilt (12/31)														
at Robert Morris* (1/3)														
at Sacred Heart* (1/8)														
at Quinnipiac* (1/10)														
WAGNER* (1/15)														
CCSU* (1/17)														
at FDU* (1/22)														
at St. Francis-NY* (1/24)														
MONMOUTH* (1/29)														
BRYANT (1/31)														
at CCSU* (2/5)														
at Wagner* (2/7)														
QUINNIPIAC* (2/12)														
SACRED HEART* (2/14)														
at Long Island* (2/19)														
at Mount* (2/21)														
RMU* (2/26)														
FDU* (2/28)														

FORD'S CAREER STATS

Season	G-GS	FG-A	Pct.	3PT-A	Pct.	FT-A	Pct.	Pts-Avg.	Rebs-Avg.	A	TO	BL	ST	Min
2008-09	9-9	34-65	.523	12-25	.480	12-19	.632	92-10.2	32-3.6	22	19	0	10	260
2007-08	28-13	47-150	.313	23-82	.280	30-38	.789	147-5.3	64-2.3	59	50	2	18	602
2006-07	24-24	70-163	.429	51-100	.510	32-48	.667	223-9.3	67-2.8	98	82	2	22	780
2005-06	27-14	60-162	.370	26-78	.333	40-63	.635	186-6.9	62-2.3	75	70	0	22	629
Totals	88-60	211-540	.391	112-285	.393	114-168	.679	648-7.4	225-2.6	254	221	4	72	2271

FORD'S CAREER NORTHEAST CONFERENCE STATS

Season	G-GS	FG-A	Pct.	3PT-A	Pct.	FT-A	Pct.	Pts-Avg.	Rebs-Avg.	A	TO	BL	ST	Min
2008-09	2-2	10-18	.556	2-4	.500	2-5	.400	24-12.0	7-3.5	5	3	0	2	64
2007-08	17-10	29-90	.322	14-51	.275	19-24	.792	91-5.4	42-2.5	29	30	1	13	375
2006-07	18-18	55-116	.474	41-74	.554	27-39	.692	178-9.9	47-2.6	72	57	1	17	592
2005-06	18-14	55-141	.390	24-66	.364	33-50	.660	167-9.3	54-3.0	64	60	0	20	539
Totals	55-44	149-365	.408	81-195	.415	81-118	.686	460-8.4	150-2.7	170	150	2	52	1570

#13 MISLAV JUKIC



2008-09 Notes:

- ◆ Made 8-of-10 field goals in tallying career high 19 points in overtime victory vs. Bucknell (11/22).
- ◆ Had career high 11 rebounds, and picked up first career double-double in win at Youngstown State (11/29).
- ◆ Is averaging 10.1 ppg and 6.2 rpg after averaging 2.1 ppg and 1.1 rpg first two seasons.
- ◆ Averaging 7.0 rpg over the past four games.
- ◆ Voted a team tri-captain

2007-08 Notes:

- ◆ Played in a career high 24 games

13

6-7 ◆ 220

Junior

Zagreb, Croatia
(Life Center Academy)

2008-09 JUKIC GAME-BY-GAME

Opponent	Min.	FG-A	Pct.	3FG-A	Pct.	FT-A	Pct.	O-D-TR	PF	A	TO	BS	ST	Pts
at Texas Tech (11/14)	20	4-10	.400	0-0	.000	2-2	1.000	1-4-5	2	0	1	1	1	10
at American (11/17)	33	1-10	.100	0-0	.000	2-2	1.000	3-4-7	3	2	3	1	0	4
DUQUESNE (11/20)	23	4-8	.500	0-0	.000	1-2	.500	3-2-5	2	1	3	0	0	9
BUCKNELL (11/22)	30	8-10	.800	0-0	.000	3-4	.750	3-3-6	3	1	3	0	1	19
at Lehigh (11/24)	20	3-7	.429	0-1	.000	1-3	.333	2-3-5	4	1	5	0	0	7
at YSU (11/29)	28	7-12	.583	0-1	.000	1-2	.500	3-8-11	0	0	2	1	0	15
at Morgan State (12/1)	34	2-4	.500	0-0	.000	7-8	.875	0-7-7	4	0	3	0	0	11
LONG ISLAND* (12/4)	22	5-8	.625	0-0	.000	0-1	.000	1-3-4	3	1	2	1	0	10
ST. FRANCIS-NY* (12/6)	24	2-8	.250	0-0	.000	2-2	1.000	3-3-6	3	0	0	1	1	6
at Iona (12/14)														
at St. Bonaventure (12/17)														
at Vanderbilt (12/31)														
at Robert Morris* (1/3)														
at Sacred Heart* (1/8)														
at Quinnipiac* (1/10)														
WAGNER* (1/15)														
CCSU* (1/17)														
at FDU* (1/22)														
at St. Francis-NY* (1/24)														
MONMOUTH* (1/29)														
BRYANT (1/31)														
at CCSU* (2/5)														
at Wagner* (2/7)														
QUINNIPIAC* (2/12)														
SACRED HEART* (2/14)														
at Long Island* (2/19)														
at Mount* (2/21)														
RMU* (2/26)														
FDU* (2/28)														

Season/Career Highs

POINTS
 Season - 19 vs. Bucknell (11/22)
 Career - 19 vs. Bucknell (11/22/08)

REBOUNDS
 Season - 11 at Youngstown State (11/29)
 Career - 11 at Youngstown St. (11/29/08)

FIELD GOALS
 Season - 8 vs. Bucknell (11/22)
 Career - 8 vs. Bucknell (11/22)

FIELD GOAL ATTEMPTS
 Season - 12 at Youngstown State (11/29)
 Career - 12 at Youngstown St. (11/29/08)

3-POINT FIELD GOALS
 Season - 0
 Career - 2 at CCSU (1/10/08)

3-POINT FIELD GOAL ATTEMPTS
 Season - 1, twice
 Career - 3 at Monmouth (1/25/07)

FREE THROWS
 Season - 7 at Morgan State (12/1)
 Career - 7 at Morgan State (12/1/08)

FREE THROW ATTEMPTS
 Season - 8 at Morgan State (12/1)
 Career - 8 at Morgan State (12/1/08)

ASSISTS
 Season - 2 at American (11/17)
 Career - 2 at American (11/17/08)

STEALS
 Season - 1, three times
 Career - 2, twice

BLOCKED SHOTS
 Season - 1, five times
 Career - 1, six times

MINUTES PLAYED
 Season - 34 at Morgan State (12/1)
 Career - 34 at Morgan State (12/1/08)

Miscellaneous

Category	2008-09	Career
Games led SFU in scoring	2	2
10+ rebound games	1	1
10+ scoring games	5	5
20+ scoring games	0	0
30+ scoring games	0	0
Double-doubles	1	1
Games led SFU in rebounds	2	3
Games led SFU in assists	0	0
Games led SFU in blocks	4	7
Games led SFU in steals	0	2

JUKIC'S CAREER STATS

Season	G-GS	FG-A	Pct.	3PT-A	Pct.	FT-A	Pct.	Pts-Avg.	Rebs-Avg.	A	TO	BL	ST	Min
2008-09	9-8	36-77	.468	0-2	.000	19-26	.731	91-10.1	56-6.2	6	22	5	3	234
2007-08	24-3	21-48	.438	3-10	.300	4-10	.400	49-2.0	31-1.3	5	17	1	5	211
2006-07	18-0	12-28	.429	3-9	.333	11-21	.524	38-2.1	13-0.7	4	12	3	5	116
Totals	51-11	69-153	.451	6-21	.286	34-57	.597	178-3.5	100-2.0	15	51	9	13	561

JUKIC'S CAREER NORTHEAST CONFERENCE STATS

Season	G-GS	FG-A	Pct.	3PT-A	Pct.	FT-A	Pct.	Pts-Avg.	Rebs-Avg.	A	TO	BL	ST	Min
2008-09	2-2	7-16	.438	0-0	.000	2-3	.667	16-8.0	10-5.0	1	2	2	1	46
2007-08	15-3	16-33	.485	3-8	.375	4-9	.444	39-2.6	25-1.7	2	10	1	2	148
2006-07	12-0	7-19	.368	2-6	.333	7-12	.583	23-1.9	8-0.7	2	8	1	4	77
Totals	29-5	30-68	.441	5-14	.357	13-24	.542	78-2.7	43-1.5	5	20	4	7	271

#14 SORENA ORANDI



14

6-1 ♦ 180

Sophomore

Vastra Frolunda, Sweden
(Solebury Prep)

2008-09 Notes:

♦ Had played a total of 12 minutes in first four games, but played 16 minutes in fifth game at Lehigh (11/24) in scoring season-high 9 points.

2007-08 Notes:

♦ Enjoyed a breakout game in season finale at FDU with 24 points on 9-of-17 shooting to go with 6 rebounds and a steal

Season/Career Highs

POINTS

Season - 9 at Lehigh (11/24)
Career - 24 at FDU (3/1/08)

REBOUNDS

Season - 2, twice
Career - 6 at FDU (3/1/08)

FIELD GOALS

Season - 2, twice
Career - 9 at FDU (3/1/08)

FIELD GOAL ATTEMPTS

Season - 5 vs. Long Island (12/4)
Career - 17 at FDU (3/1/08)

3-POINT FIELD GOALS

Season - 0
Career - 2 at FDU (3/1/08)

3-POINT FIELD GOAL ATTEMPTS

Season - 1 vs. Long Island (12/4)
Career - 3, twice

FREE THROWS

Season - 5 at Lehigh (11/24)
Career - 5 at Lehigh (11/24/08)

FREE THROW ATTEMPTS

Season - 5 at Lehigh (11/24)
Career - 6 at FDU (3/1/08)

ASSISTS

Season - 2, twice
Career - 4 at Monmouth (2/28/08)

STEALS

Season - 1, twice
Career - 1, three times

BLOCKED SHOTS

Season - 0
Career - 0

MINUTES PLAYED

Season - 25 vs. Long Island (12/4)
Career - 42 at FDU (3/1/08)

Miscellaneous

Category	2008-09	Career
Games led SFU in scoring	0	1
10+ rebound games	0	0
10+ scoring games	0	1
20+ scoring games	0	1
30+ scoring games	0	0
Double-doubles	0	0
Games led SFU in rebounds	0	0
Games led SFU in assists	0	0
Games led SFU in blocks	0	0
Games led SFU in steals	0	1

2008-09 ORANDI GAME-BY-GAME

Opponent	Min.	FG-A	Pct.	3FG-A	Pct.	FT-A	Pct.	O-D-TR	PF	A	TO	BS	ST	Pts
at Texas Tech (11/14)	7	0-4	.000	0-0	.000	0-0	.000	0-1-1	1	1	1	0	1	0
at American (11/17)	2	0-0	.000	0-0	.000	0-0	.000	0-0-0	0	0	0	0	0	0
DUQUESNE (11/20)	DNP	-	-	-	-	-	-	-	-	-	-	-	-	-
BUCKNELL (11/22)	3	0-1	.000	0-0	.000	0-0	.000	0-0-0	1	0	0	0	0	0
at Lehigh (11/24)	16	2-3	.667	0-0	.000	5-5	1.000	1-1-2	4	1	1	0	0	9
at YSU (11/29)	10	0-2	.000	0-0	.000	0-0	.000	0-0-0	0	2	2	0	0	0
at Morgan State (12/1)	DNP	-	-	-	-	-	-	-	-	-	-	-	-	-
LONG ISLAND* (12/4)	25	2-5	.400	0-1	.000	0-0	.000	1-1-2	0	2	0	0	0	4
ST. FRANCIS-NY* (12/6)	7	4-15	.267	0-1	.000	5-5	1.000	2-3-5	7	6	4	0	2	13
at Iona (12/14)														
at St. Bonaventure (12/17)														
at Vanderbilt (12/31)														
at Robert Morris* (1/3)														
at Sacred Heart* (1/8)														
at Quinnipiac* (1/10)														
WAGNER* (1/15)														
CCSU* (1/17)														
at FDU* (1/22)														
at St. Francis-NY* (1/24)														
MONMOUTH* (1/29)														
BRYANT (1/31)														
at CCSU* (2/5)														
at Wagner* (2/7)														
QUINNIPIAC* (2/12)														
SACRED HEART* (2/14)														
at Long Island* (2/19)														
at Mount* (2/21)														
RMU* (2/26)														
FDU* (2/28)														


ORANDI'S CAREER STATS

Season	G-GS	FG-A	Pct.	3PT-A	Pct.	FT-A	Pct.	Pts-Avg.	Rebs-Avg.	A	TO	BL	ST	Min
2008-09	7-0	4-15	.267	0-1	.000	5-5	1.000	13-1.9	5-0.7	6	4	0	2	70
2007-08	11-0	13-28	.464	3-7	.429	5-8	.625	34-3.1	11-1.0	9	2	0	1	83
Totals	18-0	17-43	.395	3-8	.375	10-13	.769	47-2.6	16-0.9	15	6	0	3	153

ORANDI'S CAREER NORTHEAST CONFERENCE STATS

Season	G-GS	FG-A	Pct.	3PT-A	Pct.	FT-A	Pct.	Pts-Avg.	Rebs-Avg.	A	TO	BL	ST	Min
2008-09	2-0	2-5	.400	0-1	.000	0-0	.000	4-2.0	2-1.0	2	0	0	1	32
2007-08	6-0	12-23	.522	3-6	.500	5-8	.625	32-5.3	11-1.8	6	0	0	1	65
Totals	8-0	14-28	.500	3-7	.429	5-8	.625	36-4.5	13-1.6	8	0	0	2	97

#15 CALE NELSON



15

5-10 ♦ 180
5th-Senior
Newville, Pa.
(Big Spring)

2008-09 Notes:

- ◆ Posted career highs with 12 assists and 3 steals vs. Duquesne (11/20), and followed it up with a career-best 14-of-15 effort at the free throw line against Bucknell (11/22).
- ◆ Career 81.3 percent free throw shooter would be ranked fifth all-time at SFU if his career ended after the first nine games of 2008-09.
- ◆ Scored 600th career point vs. Bucknell (11/22). Has 637 career points.
- ◆ Scored eight points in each of the first two games, and 14 vs. Bucknell (11/22).
- ◆ Talled a season-high 18 points on 6-of-10 shooting in win vs. St. Francis-NY (12/06).

2007-08 Notes:

- ◆ Led SFU in assists, and was fourth in scoring

Season/Career Highs

POINTS

Season - 18, vs. St. Francis-NY (12/6)
Career - 25 vs. Youngstown St. (11/28/07)

REBOUNDS

Season - 4 vs. Bucknell (11/22)
Career - 8 vs. Wagner (2/17/07)

FIELD GOALS

Season - 6, vs. St. Francis-NY (12/6)
Career - 9 vs. Youngstown St. (11/28/07)

FIELD GOAL ATTEMPTS

Season - 10, twice
Career - 19, twice

3-POINT FIELD GOALS

Season - 2, twice
Career - 6 at American (1/2/07)

3-POINT FIELD GOAL ATTEMPTS

Season - 5 at Texas Tech (11/14)
Career - 12 vs. Lehigh (11/17/07)

FREE THROWS

Season - 14 vs. Bucknell (11/22)
Career - 14 vs. Bucknell (11/22/08)

FREE THROW ATTEMPTS

Season - 15 vs. Bucknell (11/22)
Career - 15 vs. Bucknell (11/22/08)

ASSISTS

Season - 12 vs. Duquesne (11/20)
Career - 12 vs. Duquesne (11/20)

STEALS

Season - 3 vs. Duquesne (11/20)
Career - 3 vs. Duquesne (11/20)

BLOCKED SHOTS

Season - 0
Career - 1 vs. Slippery Rock (12/18/04)

MINUTES PLAYED

Season - 40 at Morgan State (12/1/08)
Career - 46 vs. SFC (1/24/08)

2008-09 NELSON GAME-BY-GAME

Opponent	Min.	FG-A	Pct.	3FG-A	Pct.	FT-A	Pct.	O-D-TR	PF	A	TO	BS	ST	Pts
at Texas Tech (11/14)	35	3-8	.375	2-5	.400	0-0	.000	0-2-2	1	2	3	0	0	8
at American (11/17)	28	3-5	.600	2-4	.500	0-0	.000	1-2-3	3	1	1	0	1	8
DUQUESNE (11/20)	36	1-5	.200	1-3	.333	0-0	.000	1-1-2	2	12	5	0	3	3
BUCKNELL (11/22)	39	0-6	.000	0-4	.000	14-15	.933	1-3-4	3	2	3	0	1	14
at Lehigh (11/24)	26	2-5	.400	1-3	.333	0-0	.000	0-2-2	3	1	1	0	2	5
at YSU (11/29)	34	3-10	.300	1-4	.250	2-2	1.000	1-2-3	0	5	1	0	2	9
at Morgan State (12/1)	40	1-3	.333	1-3	.333	1-4	.250	0-1-1	2	6	3	0	0	4
LONG ISLAND* (12/4)	18	0-5	.000	0-2	.000	0-0	.000	0-0-0	3	2	2	0	1	0
ST. FRANCIS-NY* (12/6)	33	6-10	.600	1-3	.333	5-6	.833	1-1-2	2	5	3	0	0	18
at Iona (12/14)														
at St. Bonaventure (12/17)														
at Vanderbilt (12/31)														
at Robert Morris* (1/3)														
at Sacred Heart* (1/8)														
at Quinnipiac* (1/10)														
WAGNER* (1/15)														
CCSU* (1/17)														
at FDU* (1/22)														
at St. Francis-NY* (1/24)														
MONMOUTH* (1/29)														
BRYANT (1/31)														
at CCSU* (2/5)														
at Wagner* (2/7)														
QUINNIPAC* (2/12)														
SACRED HEART* (2/14)														
at Long Island* (2/19)														
at Mount* (2/21)														
RMU* (2/26)														
FDU* (2/28)														

Miscellaneous

Category	2008-09	Career
Games led SFU in scoring	1	13
10+ rebound games	0	0
10+ scoring games	2	29
20+ scoring games	0	6
30+ scoring games	0	0
Double-doubles	0	0
Games led SFU in rebounds	0	0
Games led SFU in assists	4	39
Games led SFU in blocks	0	0
Games led SFU in steals	2	11


NELSON'S CAREER STATS

Season	G-GS	FG-A	Pct.	3PT-A	Pct.	FT-A	Pct.	Pts-Avg.	Rebs-Avg.	A	TO	BL	ST	Min
2008-09	9-9	19-57	.333	9-31	.290	22-27	.815	69-7.7	19-2.1	36	22	0	10	289
2007-08	29-29	92-285	.323	57-175	.326	48-62	.774	289-10.0	50-1.7	113	95	0	16	921
2006-07	29-10	72-204	.353	46-141	.326	63-73	.863	253-8.7	60-2.1	103	67	0	13	598
2004-05	19-0	10-22	.455	4-12	.333	2-4	.500	26-1.4	11-0.6	18	13	1	4	121
Totals	86-48	193-568	.340	116-359	.323	135-166	.813	637-7.4	140-1.6	270	197	1	43	1929

NELSON'S CAREER NORTHEAST CONFERENCE STATS

Season	G-GS	FG-A	Pct.	3PT-A	Pct.	FT-A	Pct.	Pts-Avg.	Rebs-Avg.	A	TO	BL	ST	Min
2008-09	2-2	6-15	.400	1-5	.200	5-6	.833	18-9.0	2-1.0	7	5	0	1	51
2007-08	18-18	53-169	.314	29-100	.290	28-38	.737	163-9.1	30-1.7	66	58	0	11	568
2006-07	18-5	45-121	.372	27-90	.300	41-46	.891	158-8.8	35-1.9	54	37	0	6	340
2004-05	14-0	9-16	.562	4-9	.444	0-2	.000	22-1.6	5-0.4	16	10	0	2	88
Totals	52-25	113-321	.352	61-204	.299	74-92	.804	361-6.9	72-1.4	143	110	0	20	1047

#21 RANDY SPAID



21

6-8 ♦ 200
Junior
Portage, Pa.
(Portage)

2008-09 Notes:

- ◆ Came off the bench to score a career-high 7 points at Lehigh (11/24).
- ◆ Played 11 minutes at Texas Tech, one minute shy of his career high.
- ◆ Earned second career start at Texas Tech.

2007-08 Notes:

- ◆ Played in six games as a sophomore, including one start

Season/Career Highs

POINTS

Season - 7 at Lehigh (11/24)
Career - 7 at Lehigh (11/24/08)

REBOUNDS

Season - 3 at Lehigh (11/24)
Career - 3, twice

FIELD GOALS

Season - 3 at Lehigh (11/24)
Career - 3, twice

FIELD GOAL ATTEMPTS

Season - 3 at Lehigh (11/24)
Career - 5 vs. Lock Haven (12/15/07)

3-POINT FIELD GOALS

Season - 0
Career - 1 at Akron (12/19/06)

3-POINT FIELD GOAL ATTEMPTS

Season - 0
Career - 1, four times

FREE THROWS

Season - 1 at Lehigh (11/24)
Career - 1, twice

FREE THROW ATTEMPTS

Season - 1 at Lehigh (11/24)
Career - 2, twice

ASSISTS

Season - 0
Career - 1 at Liberty (12/4/06)

STEALS

Season - 1 at Lehigh (11/24)
Career - 1, three times

BLOCKED SHOTS

Season - 0
Career - 1 vs. Mount (2/23/08)

MINUTES PLAYED

Season - 11 at Texas Tech (11/14)
Career - 12 vs. Mount (2/23/08)

Miscellaneous

Category	2008-09	Career
Games led SFU in scoring	0	0
10+ rebound games	0	0
10+ scoring games	0	0
20+ scoring games	0	0
30+ scoring games	0	0
Double-doubles	0	0
Games led SFU in rebounds	0	0
Games led SFU in assists	0	0
Games led SFU in blocks	0	1
Games led SFU in steals	0	0

2008-09 SPAID GAME-BY-GAME

Opponent	Min.	FG-A	Pct.	3FG-A	Pct.	FT-A	Pct.	O-D-TR	PF	A	TO	BS	ST	Pts
at Texas Tech (11/14)	11	0-2	.000	0-0	.000	0-0	.000	0-1-1	2	0	1	0	0	0
at American (11/17)	2	0-0	.000	0-0	.000	0-0	.000	0-0-0	0	0	0	0	0	0
DUQUESNE (11/20)	4	0-0	.000	0-0	.000	0-0	.000	0-0-0	3	0	1	0	0	0
BUCKNELL (11/22)	DNP													
at Lehigh (11/24)	10	3-3	1.000	0-0	.000	1-1	1.000	1-2-3	1	0	0	0	1	7
at YSU (11/29)	8	0-0	.000	0-0	.000	0-0	.000	0-2-2	2	0	1	0	0	0
at Morgan State (12/1)	5	0-1	.000	0-0	.000	0-0	.000	0-0-0	0	0	0	0	0	0
LONG ISLAND* (12/4)	3	1-2	.500	0-0	.000	0-0	.000	0-0-0	0	0	0	0	0	2
ST. FRANCIS-NY* (12/6)	DNP													
at Iona (12/14)														
at St. Bonaventure (12/17)														
at Vanderbilt (12/31)														
at Robert Morris* (1/3)														
at Sacred Heart* (1/8)														
at Quinnipiac* (1/10)														
WAGNER* (1/15)														
CCSU* (1/17)														
at FDU* (1/22)														
at St. Francis-NY* (1/24)														
MONMOUTH* (1/29)														
BRYANT (1/31)														
at CCSU* (2/5)														
at Wagner* (2/7)														
QUINNIPIAC* (2/12)														
SACRED HEART* (2/14)														
at Long Island* (2/19)														
at Mount* (2/21)														
RMU* (2/26)														
FDU* (2/28)														

SPAID'S CAREER STATS

Season	G-GS	FG-A	Pct.	3PT-A	Pct.	FT-A	Pct.	Pts-Avg.	Rebs-Avg.	A	TO	BL	ST	Min
2008-09	7-1	4-8	.500	0-0	.000	1-1	1.000	9-1.3	6-0.9	0	3	0	1	43
2007-08	6-1	5-7	.714	1-2	.500	0-0	.000	11-1.8	6-1.0	0	0	1	0	45
2006-07	10-0	3-6	.500	1-2	.500	2-4	.500	9-0.9	1-0.1	1	1	0	2	21
Totals	23-2	12-21	.571	2-4	.500	3-5	.600	29-1.3	13-0.6	1	4	1	3	109

SPAID'S CAREER NORTHEAST CONFERENCE STATS

Season	G-GS	FG-A	Pct.	3PT-A	Pct.	FT-A	Pct.	Pts-Avg.	Rebs-Avg.	A	TO	BL	ST	Min
2008-09	1-0	1-2	.500	0-0	.000	0-0	.000	2-2.0	0-0.0	0	0	0	0	3
2007-08	3-1	2-2	1.000	1-1	1.000	0-0	.000	5-1.7	2-0.7	0	0	1	0	28
2006-07	5-0	1-1	1.000	0-0	.000	1-2	.500	3-0.6	0-0.0	0	0	0	0	7
Totals	9-1	4-5	.800	1-1	1.000	1-2	.500	10-1.1	2-0.2	0	0	1	0	38

#30 GRANT SURPRENANT



30

6-5 ♦ 180
Senior
Palatine, Ill.
(Palatine)

2008-09 Notes:

- ◆ Has played in each of the first nine games, and 28 straight.
- ◆ Came off the bench to hit 4-of-6 three-point attempts in scoring season-high 14 points in win at Youngstown State (11/29).

2007-08 Notes:

- ◆ Led the NEC with a .522 three-point field goal percentage.

Season/Career Highs

POINTS

Season - 14 at Youngstown State (11/29)
Career - 26 at GW (11/30/05)

REBOUNDS

Season - 2 vs. Long Island (12/4)
Career - 6 vs. Monmouth (1/28/06)

FIELD GOALS

Season - 5 at Youngstown State (11/29)
Career - 10 at GW (11/30/05)

FIELD GOAL ATTEMPTS

Season - 8 at Youngstown State (11/29)
Career - 19 at GW (11/30/05)

3-POINT FIELD GOALS

Season - 4 at Youngstown State (11/29)
Career - 6, twice

3-POINT FIELD GOAL ATTEMPTS

Season - 6 at Youngstown State (11/29)
Career - 11 vs. Mount (1/10/06)

FREE THROWS

Season - 0
Career - 3, two times

FREE THROW ATTEMPTS

Season - 0
Career - 4, three times

ASSISTS

Season - 2 at Youngstown State (11/29)
Career - 3, three times

STEALS

Season - 1, three times
Career - 3 at SFC (2/16/06)

BLOCKED SHOTS

Season - 0
Career - 2 at Arizona State (12/29/07)

MINUTES PLAYED

Season - 22, twice
Career - 39, two times

2008-09 SURPRENANT GAME-BY-GAME

Opponent	Min.	FG-A	Pct.	3FG-A	Pct.	FT-A	Pct.	O-D-TR	PF	A	TO	BS	ST	Pts
at Texas Tech (11/14)	15	1-7	.143	1-5	.200	0-0	.000	0-1-1	1	0	0	0	0	3
at American (11/17)	5	0-1	.000	0-1	.000	0-0	.000	0-0-0	0	1	0	0	0	0
DUQUESNE (11/20)	10	2-6	.333	2-4	.500	0-0	.000	0-1-1	1	0	0	0	1	6
BUCKNELL (11/22)	9	0-0	.000	0-0	.000	0-0	.000	0-1-1	0	0	1	0	1	0
at Lehigh (11/24)	14	1-1	1.000	1-1	1.000	0-0	.000	0-1-1	2	0	1	0	0	3
at YSU (11/29)	22	5-8	.625	4-6	.667	0-0	.000	0-1-1	2	2	1	0	1	14
at Morgan State (12/1)	12	1-2	.500	1-2	.500	0-0	.000	1-0-1	2	1	0	0	0	3
LONG ISLAND* (12/4)	18	3-7	.429	0-2	.000	0-0	.000	0-2-2	1	1	2	0	0	6
ST. FRANCIS-NY* (12/6)	22	2-6	.333	1-4	.250	0-0	.000	0-0-0	1	1	0	0	0	5
at Iona (12/14)														
at St. Bonaventure (12/17)														
at Vanderbilt (12/31)														
at Robert Morris* (1/3)														
at Sacred Heart* (1/8)														
at Quinnipiac* (1/10)														
WAGNER* (1/15)														
CCSU* (1/17)														
at FDU* (1/22)														
at St. Francis-NY* (1/24)														
MONMOUTH* (1/29)														
BRYANT (1/31)														
at CCSU* (2/5)														
at Wagner* (2/7)														
QUINNIPAC* (2/12)														
SACRED HEART* (2/14)														
at Long Island* (2/19)														
at Mount* (2/21)														
RMU* (2/26)														
FDU* (2/28)														

Miscellaneous

Category	2008-09	Career
Games led SFU in scoring	0	6
10+ rebound games	0	0
10+ scoring games	1	20
20+ scoring games	0	2
30+ scoring games	0	0
Double-doubles	0	0
Games led SFU in rebounds	0	1
Games led SFU in assists	0	1
Games led SFU in blocks	0	2
Games led SFU in steals	0	7

SURPRENANT'S CAREER STATS

Season	G-GS	FG-A	Pct.	3PT-A	Pct.	FT-A	Pct.	Pts-Avg.	Rebs-Avg.	A	TO	BL	ST	Min
2008-09	9-0	15-38	.395	10-25	.400	0-0	.000	40-4.4	8-0.9	6	5	0	3	127
2007-08	27-0	49-95	.516	35-67	.522	6-6	1.000	139-5.1	21-0.8	12	8	3	5	356
2006-07	26-0	16-47	.340	13-36	.361	3-5	.600	48-1.8	16-0.6	0	7	2	3	176
2005-06	28-24	89-248	.359	55-159	.346	15-21	.714	248-8.9	62-2.2	27	32	2	17	736
Totals	90-24	169-428	.395	113-287	.394	24-32	.750	475-5.3	107-1.2	45	52	7	28	1395

SURPRENANT'S CAREER NORTHEAST CONFERENCE STATS

Season	G-GS	FG-A	Pct.	3PT-A	Pct.	FT-A	Pct.	Pts-Avg.	Rebs-Avg.	A	TO	BL	ST	Min
2008-09	2-0	5-13	.385	1-6	.167	0-0	.000	11-5.5	2-1.0	2	2	0	0	40
2007-08	18-0	26-55	.473	17-37	.459	2-2	1.000	71-3.9	16-0.9	5	5	0	3	227
2006-07	15-0	11-29	.379	8-22	.364	2-3	.667	32-2.1	8-0.5	0	6	2	1	100
2005-06	18-16	58-168	.345	33-108	.306	9-14	.643	158-8.8	40-2.2	15	19	1	13	495
Totals	53-16	100-265	.377	59-173	.341	13-19	.684	272-5.1	66-1.3	22	32	3	17	862

#33 KYLE JACKSON



33
 6-3 ♦ 175
 Senior
 Bolingbrook, Ill.
 (Plainfield Central)

2008-09 Notes:

- ◆ Had 4 points, 5 rebounds and a steal in 14 minutes at American
- ◆ Tied career high with 7 points, had career high 3 assists, and made career-best 4-of-4 attempts at charity stripe vs. Bucknell (11/22).
- ◆ Tied career highs with 7 points and 3 assists in NEC opener against Long Island.
- ◆ Earned first start of season, and third of career in win at Youngstown State (11/29).

2007-08 Notes:

- ◆ Played in a career high 21 games for the Red Flash

Season/Career Highs

POINTS

Season - 7, twice
 Career - 7, three times

REBOUNDS

Season - 6, vs. St. Francis-NY (12/6)
 Career - 6, twice

FIELD GOALS

Season - 2, twice
 Career - 3 vs. American (11/10/07)

FIELD GOAL ATTEMPTS

Season - 5, vs. St. Francis-NY (12/6)
 Career - 5, vs. St. Francis-NY (12/6/08)

3-POINT FIELD GOALS

Season - 1, twice
 Career - 1, seven times

3-POINT FIELD GOAL ATTEMPTS

Season - 2 at Lehigh (11/24)
 Career - 2 at Lehigh (11/24/08)

FREE THROWS

Season - 4 vs. Bucknell (11/22)
 Career - 4 vs. Bucknell (11/22/08)

FREE THROW ATTEMPTS

Season - 4, twice
 Career - 4, twice

ASSISTS

Season - 3, twice
 Career - 3, twice

STEALS

Season - 1, five times
 Career - 2 at Sacred Heart (12/9/06)

BLOCKED SHOTS

Season - 0
 Career - 1, twice

MINUTES PLAYED

Season - 25 vs. Bucknell (11/22)
 Career - 27 vs. American (11/10/07)

2008-09 JACKSON GAME-BY-GAME

Opponent	Min.	FG-A	Pct.	3FG-A	Pct.	FT-A	Pct.	O-D-TR	PF	A	TO	BS	ST	Pts
at Texas Tech (11/14)	13	0-1	.000	0-0	.000	0-0	.000	1-1-2	2	0	3	0	1	0
at American (11/17)	14	1-2	.500	0-0	.000	2-2	1.000	2-3-5	3	0	1	0	1	4
DUQUESNE (11/20)	13	0-1	.000	0-1	.000	0-0	.000	0-1-1	2	0	1	0	0	0
BUCKNELL (11/22)	25	1-2	.500	1-1	1.000	4-4	1.000	0-3-3	4	3	0	0	1	7
at Lehigh (11/24)	19	0-4	.000	0-2	.000	2-2	1.000	1-1-2	2	1	1	0	0	2
at YSU (11/29)	8	0-2	.000	0-0	.000	2-2	1.000	0-1-1	0	1	1	0	0	2
at Morgan State (12/1)	7	2-2	1.000	0-0	.000	0-0	.000	0-0-0	2	0	1	0	1	4
LONG ISLAND* (12/4)	21	2-4	.500	1-1	1.000	2-4	.500	2-1-3	3	3	0	0	1	7
ST. FRANCIS-NY* (12/6)	16	1-5	.200	0-1	.000	1-1	1.000	1-5-6	0	0	1	0	0	3
at Iona (12/14)														
at St. Bonaventure (12/17)														
at Vanderbilt (12/31)														
at Robert Morris* (1/3)														
at Sacred Heart* (1/8)														
at Quinnipiac* (1/10)														
WAGNER* (1/15)														
CCSU* (1/17)														
at FDU* (1/22)														
at St. Francis-NY* (1/24)														
MONMOUTH* (1/29)														
BRYANT (1/31)														
at CCSU* (2/5)														
at Wagner* (2/7)														
QUINNIPIAC* (2/12)														
SACRED HEART* (2/14)														
at Long Island* (2/19)														
at Mount* (2/21)														
RMU* (2/26)														
FDU* (2/28)														

Miscellaneous

Category	2008-09	Career
Games led SFU in scoring	0	0
10+ rebound games	0	0
10+ scoring games	0	0
20+ scoring games	0	0
30+ scoring games	0	0
Double-doubles	0	0
Games led SFU in rebounds	0	0
Games led SFU in assists	1	1
Games led SFU in blocks	0	1
Games led SFU in steals	0	4


JACKSON'S CAREER STATS

Season	G-GS	FG-A	Pct.	3PT-A	Pct.	FT-A	Pct.	Pts-Avg.	Rebs-Avg.	A	TO	BL	ST	Min
2008-09	9-1	7-23	.304	2-6	.333	13-15	.867	29-3.2	23-2.6	8	9	0	5	136
2007-08	21-2	7-17	.412	5-9	.556	8-12	.667	27-1.3	21-1.0	3	8	2	4	129
2006-07	14-0	0-5	.000	0-2	.000	4-6	.667	4-0.3	8-0.6	4	2	0	2	41
Totals	44-3	14-45	.311	7-17	.412	25-33	.758	60-1.4	52-1.2	15	19	2	11	306

JACKSON'S CAREER NORTHEAST CONFERENCE STATS

Season	G-GS	FG-A	Pct.	3PT-A	Pct.	FT-A	Pct.	Pts-Avg.	Rebs-Avg.	A	TO	BL	ST	Min
2008-09	2-0	3-9	.333	1-2	.500	3-5	.600	10-5.0	9-4.5	3	1	0	1	37
2007-08	12-1	1-4	.250	1-2	.500	4-6	.667	7-0.6	5-0.4	0	3	0	2	36
2006-07	7-0	0-1	.000	0-1	.000	4-6	.667	4-0.6	4-0.6	1	0	0	2	23
Totals	21-1	4-14	.286	2-5	.400	11-17	.647	21-1.0	18-0.9	4	4	0	5	96

#43 STEVE PROFETA



2008-09 Notes:

- ◆ Led the Red Flash with 8 points in only 17 minutes at American
- ◆ Had career-best 6-of-6 effort at free throw line, and career high 4 steals, vs. Duquesne (11/20).
- ◆ Has already started career high 4 games after starting a total of 2 games during first three seasons in Loretto.
- ◆ Tied career high with 6 rebounds vs. Bucknell (11/22).

2007-08 Notes:

- ◆ Made a career high 26 three-pointers, and shot a career-best 78.6 percent (22-of-28) from the free throw line

43

6-5 ◆ 180

Senior

Carnegie, Pa.
(Chartiers Valley)

2008-09 PROFETA GAME-BY-GAME

Opponent	Min.	FG-A	Pct.	3FG-A	Pct.	FT-A	Pct.	O-D-TR	PF	A	TO	BS	ST	Pts
at Texas Tech (11/14)	18	0-3	.000	0-3	.000	2-2	1.000	2-1-3	3	2	2	0	0	2
at American (11/17)	17	3-5	.600	2-4	.500	0-0	.000	0-0-0	4	0	1	0	0	8
DUQUESNE (11/20)	25	0-1	.000	0-1	.000	6-6	1.000	1-1-2	3	2	1	0	4	6
BUCKNELL (11/22)	31	2-6	.333	1-5	.200	2-2	1.000	0-6-6	2	0	1	1	0	7
at Lehigh (11/24)	17	1-2	.500	1-2	.500	0-0	.000	0-0-0	2	0	0	0	0	3
at YSU (11/29)	12	0-2	.000	0-0	.000	1-2	.500	4-1-5	4	1	1	1	0	1
at Morgan State (12/1)	9	0-0	.000	0-0	.000	0-0	.000	0-0-0	1	1	1	0	0	0
LONG ISLAND* (12/4)	2	0-0	.000	0-0	.000	0-0	.000	0-0-0	1	0	1	0	0	0
ST. FRANCIS-NY* (12/6)	6	1-2	.500	0-0	.000	0-0	.000	1-1-2	0	0	0	0	0	2
at Iona (12/14)														
at St. Bonaventure (12/17)														
at Vanderbilt (12/31)														
at Robert Morris* (1/3)														
at Sacred Heart* (1/8)														
at Quinnipiac* (1/10)														
WAGNER* (1/15)														
CCSU* (1/17)														
at FDU* (1/22)														
at St. Francis-NY* (1/24)														
MONMOUTH* (1/29)														
BRYANT (1/31)														
at CCSU* (2/5)														
at Wagner* (2/7)														
QUINNIPAC* (2/12)														
SACRED HEART* (2/14)														
at Long Island* (2/19)														
at Mount* (2/21)														
RMU* (2/26)														
FDU* (2/28)														

Season/Career Highs

POINTS	
Season	- 8 at American (11/17)
Career	- 14, twice
REBOUNDS	
Season	- 6 vs. Bucknell (11/22)
Career	- 6, three times
FIELD GOALS	
Season	- 3 at American (11/17)
Career	- 4, three times
FIELD GOAL ATTEMPTS	
Season	- 6 vs. Bucknell (11/22)
Career	- 8, twice
3-POINT FIELD GOALS	
Season	- 2 at American (11/17)
Career	- 4, twice
3-POINT FIELD GOAL ATTEMPTS	
Season	- 5 vs. Bucknell (11/22)
Career	- 7, three times
FREE THROWS	
Season	- 6 vs. Duquesne (11/20)
Career	- 6 vs. Duquesne (11/20/08)
FREE THROW ATTEMPTS	
Season	- 6 vs. Duquesne (11/20)
Career	- 6 vs. Duquesne (11/20/08)
ASSISTS	
Season	- 2, twice
Career	- 4 at Long Island (2/18/06)
STEALS	
Season	- 4 vs. Duquesne (11/20)
Career	- 4 vs. Duquesne (11/20/08)
BLOCKED SHOTS	
Season	- 1, twice
Career	- 2, twice
MINUTES PLAYED	
Season	- 31 vs. Bucknell (11/22)
Career	- 34 at Long Island (2/18/06)

Miscellaneous

Category	2008-09	Career
Games led SFU in scoring	1	1
10+ rebound games	0	0
10+ scoring games	0	4
20+ scoring games	0	0
30+ scoring games	0	0
Double-doubles	0	0
Games led SFU in rebounds	0	4
Games led SFU in assists	1	1
Games led SFU in blocks	2	6
Games led SFU in steals	1	13

PROFETA'S CAREER STATS

Season	G-GS	FG-A	Pct.	3PT-A	Pct.	FT-A	Pct.	Pts-Avg.	Rebs-Avg.	A	TO	BL	ST	Min
2008-09	9-4	7-21	.333	4-15	.267	11-12	.917	29-3.2	18-2.0	6	8	2	4	137
2007-08	27-1	35-100	.350	26-80	.325	22-28	.786	118-4.4	36-1.3	19	13	3	13	318
2006-07	22-0	6-40	.150	3-30	.100	5-9	.556	20-0.9	12-0.5	8	6	1	5	113
2005-06	27-1	35-96	.365	21-57	.368	11-17	.647	102-3.8	67-2.5	30	31	8	13	516
Totals	85-6	83-257	.323	54-182	.297	49-66	.742	269-3.2	133-1.6	63	58	14	35	1084

PROFETA'S CAREER NORTHEAST CONFERENCE STATS

Season	G-GS	FG-A	Pct.	3PT-A	Pct.	FT-A	Pct.	Pts-Avg.	Rebs-Avg.	A	TO	BL	ST	Min
2008-09	2-0	1-2	.500	0-0	.000	0-0	.000	2-1.0	2-1.0	0	1	0	0	8
2007-08	17-1	23-61	.377	16-47	.340	18-23	.783	80-4.7	28-1.6	14	6	3	9	209
2006-07	15-0	2-21	.095	1-17	.059	4-7	.571	9-0.6	5-0.3	6	3	1	4	61
2005-06	18-0	33-81	.407	20-48	.417	10-15	.667	96-5.3	59-3.3	23	24	7	10	420
Totals	52-1	59-165	.358	37-112	.330	32-45	.711	187-3.6	94-1.8	43	34	11	23	698

#54 KURT HOFFMAN



54
6-6 ♦ 210
Junior
Johnstown, Pa.
(Johnstown)

2008-09 Notes:

- ◆ Has made 8-of-10 field goal attempts (80.0 percent) over the past four games.
- ◆ Posted 8 points on 3-of-4 shooting and had 7 rebounds at American
- ◆ Voted a team tri-captain.
- ◆ Elected as President of Saint Francis' Student-Athlete Advisory Committee for the 2009 calendar year.

2007-08 Notes:

- ◆ Hoffman's .590 field goal percentage was highest among all SFU players with more than 30 attempts
- ◆ Was second on the team with 12 blocks

Season/Career Highs

POINTS

Season - 8, twice
Career - 10 vs. Morgan State (11/14/07)

REBOUNDS

Season - 9, vs. St. Francis-NY (12/6)
Career - 9 vs. St. Francis-NY (12/6/08)

FIELD GOALS

Season - 4 at Morgan State (12/1)
Career - 5 vs. Morgan State (11/14/07)

FIELD GOAL ATTEMPTS

Season - 5 at Morgan State (12/1)
Career - 6 vs. Morgan State (11/14/07)

3-POINT FIELD GOALS

Season - 0
Career - 1, twice

3-POINT FIELD GOAL ATTEMPTS

Season - 1 at Lehigh (11/24)
Career - 1, five times

FREE THROWS

Season - 2, four times
Career - 4 vs. Long Island (2/7/08)

FREE THROW ATTEMPTS

Season - 3 at American (11/17)
Career - 4, twice

ASSISTS

Season - 1, three times
Career - 4 at Duquesne (12/22/07)

STEALS

Season - 2 at Lehigh (11/24)
Career - 2, four times

BLOCKED SHOTS

Season - 2 vs. Long Island (12/4)
Career - 2, five times

MINUTES PLAYED

Season - 29 at Morgan State (12/1)
Career - 29 at Morgan State (12/1/08)

2008-09 HOFFMAN GAME-BY-GAME

Opponent	Min.	FG-A	Pct.	3FG-A	Pct.	FT-A	Pct.	O-D-TR	PF	A	TO	BS	ST	Pts
at Texas Tech (11/14)	19	0-2	.000	0-0	.000	0-0	.000	0-4-4	2	0	2	0	0	0
at American (11/17)	24	3-4	.750	0-0	.000	2-3	.667	3-4-7	2	0	2	0	0	8
DUQUESNE (11/20)	13	1-2	.500	0-0	.000	2-2	1.000	0-1-1	4	0	2	0	0	4
BUCKNELL (11/22)	17	2-3	.667	0-0	.000	2-2	1.000	2-1-3	2	0	0	1	0	6
at Lehigh (11/24)	22	1-4	.250	0-1	.000	1-2	.500	2-1-3	2	1	0	0	2	3
at YSU (11/29)	16	1-1	1.000	0-0	.000	0-0	.000	1-0-1	3	1	0	0	0	2
at Morgan State (12/1)	29	4-5	.800	0-0	.000	0-1	.000	0-3-3	3	0	2	1	0	8
LONG ISLAND* (12/4)	23	2-2	1.000	0-0	.000	0-0	.000	2-3-5	2	1	3	2	0	4
ST. FRANCIS-NY* (12/6)	26	1-2	.500	0-0	.000	2-2	1.000	5-4-9	4	0	3	0	0	4
at Iona (12/14)														
at St. Bonaventure (12/17)														
at Vanderbilt (12/31)														
at Robert Morris* (1/3)														
at Sacred Heart* (1/8)														
at Quinnipiac* (1/10)														
WAGNER* (1/15)														
CCSU* (1/17)														
at FDU* (1/22)														
at St. Francis-NY* (1/24)														
MONMOUTH* (1/29)														
BRYANT (1/31)														
at CCSU* (2/5)														
at Wagner* (2/7)														
QUINNIPAC* (2/12)														
SACRED HEART* (2/14)														
at Long Island* (2/19)														
at Mount* (2/21)														
RMU* (2/26)														
FDU* (2/28)														

Miscellaneous

Category	2008-09	Career
Games led SFU in scoring	1	1
10+ rebound games	0	0
10+ scoring games	0	1
20+ scoring games	0	0
30+ scoring games	0	0
Double-doubles	0	0
Games led SFU in rebounds	1	3
Games led SFU in assists	0	0
Games led SFU in blocks	2	8
Games led SFU in steals	1	7

HOFFMAN'S CAREER STATS

Season	G-GS	FG-A	Pct.	3PT-A	Pct.	FT-A	Pct.	Pts-Avg.	Rebs-Avg.	A	TO	BL	ST	Min
2008-09	9-4	15-25	.600	0-1	.000	9-12	.750	39-4.3	36-4.0	3	14	4	2	189
2007-08	27-11	23-39	.590	0-0	.000	13-22	.591	59-2.2	67-2.5	17	16	12	10	364
2006-07	27-1	13-30	.433	2-4	.500	4-9	.444	32-1.2	38-1.4	5	11	3	5	259
Totals	63-16	51-94	.543	2-5	.400	26-43	.605	130-2.1	141-2.2	25	41	19	17	812

HOFFMAN'S CAREER NORTHEAST CONFERENCE STATS

Season	G-GS	FG-A	Pct.	3PT-A	Pct.	FT-A	Pct.	Pts-Avg.	Rebs-Avg.	A	TO	BL	ST	Min
2008-09	2-2	3-4	.750	0-0	.000	2-2	1.000	8-4.0	14-7.0	1	6	2	0	49
2007-08	16-3	13-21	.619	0-0	.000	7-10	.700	33-2.1	25-1.6	4	10	2	5	182
2006-07	17-1	10-20	.500	1-2	.500	3-7	.429	24-1.4	24-1.4	4	6	3	3	179
Totals	35-6	26-45	.578	1-2	.500	12-19	.632	65-1.9	63-1.8	9	22	7	8	410

2008-09 Saint Francis Men's Basketball
 SAINT FRANCIS Team Game-by-Game (as of Dec 12, 2008)
 All games

TEAM STATISTICS

Opponent	Date	Score	W/L	---TOTAL---		--3-PTRS--		----REBOUNDS----				PF	A	TO	Blk	Stl	Pts---Avg				
				FG-FGA	Pct	3FG-FGA	Pct	FT-FTA	Pct	Off	Def						Tot	Avg	Pts	Avg	
at Texas Tech	11/14/08	47-81	L	14-54	.259	7-21	.333	12-14	.857	9	26	35	35.0	20	8	23	1	7	47	47.0	
at American	11/17/08	46-67	L	17-49	.347	5-16	.313	7-9	.778	13	19	32	33.5	17	7	15	1	4	46	46.5	
DUQUESNE	11/20/08	72-83	L	24-53	.453	8-17	.471	16-18	.889	9	22	31	32.7	24	18	22	2	10	72	55.0	
BUCKNELL	11/22/08	69-59	Wot	16-45	.356	3-17	.176	34-39	.872	9	33	42	35.0	22	10	14	2	6	69	58.5	
at Lehigh	11/24/08	56-61	L	17-42	.405	4-15	.267	18-23	.783	8	24	32	34.4	25	7	17	0	6	56	58.0	
at Youngstown State	11/29/08	66-65	W	26-51	.510	8-15	.533	6-10	.600	12	22	34	34.3	16	16	12	2	3	66	59.3	
at Morgan State	12/1/08	65-61	W	23-38	.605	4-10	.400	15-23	.652	4	30	34	34.3	19	10	20	2	4	65	60.1	
LONG ISLAND	12/04/08	58-73	L	24-55	.436	2-13	.154	8-15	.533	10	19	29	33.6	15	13	13	3	6	58	59.9	
ST. FRANCIS-NY	12/06/08	69-65	W	25-57	.439	3-11	.273	16-23	.696	14	25	39	34.2	15	10	11	1	4	69	60.9	
SAINT FRANCIS				548	186-444	.419	44-135	.326	132-174	.759	88	220	308	34.2	173	99	147	14	50	548	60.9
Opponents				615	224-509	.440	68-185	.368	99-168	.589	105	191	296	32.9	168	120	111	24	69	615	68.3

Games played: 9
 Points/game: 60.9
 FG Pct: 41.9
 3FG Pct: 32.6
 FT Pct: 75.9

Rebounds/game: 34.2
 Assists/game: 11.0
 Turnovers/game: 16.3
 Assist/turnover ratio: 0.7
 Steals/game: 5.6
 Blocks/game: 1.6

2008-09 Saint Francis Men's Basketball
 SAINT FRANCIS Combined Team Statistics (as of Dec 12, 2008)
 Conference games

RECORD:	OVERALL	HOME	AWAY	NEUTRAL
ALL GAMES.....	(1-1)	(1-1)	(0-0)	(0-0)
CONFERENCE.....	(1-1)	(1-1)	(0-0)	(0-0)
NON-CONFERENCE.....	(0-0)	(0-0)	(0-0)	(0-0)

## Player	GP-GS	Min--Avg	---TOTAL---		---3-PTS---		FT-FTA	Pct	---REBOUNDS---				PF	FO	A	TO	Blk	Stl	Pts	Avg
			FG-FGA	Pct	3FG-FGA	Pct			Off	Def	Tot	Avg								
01 SWEETNEY, Devin....	2-2	67 33.5	11-27	.407	0-6	.000	10-17	.588	4	12	16	8.0	4	0	1	3	0	4	32	16.0
03 FORD, Marquis.....	2-2	64 32.0	10-18	.556	2-4	.500	2-5	.400	2	5	7	3.5	2	0	5	3	0	2	24	12.0
15 NELSON, Cale.....	2-2	51 25.5	6-15	.400	1-5	.200	5-6	.833	1	1	2	1.0	5	0	7	5	0	1	18	9.0
13 JUKIC, Mislav.....	2-2	46 23.0	7-16	.438	0-0	.000	2-3	.667	4	6	10	5.0	6	0	1	2	2	1	16	8.0
30 SURPRENANT, Grant..	2-0	40 20.0	5-13	.385	1-6	.167	0-0	.000	0	2	2	1.0	2	0	2	2	0	0	11	5.5
33 JACKSON, Kyle.....	2-0	37 18.5	3-9	.333	1-2	.500	3-5	.600	3	6	9	4.5	3	0	3	1	0	1	10	5.0
54 HOFFMAN, Kurt.....	2-2	49 24.5	3-4	.750	0-0	.000	2-2	1.000	7	7	14	7.0	6	0	1	6	2	0	8	4.0
14 ORANDI, Sorena....	2-0	32 16.0	2-5	.400	0-1	.000	0-0	.000	1	1	2	1.0	1	0	2	0	0	1	4	2.0
21 SPAID, Randy.....	1-0	3 3.0	1-2	.500	0-0	.000	0-0	.000	0	0	0	0.0	0	0	0	0	0	0	2	2.0
43 PROFETA, Steve....	2-0	8 4.0	1-2	.500	0-0	.000	0-0	.000	1	1	2	1.0	1	0	0	1	0	0	2	1.0
02 McFARLAND, Chris...	1-0	3 3.0	0-1	.000	0-0	.000	0-0	.000	0	0	0	0.0	0	0	1	0	0	0	0	0.0
TEAM.....									1	3	4	2.0	0		1					
Total.....	2	400	49-112	.438	5-24	.208	24-38	.632	24	44	68	34.0	30	0	23	24	4	10	127	63.5
Opponents.....	2	400	53-117	.453	17-44	.386	15-26	.577	25	47	72	36.0	35	-	16	27	3	12	138	69.0

TEAM STATISTICS	SFU	OPP	DATE	OPPONENT	W/L	SCORE	ATTEND
SCORING.....	127	138	*12/04/08	LONG ISLAND	L	58-73	1122
Points per game.....	63.5	69.0	*12/06/08	ST. FRANCIS-NY	W	69-65	-
Scoring margin.....	-5.5	-					
FIELD GOALS-ATT.....	49-112	53-117					
Field goal pct.....	.438	.453					
3 POINT FG-ATT.....	5-24	17-44					
3-point FG pct.....	.208	.386					
3-pt FG made per game.	2.5	8.5					
FREE THROWS-ATT.....	24-38	15-26					
Free throw pct.....	.632	.577					
F-Throws made per game	12.0	7.5					
REBOUNDS.....	68	72					
Rebounds per game....	34.0	36.0					
Rebounding margin....	-2.0	-					
ASSISTS.....	23	16					
Assists per game.....	11.5	8.0					
TURNOVERS.....	24	27					
Turnovers per game....	12.0	13.5					
Turnover margin.....	+1.5	-					
Assist/turnover ratio.	1.0	0.6					
STEALS.....	10	12					
Steals per game.....	5.0	6.0					
BLOCKS.....	4	3					
Blocks per game.....	2.0	1.5					
ATTENDANCE.....	1122	0					
Home games-Avg/Game...	2-561	0-0					
Neutral site-Avg/Game.	-	0-0					

SCORE BY PERIODS:	1st	2nd	Total
SAINT FRANCIS.....	52	75	- 127
Opponents.....	67	71	- 138

2008-09 Saint Francis Men's Basketball
 SAINT FRANCIS Combined Team Statistics (as of Dec 12, 2008)
 All games

RECORD:	OVERALL	HOME	AWAY	NEUTRAL
ALL GAMES.....	(4-5)	(2-2)	(2-3)	(0-0)
CONFERENCE.....	(1-1)	(1-1)	(0-0)	(0-0)
NON-CONFERENCE.....	(3-4)	(1-1)	(2-3)	(0-0)

## Player	GP-GS	Min--Avg	---TOTAL---		---3-PTS---		FT-FTA	Pct	---REBOUNDS---				PF	FO	A	TO	Blk	Stl	Pts	Avg
			FG-FGA	Pct	3FG-FGA	Pct			Off	Def	Tot	Avg								
01 SWEETNEY, Devin....	9-9	293 32.6	42-107	.393	7-29	.241	39-55	.709	10	61	71	7.9	25	0	4	30	3	9	130	14.4
03 FORD, Marquis.....	9-9	260 28.9	34-65	.523	12-25	.480	12-19	.632	6	26	32	3.6	12	1	22	19	0	10	92	10.2
13 JUKIC, Mislav.....	9-8	234 26.0	36-77	.468	0-2	.000	19-26	.731	19	37	56	6.2	24	0	6	22	5	3	91	10.1
15 NELSON, Cale.....	9-9	289 32.1	19-57	.333	9-31	.290	22-27	.815	5	14	19	2.1	19	0	36	22	0	10	69	7.7
30 SURPRENANT, Grant..	9-0	127 14.1	15-38	.395	10-25	.400	0-0	.000	1	7	8	0.9	10	0	6	5	0	3	40	4.4
54 HOFFMAN, Kurt.....	9-4	189 21.0	15-25	.600	0-1	.000	9-12	.750	15	21	36	4.0	24	0	3	14	4	2	39	4.3
33 JACKSON, Kyle.....	9-1	136 15.1	7-23	.304	2-6	.333	13-15	.867	7	16	23	2.6	18	0	8	9	0	5	29	3.2
43 PROFETA, Steve.....	9-4	137 15.2	7-21	.333	4-15	.267	11-12	.917	8	10	18	2.0	20	0	6	8	2	4	29	3.2
14 ORANDI, Sorena.....	7-0	70 10.0	4-15	.267	0-1	.000	5-5	1.000	2	3	5	0.7	7	0	6	4	0	2	13	1.9
21 SPAID, Randy.....	7-1	43 6.1	4-8	.500	0-0	.000	1-1	1.000	1	5	6	0.9	8	0	0	3	0	1	9	1.3
02 McFARLAND, Chris...	7-0	47 6.7	3-8	.375	0-0	.000	1-2	.500	3	4	7	1.0	6	0	2	8	0	1	7	1.0
TEAM.....										11	16	27	3.0	0		3				

Total.....	9	1825	186-444	.419	44-135	.326	132-174	.759	88	220	308	34.2	173	1	99	147	14	50	548	60.9
Opponents.....	9	1825	224-509	.440	68-185	.368	99-168	.589	105	191	296	32.9	168	-	120	111	24	69	615	68.3

TEAM STATISTICS	SFU	OPP	DATE	OPPONENT	W/L	SCORE	ATTEND

SCORING.....	548	615	11/14/08	at Texas Tech	L	47-81	9961
Points per game.....	60.9	68.3	11/17/08	at American	L	46-67	2123
Scoring margin.....	-7.4	-	11/20/08	DUQUESNE	L	72-83	1116
FIELD GOALS-ATT.....	186-444	224-509	11/22/08	BUCKNELL	W OT	69-59	1628
Field goal pct.....	.419	.440	11/24/08	at Lehigh	L	56-61	814
3 POINT FG-ATT.....	44-135	68-185	11/29/08	at Youngstown State	W	66-65	1585
3-point FG pct.....	.326	.368	12/1/08	at Morgan State	W	65-61	2579
3-pt FG made per game.	4.9	7.6	*12/04/08	LONG ISLAND	L	58-73	1122
FREE THROWS-ATT.....	132-174	99-168	*12/06/08	ST. FRANCIS-NY	W	69-65	-
Free throw pct.....	.759	.589					
F-Throws made per game	14.7	11.0					
REBOUNDS.....	308	296					
Rebounds per game....	34.2	32.9					
Rebounding margin....	+1.3	-					
ASSISTS.....	99	120					
Assists per game.....	11.0	13.3					
TURNOVERS.....	147	111					
Turnovers per game....	16.3	12.3					
Turnover margin.....	-4.0	-					
Assist/turnover ratio.	0.7	1.1					
STEALS.....	50	69					
Steals per game.....	5.6	7.7					
BLOCKS.....	14	24					
Blocks per game.....	1.6	2.7					
ATTENDANCE.....	3866	17062					
Home games-Avg/Game...	4-966	5-3412					
Neutral site-Avg/Game.	-	0-0					

SCORE BY PERIODS:	1st	2nd	OT	Total

SAINT FRANCIS.....	246	281	21	548
Opponents.....	285	319	11	615