

2008-09 Saint Francis

RED FLASH MEN'S BASKETBALL

RED FLASH SCOREBOARD

DATE	OPPONENT	TIME
Nov. 14	at Texas Tech	L, 81-47
Nov. 17	at American	L, 67-46
NOV. 20	DUQUESNE	L, 83-72
NOV. 22	BUCKNELL	W, 69-59 (OT)
Nov. 24	at Lehigh	L, 61-56
Nov. 29	at Youngstown State	W, 66-65
Dec. 1	at Morgan State	W, 65-61
DEC. 4	LONG ISLAND*	L, 73-58
DEC. 6	ST. FRANCIS-NY* (FSN-PITTSBURGH)	W, 69-65
Dec. 14	at Iona	L, 78-61
Dec. 17	at St. Bonaventure	7 p.m.
Dec. 31	at Vanderbilt	Noon
Jan. 3	at Robert Morris*	7 p.m.
Jan. 8	at Sacred Heart*	TBA
Jan. 10	at Quinnipiac*	TBA
JAN. 15	WAGNER*	7 P.M.
JAN. 17	CCSU*	4 P.M.
Jan. 22	at Fairleigh Dickinson*	TBA
Jan. 24	at St. Francis-NY* (FSN-Pittsburgh)	4 p.m.
JAN. 29	MONMOUTH*	7 P.M.
JAN. 31	BRYANT	7 P.M.
Feb. 5	at CCSU*	TBA
Feb. 7	at Wagner* (FSN-Pittsburgh)	4 p.m.
FEB. 12	QUINNIPIAC*	7 P.M.
FEB. 14	SACRED HEART*	7 P.M.
Feb. 19	at Long Island*	TBA
Feb. 21	at Mount St. Mary's*	7 p.m.
FEB. 26	ROBERT MORRIS*	7 P.M.
FEB. 28	FAIRLEIGH DICKINSON*	7 P.M.

Home Games in **BOLD & CAPS**

TV Coverage listed in ()

* indicates Northeast Conference game

All Times are Eastern

Game 11

SAINT FRANCIS (4-6, 1-1 NEC)

at St. Bonaventure (5-3, 0-0 Atlantic 10)

Wednesday, December 17, 2008 ♦ 7 p.m.

The Reilly Center ♦ St. Bonaventure, N.Y.

Radio: The EDGE 1400 AM (Loretto); 850 AM (Johnstown)

Webstream: www.goRedFlash.com and www.edge1400.com

Radio Announcers: Joe Vesnesky and Bob Volkert



Saint Francis University

Head Coach: Don Friday
Alma Mater: Lebanon Valley, 1990
At SFU: 3-5, 0-1 NEC/1st Season
Career: 86-54/6th Season

SFU PPG: 59.9
OPP's PPG: 68.8
FG Pct: 41.6
FG Pct. Defense: 44.4



St. Bonaventure

Head Coach: Mark Schmidt
Alma Mater: Boston College
At St. Bonaventure: 13-25/2nd Season
Career: 95-115/8th Season

SBU PPG: 70.8
OPP's PPG: 65.1
FG Pct: 43.5
FG Pct. Defense: 39.7

⇒ **Next Up:** The Red Flash struggled in their first game following final exams, but are looking to get back on track in a 7 p.m. Wednesday contest at St. Bonaventure. SFU will make its first trip to St. Bonaventure since the 2005-06 season when it dropped a 69-65 contest at The Reilly Center. This game will be the final contest for the Red Flash until a Noon contest on New Years Eve, at Vanderbilt.

⇒ **Sizing Up The Bonnies:** After winning just eight games in his first season at St. Bonaventure, former Robert Morris head coach Mark Schmidt has the Bonnies sitting at 5-3 on the young season. St. Bonaventure is 3-1 at home, including wins over Robert Morris, Princeton and UMES. The Bonnies have won two straight games. They are led by three players in double-digit scoring. Jonathan Hall leads the way with 15.8 ppg and a team-high 15 steals, while

Saint Francis Projected Starters

No.	Name	Yr.	Pos.	Ht.	Wt.	PPG	RPG	APG	Last Game/Conf. Rank or Notes
3	Marquis Ford	Sr.	G	5-10	175	10.0	3.8	2.3	9th in NEC in FG% (.486)
13	Mislav Jukic	Jr.	F	6-7	220	10.9	5.8	0.7	10th in NEC in FG% (.477)
15	Cale Nelson	Sr.	G	5-10	180	8.3	2.1	4.3	5th in NEC with 4.3 apg
30	Grant Surprenant	Sr.	G	6-5	180	4.2	0.9	0.6	113 career 3-pointers
54	Kurt Hoffman	Jr.	F	6-6	210	4.3	3.9	0.4	17-of-28 (.607) from field

TEAM INFORMATION

Conference:Northeast
 Home Court:DeGol Arena
in the Maurice Stokes Athletics Center
 Capacity:3,500
 2007-08 Record:6-23
 2007-08 NEC Record / Finish:4-14, T8th
 Letterwinners Returning / Lost:11 / 2
 Starters Returning / Lost:3 / 2
 Newcomers:2

ATHLETIC COMMUNICATIONS

Director / Men's Basketball Contact: ...Bob Volkert
PO Box 600
Loretto, Pa. 15940
 E-mail:rvolkert@francis.edu
 Office:814-472-3128
 Cell (Media Use ONLY):814-330-6281
 Fax:814-472-3196
 Assistant Director:Ashley Bailey
 Assistant Office:814-472-3916
 Website:www.goRedFlash.com

PROGRAM HISTORY

First Season of Varsity Competition:1905-06
 All-Time Basketball Record: ...872-934 (96th season)
 Years in NCAA Tournament / Last:1 / 1990-91
 Last Post-Season Opponent:Arizona
 Result:Arizona 93, Saint Francis 80
 NIT Years (record) / Last:3 (3-4) / 1957-58

RADIO INFORMATION

Radio Station:Red Flash Sports Radio Network
 Flagship:The EDGE WWGE 1400 AM (Loretto)
 Network: ...The EDGE WKGE 850 AM (Johnstown)
 Listen on the Web:www.edge1400.com
 Play-by-Play:Joe Vesnesky (30th season)
 Color Commentator:Bernie Jubeck (6th season)

MEDIA SERVICES

Don Friday Interviews

Media members wishing to arrange an interview with head coach Don Friday are asked to contact Bob Volkert in the SFU Athletic Communications office. Times can be arranged before or after practice, but must be scheduled in advance.

Player Interviews

Media members wishing to arrange an interview with an SFU player must contact Bob Volkert in the SFU Athletic Communications office. It is asked that at least 48 hours prior notice is given in order to arrange the interview, and it must occur in a fashion that does not interfere with the student-athlete's academic schedule.

Post-Game Interviews

The SFU locker room is closed to the media.

During games at DeGol Arena, a member of the SFU Athletic Communications office will collect player interview requests towards the end of the second half. Following the NCAA's recommended cooling-off period, head coach Don Friday and SFU players will address the media in the post-game media room.

On the road, interviews will be conducted outside the locker room unless an interview area is provided.

RED FLASH STAFF

Head Coach: Don Friday (Lebanon Valley, '90) - 1st Season
Assistant Coach: Abe Badmus (Bucknell, '07) - 1st Season
Assistant Coach: Doug Kraft (Millersville, '89) - 1st Season
Assistant Coach: Rob Krimmel (Saint Francis '00) - 9th Season
Head Graduate Manager: David Marshall (Susquehanna, '08) 1st Season

St. Bonaventure Projected Starters

No.	Name	Yr.	Pos.	Ht.	Wt.	PPG	RPG	APG	Last Game/Conf.	Rank or Notes
3	Maurice Thomas	Jr.	F	6-9	225	7.7	5.4	0.0	8 pts, 10 rebs	against UMES
4	Chris Matthews	Jr.	G	6-4	205	12.1	4.4	2.3	16 pts, 6 assists	vs. UMES
5	Jonathan Hall	Jr.	G	6-5	225	15.8	5.9	2.8	Team-high in points and steals (15)	
20	Malcolm Eleby	So.	G	6-3	200	4.1	3.4	3.3	3-of-13 (.231) from long distance	
44	Andrew Nicholson	Fr.	F	6-9	220	10.9	6.3	0.6	36-of-64 (.563) from field	

Chris Matthews is averaging 12.1 ppg, and Andrew Nicholson is tallying 10.9 ppg to go with a team-best 6.3 rpg. Three players have 22-or-more assists, including a team-high 26 from Malcolm Eleby. Nicholson ranks ninth in the nation with 3.3 blocks per game (24 total). SBU is shooting 43.5 percent from the field, and is holding opponents to 39.7 percent efficiency on field goal attempts. The Bonnies have struggled from the charity stripe by making just 58.7 percent of their attempts (98-of-167).

⇒ **The Series/Last Meeting:** The Red Flash earned an impressive 76-54 victory over St. Bonaventure in the last meeting between the two teams on Nov. 20, 2006. However, the Bonnies own an all-time advantage of 29-11 in the series, which dates back to 1919-20. This will be the third meeting in the last four seasons, following a 24-year break in the series.

⇒ **Looking Ahead:** The Red Flash will take off for the Christmas break, and return to action in their first-ever meeting against Vanderbilt, at Noon on New Years Eve.

⇒ **Tough Match-Up Defense:** Saint Francis has alternated from a man-to-man defense to a match-up zone during the course of the season, and the system has paid huge dividends. Taking Sunday's contest at Iona out of the equation, SFU held opponents to 64.0 ppg over the previous six games, which concluded in a 4-2 record for the team. In those six games, Saint Francis held its opponents to 39.7 percent shooting, and 37.5 percent shooting from long distance. The Red Flash also forced opponents into an average of 11.7 turnovers per game during that span. They have held five of the six opponents to 65 points-or-less, including four straight opponents, which marked the first time since the 2001-02 season in which an SFU team had held four consecutive opponents to 65 points-or-less in the same season. (SFU held five straight opponents to 65-or-fewer points during the last three games of 2003-04, and the first two games of 2004-05). Saint Francis is 40-21 (.656 winning percentage) since the start of the 2002-03 season when holding opponents to 65 or fewer points in a game.

⇒ **Charitable Donations:** The Red Flash have made almost 200 trips to the free throw line through the first 10 games of the season (149-of-195). They are averaging 19.5 free throw attempts a game, and rank first in the Northeast Conference in free throw shooting efficiency. SFU's .764 free throw percentage is tops in the league, with CCSU holding down the No. 2 spot with a 72.9 percent clip. The Red Flash entered last week 25th in the nation with a 75.9 percent success rate. That national ranking is sure to rise once this week's statistics are released. Here is a closer look at SFU's free throw shooting over the last three seasons:

Year	FT/G	FTA/G	Pct.
2008-09	14.9	19.5	.764
2007-08	14.4	20.1	.714
2006-07	16.1	22.1	.729
2005-06	9.8	14.6	.667

⇒ **Three-Point Threats:** Saint Francis is the only team in the Northeast Conference with three players who have made at least 100 three-pointers during their careers. Seniors Cale Nelson (120), Grant Surprenant (113) and Marquis Ford (112) have all reached the century mark in 3-pointers made.

⇒ **Scoring Leaders:** Saint Francis is the only current team in the Northeast Conference with three players who have scored 600 or more career points. Junior Devin Sweetney (812), and seniors Marquis Ford (656) and Cale Nelson (651) are in that club. There are four other teams in the league with two players over 600 career points. Sweetney is ninth among active players in the NEC in career points.

⇒ **A Positive In The Negative:** Saint Francis' opponents had even or positive assist-to-turnover ratios in five of the first seven games this season. But the Red Flash defense held their two NEC opponents to assist-to-turnover ratios well into negative territory. Long Island had eight assists and 15 turnovers, while St. Francis-NY also had eight assists to go with 12 turnovers.

⇒ **A Sweet Beginning:** Junior Devin Sweetney is off to the best start of his career as he has led the team in scoring six times and has led the team in rebounding seven times. With 14.4 ppg and 7.9 rpg averages, Sweetney is above his career averages of 11.8 ppg and 6.3 rpg entering the 2008-09 season. Unfortunately, the Washington, D.C. native missed the first game of his career on Sunday at Iona. Additionally, he had never missed a game in his high school career.

BY ELIGIBILITY

Seniors (5): Marquis Ford; Kyle Jackson; Cale Nelson;

Steve Profeta; Grant Surprenant

Juniors (5): Kurt Hoffman; Mislav Jukic; Cedric Latimer;

Chris McFarland; Randy Spaid; Devin Sweetney

Sophomores (1): Sorena Orandi

Freshmen (1): Curtis Keys

PRONUNCIATIONS

Marquis Ford Mar-KEECE Ford

Mislav Jukic MEE-slav U-kick

Sorena Orandi So-RAH-nah O-REN-day

Steve Profeta Pro-FET-ah

Grant Surprenant Su-PURR-not

2008-09 SFU NUMERICAL ROSTER

NO.	NAME	YR.	POS.	HT.	WT.	HOMETOWN / HIGH SCHOOL
1	Devin Sweetney**	Jr.	G/F	6-6	180	Washington, D.C. / Riverdale Baptist
2	Chris McFarland**	Jr.	G	6-0	180	Montgomery Village, Md. / Riverdale Baptist
3	Marquis Ford***	Sr.	G	5-10	175	St. Petersburg, Fla. / St. Petersburg
5	Curtis Keys	Fr.	G	6-2	170	Reston, Va. / South Lakes
13	Mislav Jukic**	Jr.	F	6-7	220	Zagreb, Croatia / Life Center Academy (NJ)
14	Sorena Orandi*	So.	G	6-1	180	Vastra Frolunda, Sweden / Solebury Prep
15	Cale Nelson***	Sr.	G	5-10	180	Newville, Pa. / Big Spring
21	Randy Spaid**	Jr.	F/C	6-8	200	Portage, Pa. / Portage
30	Grant Surprenant***	Sr.	G	6-5	180	Palatine, Ill. / Palatine
33	Kyle Jackson**	Sr.	G	6-3	175	Bolingbrook, Ill. / Plainfield Central
40	Cedric Latimer	Jr.	F	6-6	220	Los Angeles, Calif. / Windward
43	Steve Profeta***	Sr.	G	6-5	180	Carnegie, Pa. / Chartiers Valley
54	Kurt Hoffman**	Jr.	F	6-6	210	Johnstown, Pa. / Greater Johnstown

Saint Francis / St. Bonaventure Statistical Comparison

STATISTIC	SFU	SBU
Record	4-6	5-3
RPI *(prior to the game's of 12/15)	254	222
Scoring Offense	60.9	70.8
Scoring Defense	69.3	65.1
Scoring Margin	-8.4	+5.6
Free Throw Percentage	.764	.587
Field Goal Percentage	.421	.435
Field Goal Percentage Defense	.448	.397
3-Point Field Goal Percentage	.321	.328
3-Point Field Goal Percentage Defense	.376	.336
Rebounding Offense	33.4	41.4
Rebounding Defense	32.5	38.1
Rebounding Margin	+0.9	+3.3
Blocked Shots	1.7	5.0
Assists	11.2	14.3
Steals	5.4	7.5

⇒ **President-Elect Hoffman:** Junior forward Kurt Hoffman was recently elected as Saint Francis' next President of the Student-Athlete Advisory Committee. He will officially take over the post at the beginning of the spring semester, and will serve as President during the 2009 calendar year. As President of SAAC, Hoffman is the lead voice of SFU's student-athletes, and oversees student-athlete welfare issues.

⇒ **We're Going Streaking:** Junior Devin Sweetney had his 67 consecutive games played streak snapped on Sunday at Iona. Senior Cale Nelson has the longest streak on the team, having played in 68 straight games, and has started the last 43.

⇒ **Back in the Saddle:** Senior Marquis Ford has improved in several key categories from his 2007-08 numbers. After leading the NEC with a 51.0 percent success rate from outside the arc in 2006-07, Ford struggled last season. It appears the fourth-year player has reverted back to his old form. Ford is averaging 10.0 ppg and 3.8 rpg, and is first on the team with 12 steals and second with 23 assists. He is 12-of-30 from downtown for a 40.0 percent success rate, which ranks 12th in the NEC. Overall, Ford ranks ninth in the Northeast Conference by shooting 48.6 percent (35-of-72) from the field. Although he struggled in Sunday's game at Iona (1-of-7, 0-for-5 on 3-pointers), he made 21-of-33 field goal attempts (63.6 percent) over the previous four games.

⇒ **The 800 Club:** Junior Devin Sweetney scored a career high 25 points, and tied career highs with 8 field goals, 17 field goals attempted and 2 blocks on Nov. 20th, against Duquesne. The Washington, D.C. native scored his 700th career point by making a pair of free throws to give the Red Flash an early 2-0 lead against the Dukes. Sweetney tallied his 800th career point, most of any player on the SFU roster, on Dec. 6 against St. Francis-NY. He also has a team-best 812 career points and 438 career rebounds. Sweetney is on pace to become just the 14th player in school history to record 1,000 points and 650 points during their careers.

⇒ **Inside Presence:** Junior Mislav Jukic has begun to make his presence felt in the low post for the Red Flash in 2008-09. After 10 games, he has scored 109 points (10.9 ppg), which is already a career high. His 58 rebounds (5.8 rpg) are also a career high. Jukic made 8-of-10 from the field and scored a career-high 19 points in SFU's thrilling overtime victory over Bucknell on Nov. 22. He then recorded his first career double-double with 15 points and a career-high 11 rebounds in a victory at Youngstown State on Nov. 29. Coming into the 2008-09 season, Jukic was averaging 2.1 ppg and 1.1 rpg.

⇒ **Same Names, New Numbers:** Several Red Flash returnees will be sporting new numbers this season. Marquis Ford switched from No. 11 to No. 3; Kurt Hoffman changed from No. 45 to his old high school No. 54; Mislav Jukic changed

RED FLASH WHEN...

SFU RECORD BY STARTING LINEUP	
Ford, Jackson, Jukic, Nelson, Sweetney	1-0
Ford, Hoffman, Jukic, Nelson, Sweetney	2-1
Ford, Jukic, Nelson, Profeta, Sweetney	1-3
Ford, Hoffman, Nelson, Spaid, Sweetney	0-1
Ford, Hoffman, Jukic, Nelson, Surprenant	0-1

SFU DOUBLE-FIGURE GAMES

Points	
Sweetney (8), Ford (6), Jukic (6), Nelson (3), Surprenant (1)	
Rebounds	
Sweetney (3), Jukic (1)	
Double-Doubles	
Sweetney (3), Jukic (1)	

Saint Francis Record... All NEC

Saint Francis Record...	All	NEC
At home	2-2	1-1
On road	2-4	0-0
Leading or tied at halftime	3-0	0-0
Trailing at halftime	1-6	1-1
Shoot 50% or higher	2-0	0-0
Shoot less than 50%	2-6	1-1
Shoot higher % than opponent	4-0	1-0
Shoot lower % than opponent	0-6	0-1
Opp. shoot worse than 50%	4-3	1-1
Opp. shoot 50% or higher	0-3	0-0
Score less than 60 points	0-4	0-1
Score 60-70 points	4-1	1-0
Score 71-80 points	0-1	0-0
Score 81-90 points	0-0	0-0
Score 91-plus points	0-0	0-0
Opp. score 50 points or less	0-0	0-0
Opp. score 51-60 points	1-0	0-0
Opp. score 61-70 points	3-2	1-0
Opp. score 71-80 points	0-2	0-1
Opp. score 81-90 points	0-2	0-0
Opp. score 91-plus points	0-0	0-0
Outrebound opponent	4-2	1-0
Outrebounded by opponent	0-4	0-1
Equal number of rebounds	0-0	0-0
Commit fewer turnovers than opp.	1-1	1-1
Commit same turnovers as opp.	0-0	0-0
Commit more turnovers than opp.	3-5	0-0
Make 8 or more 3-pointers	1-1	0-0
Make 7 or fewer 3-pointers	3-5	1-1
Games decided by 3 or fewer points	1-0	0-0
Game decided by 4-10 points	3-1	1-0
Overtime games	1-0	0-0
On Television	2-1	1-0
Games vs. ranked opp.	0-0	0-0
Games following a loss	3-2	1-0
Games following a win	1-3	0-0
More points in paint than opp.	4-1	1-0
Fewer or same points in paint	0-5	0-1
More bench points than opp.	1-2	0-0
Fewer or same bench points than opp.	3-4	1-1
More 2nd chance points than opp.	1-2	1-0
Fewer or same 2nd chance points	3-4	0-1
On Sunday	0-1	0-0
On Monday	1-2	0-0
On Tuesday	0-0	0-0
On Wednesday	0-0	0-0
On Thursday	0-2	0-1
On Friday	0-1	0-0
On Saturday	3-0	1-0
Day Games	1-1	1-0
Night Games (5 p.m. or later start)	3-5	0-1

his number from 35 to 13; Chris McFarland will wear No. 2 in lieu of No. 20; and Randy Spaid will now wear No. 21 instead of No. 40.

⇒ **On The Tube:** Saint Francis will appear on regional television three times this season, including last Saturday's game against St. Francis-NY, at DeGol Arena. The game was televised live on MSG Network and WWCP-Fox8 (Johnstown) at Noon. The game was also televised to a tape delayed audience on FSN-Pittsburgh later that evening at 8 p.m.

Saint Francis versus St. Francis-NY will again be televised on the same two stations play in Brooklyn, New York, on Jan. 24. That contest will broadcast live on both MSG and FSN-Pittsburgh at 4 p.m.

Saint Francis' final televised game of the season will be on Feb. 7 at Wagner. The game will air live on MSG at 4 p.m. that day, while it will be shown on tape delay at 9 p.m. on Feb. 9, on FSN-Pittsburgh.

⇒ **Preseason Polls:** The Red Flash were selected by Northeast Conference coaches to finish 11th in the league in 2008-09. Saint Francis completed last season in a four-way tie for eighth place, just one game out of an NEC Tournament berth. The Red Flash are looking to make the NEC Tournament for the first time since 2004-05.

⇒ **New Faces:** Junior Cedric Latimer and freshman Curtis Keys are new faces on the Red Flash roster this season. However, neither player will participate in 2008-09. Latimer, a transfer from Santa Clara, will sit out in compliance with NCAA transfer rules. Keys will take the year off to concentrate on academics.

⇒ **Joe Vesnesky Returns:** Long-time "Voice" of the Red Flash, Joe Vesnesky, returns for his 30th season in Loretto. Don Friday will be the sixth Saint Francis head coach in which he will cover, and he will cover SFU athletics under his sixth U.S President. Vesnesky's partner, Bernie Jubeck, will be the color commentator at all home games, and select road games.

⇒ **Tickets For Games at DeGol Arena:** Tickets for basketball games held at DeGol Arena can be purchased by calling 814-472-3286. General admission tickets are \$7.00 for adults, and \$4.00 for students/children (12 and under). Season ticket prices are as follows: Reserved chairback seats \$100; General Admission Adult \$65; General Admission Student/Children \$40.

⇒ **New Faces For 2009-10:** Head coach Don Friday announced the first two signees of his first recruiting class at Saint Francis. Ronald Johnson and Umar Shannon will join the Red Flash for the 2009-10 season upon graduation

The Last Time Saint Francis...

Scored 100 points:2/28/94 vs. Long Island (W, 103-79)
Scored 100 points in NEC:2/28/94 vs. Long Island (W, 103-79)
Gave up 100 points:12/9/06 at Sacred Heart (L, 103-91)
Scored under 50 points:11/17/08 at American (L, 67-46)
Scored under 50 in NEC:1/16/08 at Mount St. Mary's (L, 56-44)
Held opponent under 50 points:1/22/05 vs. Wagner (W, 63-45)
Held NEC opponent under 50 pts:1/22/05 vs. Wagner (W, 63-45)
Beat a Top-10 Team:unknown
Beat a No. 1 Team:Never
Were ranked in the Top-10:unknown
Played an OT game:11/22/08 vs. Bucknell (W, 69-59 OT)
Won an OT game:11/22/08 vs. Bucknell (W, 69-59 OT)
Lost at home:12/4/08 vs. Long Island (73-58)
Lost an NEC game at home:12/4/08 vs. Long Island (73-58)
Best home record at DeGol Arena:17-1, 1990-91
Sold out DeGol Arena:3/6/91 vs. Fordham (W, 70-64)
Shot 60% or better12/1/08 at Morgan State (.605)
Shot 50-59.9%:11/29/08 at Youngstown State (.510)
Shot under 30%:11/14/08 at Texas Tech (.259)
Shot under 35%:11/17/08 at American (.347)
Shot 100% FT:unknown
Had 40 or more rebounds:11/22/08 vs. Bucknell (42)
Had 50 or more rebounds:11/9/05 vs. Bethune-Cookman (55)
Won/Lost on a Buzzer Beater:12/22/06 vs. Duquesne (L, 72-71)

from high school. Johnson is a 6-8, 215-pound forward from Gettysburg. He averaged 10.0 ppg, 12.0 rpg and 2.0 apg as a junior. Shannon tallied 16.9 ppg, 5.3 apg, 3.7 rpg and 2.3 spg at Atlantic City (N.J.) High School.

⇒ **All-American Success:** Saint Francis has long been known for its reputation as a top university around the country, but it is not widely known that 33 current or former student-athletes have been honored for their success in and out of the classroom. SFU has had 33 all-time *ESPN The Magazine* Academic All-Americans, as voted on by members of CoSIDA. Saint Francis had three student-athletes receive the prestigious honor in 2007-08. The Red Flash men's basketball team has had five *ESPN The Magazine* Academic All-Americans, including current assistant coach Rob Krimmel and former Dallas Maverick Mike Iuzzolino, who were both two-time honorees. Iuzzolino was the *ESPN The Magazine* Academic All-American of the Year in 1991.

Saint Francis Records Watch

SAINT FRANCIS 1,000-POINT SCORERS

1. Joe Anderson (87-91)	2,301
2. Maurice Stokes (51-55)	2,282
3. Jeff Hamilton (81-85)	1,810
4. Kevin Porter (68-72)	1,766
5. Darshan Luckey (02-05)	1,699
6. Sandy Williams (61-64)	1,546
7. Harkeem Dixon (87-90, 92)	1,458
8. Greg Jacobs (83-87)	1,457
9. Norm Van Lier (66-69)	1,410
10. Frank Puschauer (53-57)	1,371
11. Wilbur Trosch (57-60)	1,361
12. Nick Leasure (75-79)	1,360
13. Len Murray (64-68)	1,323
14. Mike Iuzzolino (89-91)	1,346
15. Larry Lewis (66-69)	1,293
16. John Hilvert (87-91)	1,292
17. Deon George (90-94)	1,288
18. Eric Taylor (94-98)	1,287
19. Charlie Kates (77-81)	1,213
20. Joe Hazinsky (68-72)	1,187
21. Calvin Fowler (59-62)	1,179
22. Clarence Hopson (71-74)	1,148
23. Jim McClellan (54-58)	1,140
24. Terrence Martin (93-97)	1,130
25. Joe Aston (57-60)	1,128
26. John Bodner (48-52)	1,125
27. Bill Coyle (63-67)	1,097
28. Rob Wooster (92-96)	1,085
29. Joe Schoen (77-81)	1,076
30. Bill Wanish (48-51)	1,064
31. Ed Winters (59-62)	1,063
32. Napoleon Lightning (81-85)	1,060
33. Rahsaan Benton (01-06)	1,045
34. Bob Convey (77-81)	1,036
35. Jason Roberts (92-96)	1,017
35. Bob Nichols (72-76)	1,017
37. Ed W. Dugan (50-54)	1,003

CURRENT PLAYERS CAREER POINTS

Devin Sweetney (2006-present)	812
Marquis Ford (2005-present)	656
Cale Nelson (2004-present)	651
Grant Surprenant (2005-present)	477
Steve Profeta (2005-present)	272
Mislav Jukic (2006-present)	196
Kurt Hoffman (2006-present)	134
Kyle Jackson (2006-present)	67
Chris McFarland (2006-present)	55
Sorena Orandi (2007-present)	47
Randy Spaid (2006-present)	34

SAINT FRANCIS ALL-TIME REBOUNDING LEADERS

1. *Maurice Stokes (51-55)	1,819
2. Larry Lewis (66-69)	1,324
3. Jim McClellan (54-58)	1,002
4. Eric Taylor (94-98)	967
5. Joe Schoen (77-81)	942
6. Wilbur Trosch (57-60)	875
7. Sandy Williams (61-64)	833
8. Joe Aston (57-60)	831
9. Mike Copeland (68-71)	830
10. Don Falenski (55-59)	797
11. Norm Van Lier (66-69)	769
12. Frank Puschauer (53-57)	713
13. Jeff Hamilton (81-85)	711
14. Joe Anderson (87-91)	666
15. Charlie Kates (77-81)	665
16. William Saller (52-56)	653

* - Does not include Stokes' freshman year because rebounding statistics were not kept until 1952-53.

CURRENT PLAYERS CAREER REBOUNDS

Devin Sweetney (2006-present)	438
Marquis Ford (2005-present)	231
Kurt Hoffman (2006-present)	144
Cale Nelson (2004-present)	142
Steve Profeta (2005-present)	134
Grant Surprenant (2005-present)	108
Mislav Jukic (2006-present)	102
Kyle Jackson (2006-present)	56
Chris McFarland (2006-present)	36
Sorena Orandi (2007-present)	16
Randy Spaid (2006-present)	15

SAINT FRANCIS ALL-TIME ASSISTS LEADERS

1. Napoleon Lightning (81-85)	589
2. Jamal Ragland (97-01)	488
3. Bob Convey (77-81)	440
3. Greg Jacobs (83-87)	440
5. Jack Phelan (73-77)	353
6. Garrett Farha (04-06)	323
6. Don Graham (75-79)	323

CURRENT PLAYERS CAREER ASSISTS

Cale Nelson (2004-present)	277
Marquis Ford (2005-present)	255
Devin Sweetney (2006-present)	103
Steve Profeta (2005-present)	65
Grant Surprenant (2005-present)	45
Chris McFarland (2006-present)	31
Kurt Hoffman (2006-present)	26
Mislav Jukic (2006-present)	16
Sorena Orandi (2007-present)	16
Kyle Jackson (2006-present)	15
Randy Spaid (2006-present)	1

SAINT FRANCIS ALL-TIME BLOCKS LEADERS

1. Melvin Scott (1996-01)	137
2. Jerry Mack (1985-89)	109
3. Emmanuel Adekunle (1994-98)	105
4. Lou Schmitt (1980-84)	77
5. Reggie Lewis (1989-94)	74
6. Jason Osborne (2001-05)	71
7. Tom Bennetch (1987-91)	61
8. Jelani Lawrence (2005-07)	59
8. Mike Fink (1989-92)	59
10. Bassirou Dieng (2006-present)	58
11. Jeff Hamilton (1981-85)	52

CURRENT PLAYERS CAREER BLOCKS

Devin Sweetney (2006-present)	22
Kurt Hoffman (2006-present)	19
Steve Profeta (2005-present)	14
Mislav Jukic (2006-present)	11
Grant Surprenant (2005-present)	7
Marquis Ford (2005-present)	4
Kyle Jackson (2006-present)	2
Chris McFarland (2006-present)	2
Cale Nelson (2004-present)	2
Randy Spaid (2006-present)	1
Sorena Orandi (2007-present)	0

TEXAS TECH 81, SAINT FRANCIS 47

Nov. 14, 2008 | Lubbock, Texas

St. Francis 47 • 0-1

#	Player	Total			3-Ptr			Rebounds			PF	TP	A	TO	Bk	Stl	Min
		FG	FGA	FT	FTA	Off	Def	Total									
01	SWEETNEY, Devin	f	3-11	2-4	3-4	2	7	9	3	11	1	4	0	1	25		
54	HOFFMAN, Kurt	f	0-2	0-0	0-0	0	4	4	0	1	2	0	0	19			
21	SPAUD, Randy	c	0-2	0-0	0-0	0	1	2	0	0	1	0	0	11			
03	FORD, Marquis	g	2-5	2-4	5-6	0	1	1	0	11	2	3	0	27			
15	NELSON, Cale	g	3-8	2-5	0-0	0	2	2	1	8	2	3	0	35			
02	McFARLAND, Chris	g	1-1	0-0	0-0	2	1	3	3	2	0	3	0	10			
13	JUKIC, Mislav	g	4-10	0-0	2-2	1	4	5	2	10	0	1	1	20			
14	ORANDI, Sorena	g	0-4	0-0	0-0	0	1	1	1	0	1	1	0	7			
30	SURPRENANT, Grant	g	1-7	1-5	0-0	0	1	1	1	3	0	0	0	15			
33	JACKSON, Kyle	g	0-1	0-0	0-0	1	1	2	0	0	3	0	1	13			
43	PROFETA, Steve	g	0-3	0-3	2-2	2	1	3	3	2	2	0	0	18			
Team						1 2 3											
Totals			14-54	7-21	12-14	9	26	35	20	47	8	23	1	7	200		

FG % 1st Half: 8-22 36.4% 2nd half: 6-32 18.8% Game: 14-54 25.9%
 3FG % 1st Half: 4-9 44.4% 2nd half: 3-12 25.0% Game: 7-21 33.3%
 FT % 1st Half: 4-4 100.0% 2nd half: 8-10 80.0% Game: 12-14 85.7%

Deadball Rebounds 2

Texas Tech 81 • 1-0

#	Player	Total			3-Ptr			Rebounds			PF	TP	A	TO	Bk	Stl	Min
		FG	FGA	FT	FTA	Off	Def	Total									
05	Roberts, D'waly	f	1-2	0-0	2-4	1	2	3	2	4	1	1	0	1	20		
31	Cohadarevic, Darko	f	1-2	0-1	2-2	0	2	2	1	4	0	2	0	1	12		
20	Voskuil, Alan	g	3-7	2-6	0-0	1	2	3	0	8	2	0	0	23			
21	Roberson, John	g	4-8	0-1	5-6	0	5	5	0	13	5	3	0	29			
23	Okorie, Nick	g	6-12	4-6	0-0	1	0	1	1	16	2	2	0	19			
02	Craig, Rogdrick	g	0-3	0-0	0-0	0	1	1	0	0	1	0	0	9			
03	Graham, Tyree	g	2-5	0-1	2-2	0	3	3	2	6	1	1	0	17			
04	Ray, Corbin	g	1-3	0-0	0-0	2	1	3	1	2	0	0	0	7			
10	Dunn, Wally	g	2-3	1-2	0-0	0	1	1	0	5	0	0	0	8			
15	Lewandowski, Robert	g	1-3	0-0	0-0	1	2	3	2	2	0	2	1	8			
24	Cook, Trevor	g	4-7	2-3	0-0	2	1	3	2	10	0	1	1	15			
30	Prince, Michael	g	2-2	0-0	1-2	1	4	5	1	5	1	1	0	12			
32	Singletary, Mike	g	2-4	0-0	2-2	2	3	5	1	6	1	1	0	13			
41	Suljagic, Damir	g	0-1	0-0	0-0	0	1	1	2	0	1	1	0	8			
Team						0 3 3											
Totals			29-62	9-20	14-18	11	31	42	15	81	15	15	4	7	200		

FG % 1st Half: 16-31 51.6% 2nd half: 13-31 41.9% Game: 29-62 46.8%
 3FG % 1st Half: 6-12 50.0% 2nd half: 3-8 37.5% Game: 9-20 45.0%
 FT % 1st Half: 5-6 83.3% 2nd half: 9-12 75.0% Game: 14-18 77.8%

Deadball Rebounds 0

Officials: Hal Lusky, Randy Heimerman, Henry Howard
 Technical fouls: St. Francis-None, Texas Tech-None.
 Attendance: 5961

Score by periods	1st	2nd	Total
St. Francis	24	23	47
Texas Tech	43	38	81

	In	Off	2nd	Fast	Bench
Points	14	5	7	0	17
Paint	28	25	14	8	36

Last FG - SFU 2nd-02:22, T2nd-00:45.
 Largest lead - SFU by 61st-19:17TT by 35 2nd-08:02.
 Score tied - 1 time.
 Lead changed - 3 times.

AMERICAN 67, SAINT FRANCIS 46

Nov. 17, 2008 | Washington, D.C.

SFU 46 • 0-2

#	Player	Total			3-Ptr			Rebounds			PF	TP	A	TO	Bk	Stl	Min
		FG	FGA	FT	FTA	Off	Def	Total									
01	SWEETNEY, Devin	*	2-12	0-5	1-2	1	3	4	1	5	0	4	0	0	32		
03	FORD, Marquis	*	3-7	1-2	0-0	2	1	3	0	7	3	2	0	2	31		
13	JUKIC, Mislav	*	1-10	0-0	2-2	3	4	7	3	4	2	3	1	0	33		
15	NELSON, Cale	*	3-5	2-4	0-0	1	2	3	3	8	1	1	0	1	28		
43	PROFETA, Steve	*	3-5	2-4	0-0	0	0	0	0	4	8	0	1	0	17		
02	McFARLAND, Chris	*	1-3	0-0	0-0	0	1	1	1	2	0	1	0	0	12		
14	ORANDI, Sorena	*	0-0	0-0	0-0	0	0	0	0	0	0	0	0	0	2		
21	SPAUD, Randy	*	0-0	0-0	0-0	0	0	0	0	0	0	0	0	0	2		
30	SURPRENANT, Grant	*	0-1	0-1	0-0	0	0	0	0	0	0	0	0	0	5		
33	JACKSON, Kyle	*	1-2	0-0	2-2	2	3	5	3	4	0	1	0	1	14		
54	HOFFMAN, Kurt	*	3-4	0-0	2-3	3	4	7	2	8	0	2	0	0	24		
Team						1 1 2											
Totals			17-49	5-16	7-9	13	19	32	17	46	7	15	1	4	200		

FG % 1st Half: 8-24 33.3% 2nd half: 9-25 36.0% Game: 17-49 34.7%
 3FG % 1st Half: 1-7 28.6% 2nd half: 3-9 33.3% Game: 5-16 31.3%
 FT % 1st Half: 1-2 50.0% 2nd half: 6-7 85.7% Game: 7-9 77.8%

Deadball Rebounds 2

American 67 • 1-1

#	Player	Total			3-Ptr			Rebounds			PF	TP	A	TO	Bk	Stl	Min
		FG	FGA	FT	FTA	Off	Def	Total									
14	Gilmore, Brian	*	4-7	0-2	5-5	0	0	0	13	3	1	0	0	32			
15	Borden, Frank	*	0-1	0-1	2-2	0	3	3	2	3	0	1	2	25			
3	Merced, Derrick	*	4-5	1-1	2-3	1	1	2	4	11	4	1	0	2	25		
4	Markusovic, Frane	*	0-0	0-0	0-0	1	2	3	2	0	1	0	1	9			
5	Carr, Garrison	*	10-18	5-12	3-3	0	2	2	3	28	0	0	0	33			
1	Wilson, Matthew	*	0-0	0-0	0-0	0	0	0	0	0	0	0	0	1			
13	Graft, Riley	*	1-1	0-0	0-0	0	0	0	0	2	0	0	0	1			
21	Hendra, Nick	*	1-3	0-1	0-0	0	2	2	0	2	2	0	3	19			
22	Luptak, Steve	*	0-2	0-0	0-0	0	3	3	1	0	1	0	0	15			
32	Lumpkins, Stephen	*	2-4	0-0	1-3	0	3	3	3	5	0	1	2	0	12		
44	Nichols, Jordan	*	2-3	0-0	0-0	2	3	5	1	4	1	2	0	2	28		
Team						0 0 0											
Totals			24-44	6-17	13-16	4	19	23	17	67	14	9	3	11	200		

FG % 1st Half: 13-25 52.0% 2nd half: 11-19 57.9% Game: 24-44 54.5%
 3FG % 1st Half: 1-10 10.0% 2nd half: 5-7 71.4% Game: 6-17 35.3%
 FT % 1st Half: 4-4 100.0% 2nd half: 9-12 75.0% Game: 13-16 81.3%

Deadball Rebounds 0

Officials: Tim Edwards, Tom Fahey, Paul Hlovinen
 Technical fouls: SFU-NELSON, Cale. American-Merced, Derrick.
 Attendance: 2123

Score by periods	1st	2nd	Total
SFU	19	27	46
American	31	36	67

	In	Off	2nd	Fast	Bench
Points	20	8	7	4	14
Paint	28	20	10	13	

Last FG - SFU 2nd-01:57, A2nd-00:03.
 Largest lead - SFU by 1st-15:17AU by 25 2nd-02:14.
 Score tied - 1 time.
 Lead changed - 2 times.

DUQUESNE 83, SAINT FRANCIS 72

Nov. 20, 2008 | Loretto, Pa.

Duquesne 83 • 2-0

#	Player	Total			3-Ptr			Rebounds			PF	TP	A	TO	Bk	Stl	Min
		FG	FGA	FT	FTA	Off	Def	Total									
25	SAUNDERS, Damian	f	5-6	0-1	1-2	3	4	7	4	11	1	3	3	3	19		
00	CLARK, Bill	f	5-10	1-5	1-5	2	4	6	3	12	6	2	0	1	38		
31	JACKSON, Aaron	g	9-15	0-2	2-6	1	3	4	3	20	7	4	0	7	35		
13	DUTY, Jason	g	2-5	1-4	0-0	0	1	1	1	5	1	0	0	1	26		
32	MONTEIRO, B.J.	g	1-3	0-1	1-2	0	2	2	2	3	2	0	0	2	14		
03	EVANS, Eric	g	7-10	1-4	1-3	1	0	1	3	16	1	4	0	1	29		
04	SHERWOOD, Jimmy	g	1-2	1-1	0-2	0	0	0	0	3	3	1	0	0	6		
22	THEIS, David	g	1-3	0-0	0-1	2	2	4	1	2	0	1	2	0	16		
23	BOLDING, Melquan	g	2-4	1-2	1-3	2	3	5	1	6	1	2	0	0	14		
33	PEGGAU, Rodrigo	g	2-2	0-0	1-1	1	0	1	0	5	0	0	0	0	3		
Team						0 1 1											
Totals			35-60	5-20	8-25	12	20	32	18	83	22	17	5	15	200		

FG % 1st Half: 17-29 58.6% 2nd half: 18-31 58.1% Game: 35-60 58.3%
 3FG % 1st Half: 3-10 30.0% 2nd half: 2-10 20.0% Game: 5-20 25.0%
 FT % 1st Half: 5-10 50.0% 2nd half: 3-15 20.0% Game: 8-25 32.0%

Deadball Rebounds 8

SAINT FRANCIS 72 • 0-3

LEHIGH 61, SAINT FRANCIS 56

Nov. 24, 2008 | Bethlehem, Pa.

St. Francis (Pa.) 56 • 1-4

#	Player	Total			3-Ptr			Rebounds			PF	TP	A	TO	Bk	Stl	Min
		FG	FGA	FT	FTA	FG	FGA	FT	FTA	Off							
01	SWEETNEY, Devin	f	3-9	1-4	5-6	0	7	7	4	12	0	3	0	1	30		
13	JUKIC, Mislav	f	3-7	0-1	1-3	2	3	5	4	7	1	5	0	0	20		
03	FORD, Marquis	g	1-4	0-1	3-4	0	4	4	0	5	2	1	0	0	20		
15	NELSON, Cale	g	2-5	1-3	0-0	0	2	2	3	5	1	1	0	0	26		
43	PROFETA, Steve	g	1-2	1-2	0-0	0	2	3	0	0	0	0	0	0	17		
02	McFarland, Chris	g	0-0	0-0	0-0	0	0	0	1	0	0	3	0	0	6		
14	ORANDI, Sorena	g	2-3	0-0	5-5	1	1	2	4	9	1	1	0	0	16		
21	SPAUD, Randy	g	3-3	0-0	1-1	1	2	3	1	7	0	0	0	0	10		
30	SURPRENANT, Grant	g	1-1	1-1	0-0	0	1	1	2	3	0	1	0	0	14		
33	JACKSON, Kyle	g	0-4	0-2	2-2	1	1	2	2	1	1	0	0	0	19		
54	HOFFMAN, Kurt	g	1-4	0-1	1-2	2	1	3	2	3	1	0	0	0	22		
Team						1 2 3											
Totals			17-42	4-15	18-23	8	24	32	25	56	7	17	0	6	200		

FG % 1st Half: 8-21 38.1% 2nd half: 9-21 42.9% Game: 17-42 40.5%
 3FG % 1st Half: 4-13 30.8% 2nd half: 0-2 0.0% Game: 4-15 26.7%
 FT % 1st Half: 2-4 50.0% 2nd half: 16-19 84.2% Game: 18-23 78.3%

Deadball Rebounds 3

Lehigh 61 • 3-1

#	Player	Total			3-Ptr			Rebounds			PF	TP	A	TO	Bk	Stl	Min
		FG	FGA	FT	FTA	FG	FGA	FT	FTA	Off							
10	Carrington Zahir	f	4-10	0-0	4-11	2	6	8	4	12	0	3	1	1	27		
42	Anderson, Phil	f	2-3	2-2	0-0	0	1	1	3	6	0	1	0	0	13		
01	Hall, Marquis	g	2-11	1-3	3-4	0	4	4	0	8	5	3	0	0	30		
15	Keefer, Rob	g	3-7	1-2	0-0	2	3	5	2	7	0	2	0	0	25		
32	Buchberger, Dave	g	3-6	3-4	6-6	1	1	2	2	15	1	0	0	0	26		
04	Adams, John	g	1-3	0-0	0-0	1	2	3	2	2	2	1	0	0	27		
05	Small, Prentice	g	2-3	1-1	2-3	1	1	2	1	7	3	2	0	0	21		
23	Ojo, Michael	g	1-1	1-1	1-2	0	1	1	0	4	0	0	0	0	6		
31	Maneri, Justin	g	0-0	0-0	0-0	0	0	0	2	0	0	0	0	0	5		
33	Gourlay, John	g	0-0	0-0	0-0	0	0	0	2	0	1	1	0	0	7		
35	Szalachowski, Matt	g	0-0	0-0	0-0	1	0	1	0	0	1	1	0	0	13		
Team						0 1 1											
Totals			18-44	9-13	16-26	8	19	27	18	61	13	14	1	7	200		

FG % 1st Half: 10-26 38.5% 2nd half: 8-18 44.4% Game: 18-44 40.9%
 3FG % 1st Half: 6-8 75.0% 2nd half: 3-5 60.0% Game: 9-13 69.2%
 FT % 1st Half: 2-4 50.0% 2nd half: 14-22 63.6% Game: 16-26 61.5%

Deadball Rebounds 4

Officials: Michael Chesney, Jeff Benedict, Steve Weaver
 Technical fouls: St. Francis (Pa.) - None; Lehigh - None.
 Attendance: 814

Score by periods	1st	2nd	Total
St. Francis (Pa.)	22	34	56
Lehigh	28	33	61

	In	Off	2nd	Fast	Bench
Points	Paint	T/O	Chance	Break	
SFU	18	10	7	2	24
LEHIGH	12	16	4	2	13

Last FG - SFU 2nd-00:30, LEHIGH 2nd-03:46.
 Largest lead - SFU by 51st-18:25; LEHIGH by 17th-09:07.
 Score tied - 1 time.
 Lead changed - 1 time.

SAINT FRANCIS 66, YOUNGSTOWN ST. 65

Nov. 29, 2008 | Youngstown, Ohio

Saint Francis (Pa.) 66 • 2-4

#	Player	Total			3-Ptr			Rebounds			PF	TP	A	TO	Bk	Stl	Min
		FG	FGA	FT	FTA	FG	FGA	FT	FTA	Off							
13	JUKIC, Mislav	f	7-12	0-1	1-2	3	8	11	0	15	0	2	1	0	28		
01	SWEETNEY, Devin	g	5-7	1-3	0-1	1	3	4	11	1	1	0	0	0	30		
03	FORD, Marquis	g	5-7	2-3	0-1	0	3	3	1	12	3	2	0	0	31		
15	NELSON, Cale	g	3-10	1-4	2-2	1	2	3	0	9	5	1	0	0	34		
33	JACKSON, Kyle	g	0-2	0-0	2-2	0	1	1	0	2	1	1	0	0	8		
02	McFarland, Chris	g	0-0	0-0	0-0	0	0	0	0	0	0	0	0	0	1		
14	ORANDI, Sorena	g	0-2	0-0	0-0	0	0	0	0	2	2	1	0	0	10		
21	SPAUD, Randy	g	0-0	0-0	0-0	0	0	0	0	2	2	0	0	0	8		
30	SURPRENANT, Grant	g	5-8	4-6	0-0	0	1	1	2	14	2	1	0	0	22		
43	PROFETA, Steve	g	0-2	0-0	1-2	4	1	5	4	1	1	1	0	0	12		
54	HOFFMAN, Kurt	g	1-1	0-0	0-0	1	0	1	3	2	1	0	0	0	16		
Team						2 1 3											
Totals			26-51	8-15	6-10	12	22	34	16	66	16	12	2	3	200		

FG % 1st Half: 16-26 61.5% 2nd half: 10-25 40.0% Game: 26-51 51.0%
 3FG % 1st Half: 5-7 71.4% 2nd half: 3-8 37.5% Game: 8-15 53.3%
 FT % 1st Half: 3-4 75.0% 2nd half: 3-6 50.0% Game: 6-10 60.0%

Deadball Rebounds 1

Youngstown State 65 • 1-4

#	Player	Total			3-Ptr			Rebounds			PF	TP	A	TO	Bk	Stl	Min
		FG	FGA	FT	FTA	FG	FGA	FT	FTA	Off							
25	MARTIN, Sirlvester	f	5-18	1-2	0-0	5	4	9	0	11	3	3	0	0	38		
50	LILES, Jack	f	3-6	0-0	2-2	2	3	5	4	8	0	0	2	0	23		
01	MAYS, DeAndre	g	2-7	1-1	1-4	2	3	4	3	6	3	2	0	0	34		
14	BRIGHT, Kelvin	g	2-8	0-3	2-3	2	2	2	1	6	1	0	0	0	26		
44	SULSKIS, Vyatas	g	7-13	4-9	4-6	1	4	5	2	22	4	2	0	0	35		
04	COOKSEY, Vance	g	0-1	0-1	2-2	0	1	1	0	3	0	0	0	0	12		
20	WARD, Ashen	g	3-6	2-3	0-0	0	1	1	1	8	1	0	0	0	13		
21	REBILLOT, Zack	g	0-0	0-0	0-0	0	0	0	0	0	0	0	0	0	1		
32	PARKS, Tom	g	0-0	0-0	0-0	0	0	0	1	0	0	0	0	0	1		
33	BOUDLER, Dan	g	1-1	0-0	0-0	2	0	2	0	2	0	1	1	0	17		
Team						2 2 4											
Totals			23-60	8-19	11-17	17	15	32	12	65	17	7	3	2	200		

FG % 1st Half: 11-27 40.7% 2nd half: 12-33 36.4% Game: 23-60 38.3%
 3FG % 1st Half: 4-9 44.4% 2nd half: 4-10 40.0% Game: 8-19 42.1%
 FT % 1st Half: 5-8 62.5% 2nd half: 6-9 66.7% Game: 11-17 64.7%

Deadball Rebounds 4

Officials: Charles Russell, Jeff Albright, Jeff Spedoko
 Technical fouls: Saint Francis (Pa.) - None; Youngstown State - None.
 Attendance: 1585

Score by periods	1st	2nd	Total
Saint Francis (Pa.)	40	26	66
Youngstown State	31	34	65

	In	Off	2nd	Fast	Bench
Points	Paint	T/O	Chance	Break	
SFU	26	11	3	0	17
YSU	20	6	14	2	12

Last FG - SFU 2nd-00:53, YSU 2nd-00:26.
 Largest lead - SFU by 14 1st-01:45; YSU by 4 1st-15:03.
 Score tied - 3 times.
 Lead changed - 3 times.

SAINT FRANCIS 65, MORGAN STATE 61

Dec. 1, 2008 | Baltimore, Md.

Saint Francis (Pa.) 65 • 2-4

#	Player	Total			3-Ptr			Rebounds			PF	TP	A	TO	Bk	Stl	Min
		FG	FGA	FT	FTA	FG	FGA	FT	FTA	Off							
01	SWEETNEY, Devin	f	7-13	0-2	5-7	0	12	12	3	19	0	5	1	1	34		
13	JUKIC, Mislav	f	2-4	0-0	7-8	0	7	7	4	11	0	3	0	0	29		
54	HOFFMAN, Kurt	f	4-5	0-0	0-1	0	3	3	3	8	0	2	1	0	34		
03	FORD, Marquis	g	6-8	2-3	2-3	1	3	4	2	16	2	5	0	2	30		
15	NELSON, Cale	g	1-3	1-3	1-4	0	1	1	2	4	6	3	0	0	40		
21	SPAUD, Randy	g	0-1	0-0	0-0	0	0	0	0	0	0	0	0	0	5		
30	SURPRENANT, Grant	g	1-2	1-2	0-0	1	0	1	2	3	1	0	0	0	12		
33	JACKSON, Kyle	g	2-2	0-0	0-0	0	0	0	2	4	0	1	0	1	7		
43	PROFETA, Steve	g	0-0	0-0	0-0	0	0	0	1	0	1	0	0	0	9		
Team						2 4 6											
Totals			23-38	4-10	15-23	4	30	34	19	65	10	20	2	4	200		

FG % 1st Half: 13-24 54.2% 2nd half: 10-14 71.4% Game: 23-38 60.5%
 3FG % 1st Half: 3-7 42.9% 2nd half: 1-3 33.3% Game: 4-10 40.0%
 FT % 1st Half: 1-3 33.3% 2nd half: 14-20 70.0% Game: 15-23 65.2%

Deadball Rebounds 2

Morgan State 61 • 2-6

#	Player	Total			3-Ptr			Rebounds			PF	TP	A
---	--------	-------	--	--	-------	--	--	----------	--	--	----	----	---

SAINT FRANCIS 69, ST. FRANCIS-NY 65

Dec. 6, 2008 | Loretto, Pa.

St. Francis-NY 5 • 2-5, 1-1NEC

#	Player	Total		3-Ptr		Rebounds			PF	TP	A	TO	Blk	Stl	Min
		FG	FGA	FG	FGA	FT	FTA	Off							
02	PERUNJIC, Stefan	f	2-9	2-8	0-0	0	1	1	3	6	0	1	0	0	20
23	WRICE, Herman	f	0-1	0-0	0-0	2	1	3	2	0	0	0	0	0	20
32	AVENI, Kayode	f	7-14	1-4	6-8	2	12	14	3	21	2	3	2	1	39
11	CADILL, Ricky	g	6-14	2-5	0-0	2	1	3	1	14	3	3	0	3	34
45	RUBINO, Rocco	g	5-8	4-7	0-0	0	3	3	1	14	0	1	0	0	34
03	WOMACK, JAMAAL	g	2-7	1-4	2-2	2	0	2	4	7	2	2	0	1	24
10	NEWTON, Justin	g	1-1	0-0	0-0	2	1	3	1	2	1	0	0	0	14
20	CLARK, Richard	g	0-0	0-0	0-0	0	0	0	0	0	0	0	0	0	3
21	BYAM, Nigel	g	0-0	0-0	0-0	0	1	1	0	0	0	0	0	0	1
44	GOODEN, John	g	0-2	0-0	1-2	0	1	1	2	1	0	1	0	0	11
	Team					0	1	1							
	Totals		23-56	10-28	9-12	10	22	32	17	65	8	12	2	5	200

FG % 1st Half: 12-26 46.2% 2nd half: 11-30 36.7% Game: 23-56 41.1% Deadball Rebounds
 3FG % 1st Half: 7-14 50.0% 2nd half: 3-14 21.4% Game: 10-28 35.7%
 FT % 1st Half: 2-2 100.0 2nd half: 7-10 70.0% Game: 9-12 75.0%

SAINT FRANCIS-P 69 • 4-5, 1-1NEC

#	Player	Total		3-Ptr		Rebounds			PF	TP	A	TO	Blk	Stl	Min
		FG	FGA	FG	FGA	FT	FTA	Off							
13	JUKIC, Mislav	f	2-8	0-0	2-2	3	3	6	3	6	0	0	1	1	24
54	HOFFMAN, Kurt	f	1-2	0-0	2-2	5	4	9	4	4	0	3	0	0	26
01	SWEETNEY, Devin	g	7-14	0-2	5-9	3	8	11	3	19	1	3	0	2	34
03	FORD, Marquis	g	5-10	1-1	1-3	0	2	2	1	12	3	1	0	0	32
15	NELSON, Cale	g	6-10	1-3	5-6	1	1	2	2	18	5	3	0	0	33
14	ORANDI, Sorena	g	0-0	0-0	0-0	0	0	0	1	0	0	0	0	1	7
30	SURPRENANT, Grant	g	2-6	1-4	0-0	0	0	0	1	5	1	0	0	0	22
33	JACKSON, Kyle	g	1-5	0-1	1-1	1	5	6	0	3	0	1	0	0	16
43	PROFETA, Steve	g	1-2	0-0	0-0	1	1	2	0	2	0	0	0	0	6
	Team					0	1	1							
	Totals		25-57	3-11	16-23	14	25	39	15	69	10	11	1	4	200

FG % 1st Half: 9-26 34.6% 2nd half: 16-31 51.6% Game: 25-57 43.9% Deadball Rebounds
 3FG % 1st Half: 2-6 33.3% 2nd half: 1-5 20.0% Game: 3-11 27.3%
 FT % 1st Half: 7-11 63.6% 2nd half: 9-12 75.0% Game: 16-23 69.6%

Officials: Jeffrey Bryant; Joseph Battilato; Phillip Ballustio
 Technical fouls: St. Francis-NY-None; SAINT FRANCIS-PA-None.
 Attendance:

Score by periods	1st	2nd	Total
St. Francis-NY	33	32	65
SAINT FRANCIS-PA	27	42	69

Last FG - SFNY 2nd-00:07, SF2nd-00:55.
 Largest lead - SFNY by 8 2nd-18:39; SFU by 9 2nd-02:34.

	In	Off	2nd	Fast	Bench
Points	Point	T/O	Chance	Break	
SFNY	16	13	11	10	10
SFU	30	15	16	6	10

Score tied - 6 times.
 Lead changed - 8 times.

IONA 78, SAINT FRANCIS 61

Dec. 14, 2008 | New Rochelle, N.Y.

Saint Francis (Pa.) 61 • 4-6

#	Player	Total		3-Ptr		Rebounds			PF	TP	A	TO	Blk	Stl	Min
		FG	FGA	FG	FGA	FT	FTA	Off							
13	JUKIC, Mislav	f	5-9	0-1	8-9	2	0	2	3	18	1	3	2	1	27
54	HOFFMAN, Kurt	f	2-3	0-0	0-0	1	2	3	5	4	1	1	0	0	21
03	FORD, Marquis	g	1-7	0-5	6-8	1	5	6	2	8	1	4	0	2	34
15	NELSON, Cale	g	4-7	4-7	2-2	0	2	2	4	14	7	5	1	0	36
30	SURPRENANT, Grant	g	1-3	0-1	0-0	0	1	1	0	2	0	2	0	0	10
02	McFARLAND, Chris	g	0-0	0-0	0-0	0	0	0	0	0	0	0	0	0	2
14	ORANDI, Sorena	g	0-3	0-2	0-0	0	0	0	0	0	0	0	0	0	13
21	SPAUD, Randy	g	2-2	0-0	1-2	1	1	2	1	5	0	0	0	0	7
33	JACKSON, Kyle	g	3-6	1-2	0-0	1	3	4	3	7	0	2	0	0	28
43	PROFETA, Steve	g	1-3	1-3	0-0	0	1	1	5	3	2	1	0	1	22
	Team					2	3	5							
	Totals		19-43	6-21	17-21	8	18	26	23	61	13	20	3	4	200

FG % 1st Half: 7-21 33.3% 2nd half: 12-22 54.5% Game: 19-43 44.2% Deadball Rebounds
 3FG % 1st Half: 3-12 25.0% 2nd half: 3-9 33.3% Game: 6-21 28.6%
 FT % 1st Half: 1-2 50.0% 2nd half: 16-19 84.2% Game: 17-21 81.0%

Iona College 78 • 4-5

#	Player	Total		3-Ptr		Rebounds			PF	TP	A	TO	Blk	Stl	Min
		FG	FGA	FG	FGA	FT	FTA	Off							
21	Rodriguez, Alejo	f	1-1	0-0	4-8	2	2	4	0	6	1	0	0	1	23
30	Huffman, Jonathan	f	5-8	3-5	0-0	0	3	3	1	13	0	0	0	0	20
01	Pratt, Kashif	g	8-11	2-5	4-6	0	3	3	4	22	1	3	0	1	30
03	Machado, Scott	g	3-7	0-1	6-6	4	3	7	1	12	10	2	0	2	27
11	Prodanovic, Milan	g	2-4	2-4	1-2	1	2	3	0	7	2	0	1	3	25
05	Dwight, Rashon	g	0-1	0-0	0-0	0	0	0	0	2	0	0	0	0	2
10	Fields, Trinity	g	4-6	1-1	2-2	0	3	3	3	11	0	2	0	1	18
12	Hicks, Maurice	g	0-1	0-0	0-0	0	1	1	1	0	0	0	0	0	2
14	Rawson, Kyle	g	0-0	0-0	0-0	0	0	0	0	0	0	0	0	0	2
15	Jenkins, Jermel	g	0-3	0-1	1-2	0	0	0	1	1	4	2	0	3	20
23	Clarke, Devon	g	1-4	0-0	2-2	1	2	3	2	4	0	2	0	1	16
52	Wolfley, Derek	g	1-1	0-0	0-0	0	0	0	4	2	0	1	0	1	15
	Team					1	1	2							
	Totals		25-47	8-17	20-28	9	20	29	19	78	18	12	1	13	200

FG % 1st Half: 12-22 54.5% 2nd half: 13-25 52.0% Game: 25-47 53.2% Deadball Rebounds
 3FG % 1st Half: 3-8 37.5% 2nd half: 5-9 55.6% Game: 8-17 47.1%
 FT % 1st Half: 9-15 60.0% 2nd half: 11-13 84.6% Game: 20-28 71.4%

Officials: Gary Tracy, John Hughes, Brian Dorsey
 Technical fouls: Saint Francis (Pa.) - JACKSON, Kyle. Iona College - None.
 Attendance: 1523

Score by periods	1st	2nd	Total
Saint Francis (Pa.)	18	43	61
Iona College	36	42	78

Last FG - SFU 2nd-00:40; ION 2nd-00:57.
 Largest lead - SFU None, ION by 25 2nd-16:07.

	In	Off	2nd	Fast	Bench
Points	Point	T/O	Chance	Break	
SFU	24	15	7	0	15
ION	34	28	9	8	18

Score tied - 0 times.
 Lead changed - 0 times.


SAINT FRANCIS AT ST. BONAVENTURE

Dec. 17, 2008 | St. Bonaventure, N.Y.

SAINT FRANCIS AT VANDERBILT

Dec. 31, 2008 | Nashville, Tenn.

#1 DEVIN SWEETNEY



2008-09 Notes:

- ◆ Now has a team-high 812 career points. Scored 700th career point on a pair of free throws vs. Duquesne (11/20), and then scored 800th in first half against St. Francis-NY (12/06). Has 438 career rebounds after recording 400th at Lehigh (11/24).
- ◆ Had played, and started, 67 consecutive games before missing Sunday's contest at Iona.
- ◆ Has had 9 or more rebounds in five of first nine games.
- ◆ On pace to become just the 14th player in school history to record 1,000 career points and 650 career rebounds.

2007-08 Notes:

- ◆ Finished 3rd on team in scoring
- ◆ Started all 29 games
- ◆ Second on team with 26 steals

1

6-6 ◆ 180

Junior

Washington, D.C.
(Riverdale Baptist)

2008-09 SWEETNEY GAME-BY-GAME

Opponent	Min.	FG-A	Pct.	3FG-A	Pct.	FT-A	Pct.	O-D-TR	PF	A	TO	BS	ST	Pts
at Texas Tech (11/14)	25	3-11	.273	2-4	.500	3-4	.750	2-7-9	3	1	4	0	1	11
at American (11/17)	32	2-12	.167	0-5	.000	1-2	.500	1-3-4	1	0	4	0	0	5
DUQUESNE (11/20)	35	8-17	.471	2-4	.500	7-8	.875	2-7-9	4	1	6	2	0	25
BUCKNELL (11/22)	40	3-11	.273	1-3	.333	8-10	.800	0-10-10	2	0	4	0	2	15
at Lehigh (11/24)	30	3-9	.333	1-4	.250	5-6	.833	0-7-7	4	0	3	0	1	12
at YSU (11/29)	25	5-7	.714	1-1	1.000	0-1	.000	1-3-4	4	1	1	0	0	11
at Morgan State (12/1)	34	7-13	.538	0-2	.000	5-7	.714	0-12-12	3	0	5	1	1	19
LONG ISLAND* (12/4)	33	4-13	.308	0-4	.000	5-8	.625	1-4-5	1	0	0	0	2	13
ST. FRANCIS-NY* (12/6)	34	7-14	.500	0-2	.000	5-9	.556	3-8-11	3	1	3	0	2	19
at Iona (12/14)	DNP													
at St. Bonaventure (12/17)														
at Vanderbilt (12/31)														
at Robert Morris* (1/3)														
at Sacred Heart* (1/8)														
at Quinnipiac* (1/10)														
WAGNER* (1/15)														
CCSU* (1/17)														
at FDU* (1/22)														
at St. Francis-NY* (1/24)														
MONMOUTH* (1/29)														
BRYANT (1/31)														
at CCSU* (2/5)														
at Wagner* (2/7)														
QUINNIPIAC* (2/12)														
SACRED HEART* (2/14)														
at Long Island* (2/19)														
at Mount* (2/21)														
RMU* (2/26)														
FDU* (2/28)														

Season/Career Highs

POINTS

Season - 25 vs. Duquesne (11/20)
Career - 25 vs. Duquesne (11/20)

REBOUNDS

Season - 12 at Morgan State (12/1)
Career - 13, at Monmouth (1/25/07)

FIELD GOALS

Season - 8 vs. Duquesne (11/20)
Career - 8, four times

FIELD GOAL ATTEMPTS

Season - 17 vs. Duquesne (11/20)
Career - 17, twice

3-POINT FIELD GOALS

Season - 2, twice
Career - 3, twice

3-POINT FIELD GOAL ATTEMPTS

Season - 5 at American (11/17)
Career - 5, twice

FREE THROWS

Season - 8 vs. Bucknell (11/22)
Career - 13 at Robert Morris (12/8/07)

FREE THROW ATTEMPTS

Season - 10 vs. Bucknell (11/22)
Career - 14 at Robert Morris (12/8/07)

ASSISTS

Season - 1, four times
Career - 5, three times

STEALS

Season - 2, three times
Career - 6, at Robert Morris (12/8/07)

BLOCKED SHOTS

Season - 2 vs. Duquesne (11/20)
Career - 2, three times

MINUTES PLAYED

Season - 40 vs. Bucknell (11/22)
Career - 49, vs. SFC (1/24/08)

Miscellaneous

Category	2008-09	Career
Games led SFU in scoring	6	24
10+ rebound games	3	11
10+ scoring games	8	47
20+ scoring games	1	7
30+ scoring games	0	0
Double-doubles	3	10
Games led SFU in rebounds	7	29
Games led SFU in assists	0	7
Games led SFU in blocks	2	15
Games led SFU in steals	3	22


SWEETNEY'S CAREER STATS

Season	G-GS	FG-A	Pct.	3PT-A	Pct.	FT-A	Pct.	Pts-Avg.	Rebs-Avg.	A	TO	BL	ST	Min
2008-09	9-9	42-107	.393	7-29	.241	39-55	.709	130-14.4	71-7.9	4	30	3	9	293
2007-08	29-29	103-261	.395	17-71	.239	83-107	.776	306-10.6	145-5.0	39	89	11	26	972
2006-07	29-29	119-274	.434	17-65	.262	121-145	.834	376-13.0	222-7.7	60	90	8	31	976
Totals	67-67	264-642	.411	41-165	.249	243-307	.792	812-12.1	438-6.5	103	209	22	66	2241

SWEETNEY'S CAREER NORTHEAST CONFERENCE STATS

Season	G-GS	FG-A	Pct.	3PT-A	Pct.	FT-A	Pct.	Pts-Avg.	Rebs-Avg.	A	TO	BL	ST	Min
2008-09	2-2	11-27	.407	0-6	.000	10-17	.588	32-16.0	16-8.0	1	3	0	4	67
2007-08	18-18	60-157	.382	7-44	.159	64-80	.800	191-10.6	92-5.1	29	58	4	18	624
2006-07	18-18	75-171	.439	13-41	.317	65-80	.813	228-12.7	143-7.9	39	53	5	20	629
Totals	38-38	146-355	.411	20-91	.220	139-177	.785	451-11.9	251-6.6	69	114	9	42	1320

#2 CHRIS MCFARLAND



2

6-0 ♦ 180

Junior

Montgomery Village, Md.
(Riverdale Baptist)

2008-09 Notes:

- ◆ Scored at least one point in each of the first four games
- ◆ Has played in 28 of the last 31 games

2007-08 Notes:

- ◆ Had career highs in points, rebounds, assists and steals

Season/Career Highs

POINTS
 Season - 2, three times
 Career - 6 at Sacred Heart (2/16/08)

REBOUNDS
 Season - 3 at Texas Tech (11/14)
 Career - 5 vs. Monmouth (1/5/08)

FIELD GOALS
 Season - 1, three times
 Career - 2, three times

FIELD GOAL ATTEMPTS
 Season - 3 at American (11/17)
 Career - 5 vs. Quinnipiac (1/3/08)

3-POINT FIELD GOALS
 Season - 0
 Career - 1 vs. Quinnipiac (1/3/08)

3-POINT FIELD GOAL ATTEMPTS
 Season - 0
 Career - 2 vs. Quinnipiac (1/3/08)

FREE THROWS
 Season - 1 vs. Bucknell (11/22)
 Career - 6 at Sacred Heart (2/16/08)

FREE THROW ATTEMPTS
 Season - 2 vs. Bucknell (11/22)
 Career - 8 vs. FDU (2/9/08)

ASSISTS
 Season - 1, twice
 Career - 5 vs. Lock Haven (11/18/06)

STEALS
 Season - 1 at Texas Tech (11/14)
 Career - 3 vs. Quinnipiac (1/3/08)

BLOCKED SHOTS
 Season - 0
 Career - 1, twice

MINUTES PLAYED
 Season - 12 at American (11/17)
 Career - 24, twice

2008-09 MCFARLAND GAME-BY-GAME

Opponent	Min.	FG-A	Pct.	3FG-A	Pct.	FT-A	Pct.	O-D-TR	PF	A	TO	BS	ST	Pts
at Texas Tech (11/14)	10	1-1	1.000	0-0	.000	0-0	.000	2-1-3	3	0	3	0	1	2
at American (11/17)	12	1-3	.333	0-0	.000	0-0	.000	0-1-1	1	0	1	0	0	2
DUQUESNE (11/20)	10	1-2	.500	0-0	.000	0-0	.000	1-0-1	1	1	1	0	0	2
BUCKNELL (11/22)	5	0-1	.000	0-0	.000	1-2	.500	0-2-2	0	0	0	0	0	1
at Lehigh (11/24)	6	0-0	.000	0-0	.000	0-0	.000	0-0-0	1	0	3	0	0	0
at YSU (11/29)	1	0-0	.000	0-0	.000	0-0	.000	0-0-0	0	0	0	0	0	0
at Morgan State (12/1)	DNP													
LONG ISLAND* (12/4)	3	0-1	.000	0-0	.000	0-0	.000	0-0-0	0	1	0	0	0	0
ST. FRANCIS-NY* (12/6)	DNP													
at Iona (12/14)	2	0-0	.000	0-0	.000	0-0	.000	0-0-0	0	0	0	0	0	0
at St. Bonaventure (12/17)														
at Vanderbilt (12/31)														
at Robert Morris* (1/3)														
at Sacred Heart* (1/8)														
at Quinnipiac* (1/10)														
WAGNER* (1/15)														
CCSU* (1/17)														
at FDU* (1/22)														
at St. Francis-NY* (1/24)														
MONMOUTH* (1/29)														
BRYANT (1/31)														
at CCSU* (2/5)														
at Wagner* (2/7)														
QUINNIPAC* (2/12)														
SACRED HEART* (2/14)														
at Long Island* (2/19)														
at Mount* (2/21)														
RMU* (2/26)														
FDU* (2/28)														

Miscellaneous

Category	2008-09	Career
Games led SFU in scoring	0	0
10+ rebound games	0	0
10+ scoring games	0	0
20+ scoring games	0	0
30+ scoring games	0	0
Double-doubles	0	0
Games led SFU in rebounds	0	0
Games led SFU in assists	0	2
Games led SFU in blocks	0	2
Games led SFU in steals	0	1

MCFARLAND'S CAREER STATS

Season	G-GS	FG-A	Pct.	3PT-A	Pct.	FT-A	Pct.	Pts-Avg.	Rebs-Avg.	A	TO	BL	ST	Min
2008-09	8-0	3-8	.375	0-0	.000	1-2	.500	7-0.9	7-0.9	2	8	0	1	49
2007-08	22-1	8-21	.381	1-4	.250	17-25	.680	34-1.5	21-1.0	20	19	0	9	227
2006-07	26-0	5-14	.357	0-3	.000	4-6	.667	14-0.5	8-0.3	9	15	2	4	149
Totals	56-1	16-43	.372	1-7	.143	22-33	.667	55-1.0	36-0.6	31	42	2	14	425

MCFARLAND'S CAREER NORTHEAST CONFERENCE STATS

Season	G-GS	FG-A	Pct.	3PT-A	Pct.	FT-A	Pct.	Pts-Avg.	Rebs-Avg.	A	TO	BL	ST	Min
2008-09	1-0	0-1	.000	0-0	.000	0-0	.000	0-0.0	0-0.0	1	0	0	0	3
2007-08	16-1	4-15	.267	1-4	.250	14-19	.737	23-1.4	13-0.8	11	15	0	9	178
2006-07	16-0	2-6	.333	0-2	.000	2-4	.500	6-0.4	4-0.3	2	2	1	2	72
Totals	33-1	6-22	.273	1-6	.167	16-23	.696	29-0.9	17-0.5	14	17	1	11	253

#3 MARQUIS FORD



2008-09 Notes:

- ◆ Had 17 points and 6 rebounds vs. Duquesne (11/20).
- ◆ Scored his 600th career point on 11/29/08 at Youngstown State. Now has 656 career points.
- ◆ Shooting 48.6 percent from the field, and 40.0 percent from outside the arc in 2008-09.
- ◆ 1st on team with 12 steals.
- ◆ Led SFU in steals in five of 10 games.
- ◆ Voted a team tri-captain.

2007-08 Notes:

- ◆ Was 30-of-38 (.789) from the charity stripe

3

5-10 ◆ 175
Senior
St. Petersburg, Fla.
(St. Petersburg)

2008-09 FORD GAME-BY-GAME

Opponent	Min.	FG-A	Pct.	3FG-A	Pct.	FT-A	Pct.	O-D-TR	PF	A	TO	BS	ST	Pts
at Texas Tech (11/14)	27	2-5	.400	2-4	.500	5-6	.833	0-1-1	0	2	3	0	2	11
at American (11/17)	31	3-7	.429	1-2	.500	0-0	.000	2-1-3	0	3	2	0	2	7
DUQUESNE (11/20)	31	7-11	.636	3-4	.750	0-0	.000	0-6-6	2	1	2	0	2	17
BUCKNELL (11/22)	26	0-5	.000	0-4	.000	0-0	.000	1-3-4	5	4	1	0	0	0
at Lehigh (11/24)	20	1-4	.250	0-1	.000	3-4	.750	0-4-4	0	2	1	0	0	5
at YSU (11/29)	31	5-7	.714	2-3	.667	0-1	.000	0-3-3	1	3	2	0	0	12
at Morgan State (12/1)	30	6-8	.750	2-3	.667	2-3	.667	1-3-4	2	2	5	0	2	16
LONG ISLAND* (12/4)	32	5-8	.625	1-3	.333	1-2	.500	2-3-5	1	2	2	0	2	12
ST. FRANCIS-NY* (12/6)	32	5-10	.500	1-1	1.000	1-3	.333	0-2-2	1	3	1	0	0	12
at Iona (12/14)	34	1-7	.143	0-5	.000	6-8	.750	1-5-6	2	1	4	0	2	8
at St. Bonaventure (12/17)														
at Vanderbilt (12/31)														
at Robert Morris* (1/3)														
at Sacred Heart* (1/8)														
at Quinnipiac* (1/10)														
WAGNER* (1/15)														
CCSU* (1/17)														
at FDU* (1/22)														
at St. Francis-NY* (1/24)														
MONMOUTH* (1/29)														
BRYANT (1/31)														
at CCSU* (2/5)														
at Wagner* (2/7)														
QUINNIPIAC* (2/12)														
SACRED HEART* (2/14)														
at Long Island* (2/19)														
at Mount* (2/21)														
RMU* (2/26)														
FDU* (2/28)														

Season/Career Highs

POINTS

Season - 17 vs. Duquesne (11/20)
Career - 18 vs. SFC (12/7/06)

REBOUNDS

Season - 6, twice
Career - 7, three times

FIELD GOALS

Season - 7 vs. Duquesne (11/20)
Career - 7, three times

FIELD GOAL ATTEMPTS

Season - 11 vs. Duquesne (11/20)
Career - 13, twice

3-POINT FIELD GOALS

Season - 3 vs. Duquesne (11/20)
Career - 5 vs. FDU (1/26/06)

3-POINT FIELD GOAL ATTEMPTS

Season - 5, at Iona (12/14)
Career - 9 at American (1/2/07)

FREE THROWS

Season - 6, at Iona (12/14)
Career - 6, three times

FREE THROW ATTEMPTS

Season - 8, at Iona (12/14)
Career - 8, at Iona (12/14/08)

ASSISTS

Season - 4 vs. Bucknell (11/22)
Career - 5 vs. FDU (1/26/06)

STEALS

Season - 2, six times
Career - 4 at SFC (2/14/08)

BLOCKED SHOTS

Season - 0
Career - 1, four times

MINUTES PLAYED

Season - 34, at Iona (12/14)
Career - 41 vs. SFC (1/24/08)

Miscellaneous

Category	2008-09	Career
Games led SFU in scoring	1	11
10+ rebound games	0	0
10+ scoring games	6	36
20+ scoring games	0	0
30+ scoring games	0	0
Double-doubles	0	0
Games led SFU in rebounds	1	6
Games led SFU in assists	4	39
Games led SFU in blocks	0	2
Games led SFU in steals	5	26

FORD'S CAREER STATS

Season	G-GS	FG-A	Pct.	3PT-A	Pct.	FT-A	Pct.	Pts-Avg.	Rebs-Avg.	A	TO	BL	ST	Min
2008-09	10-10	35-72	.486	12-30	.400	18-27	.667	100-10.0	38-3.8	23	23	0	12	294
2007-08	28-13	47-150	.313	23-82	.280	30-38	.789	147-5.3	64-2.3	59	50	2	18	602
2006-07	24-24	70-163	.429	51-100	.510	32-48	.667	223-9.3	67-2.8	98	82	2	22	780
2005-06	27-14	60-162	.370	26-78	.333	40-63	.635	186-6.9	62-2.3	75	70	0	22	629
Totals	89-61	212-547	.388	112-290	.386	120-176	.682	656-7.4	231-2.6	255	225	4	74	2305

FORD'S CAREER NORTHEAST CONFERENCE STATS

Season	G-GS	FG-A	Pct.	3PT-A	Pct.	FT-A	Pct.	Pts-Avg.	Rebs-Avg.	A	TO	BL	ST	Min
2008-09	2-2	10-18	.556	2-4	.500	2-5	.400	24-12.0	7-3.5	5	3	0	2	64
2007-08	17-10	29-90	.322	14-51	.275	19-24	.792	91-5.4	42-2.5	29	30	1	13	375
2006-07	18-18	55-116	.474	41-74	.554	27-39	.692	178-9.9	47-2.6	72	57	1	17	592
2005-06	18-14	55-141	.390	24-66	.364	33-50	.660	167-9.3	54-3.0	64	60	0	20	539
Totals	55-44	149-365	.408	81-195	.415	81-118	.686	460-8.4	150-2.7	170	150	2	52	1570

#13 MISLAV JUKIC



2008-09 Notes:

- ◆ Made 8-of-10 field goals in tallying career high 19 points in overtime victory vs. Bucknell (11/22).
- ◆ Had career high 11 rebounds, and picked up first career double-double in win at Youngstown State (11/29).
- ◆ Is averaging 10.9 ppg and 5.8 rpg after averaging 2.1 ppg and 1.1 rpg first two seasons.
- ◆ Tallied 17 of his 18 points in the second half at Iona.
- ◆ Has made 17-of-20 (.850) free throw attempts over last 4 games.
- ◆ Voted a team tri-captain

2007-08 Notes:

- ◆ Played in a career high 24 games

13

6-7 ◆ 220

Junior

Zagreb, Croatia
(Life Center Academy)

2008-09 JUKIC GAME-BY-GAME

Opponent	Min.	FG-A	Pct.	3FG-A	Pct.	FT-A	Pct.	O-D-TR	PF	A	TO	BS	ST	Pts
at Texas Tech (11/14)	20	4-10	.400	0-0	.000	2-2	1.000	1-4-5	2	0	1	1	1	10
at American (11/17)	33	1-10	.100	0-0	.000	2-2	1.000	3-4-7	3	2	3	1	0	4
DUQUESNE (11/20)	23	4-8	.500	0-0	.000	1-2	.500	3-2-5	2	1	3	0	0	9
BUCKNELL (11/22)	30	8-10	.800	0-0	.000	3-4	.750	3-3-6	3	1	3	0	1	19
at Lehigh (11/24)	20	3-7	.429	0-1	.000	1-3	.333	2-3-5	4	1	5	0	0	7
at YSU (11/29)	28	7-12	.583	0-1	.000	1-2	.500	3-8-11	0	0	2	1	0	15
at Morgan State (12/1)	34	2-4	.500	0-0	.000	7-8	.875	0-7-7	4	0	3	0	0	11
LONG ISLAND* (12/4)	22	5-8	.625	0-0	.000	0-1	.000	1-3-4	3	1	2	1	0	10
ST. FRANCIS-NY* (12/6)	24	2-8	.250	0-0	.000	2-2	1.000	3-3-6	3	0	0	1	1	6
at Iona (12/14)	27	5-9	.556	0-1	.000	8-9	.889	2-0-2	3	1	3	2	1	18
at St. Bonaventure (12/17)														
at Vanderbilt (12/31)														
at Robert Morris* (1/3)														
at Sacred Heart* (1/8)														
at Quinnipiac* (1/10)														
WAGNER* (1/15)														
CCSU* (1/17)														
at FDU* (1/22)														
at St. Francis-NY* (1/24)														
MONMOUTH* (1/29)														
BRYANT (1/31)														
at CCSU* (2/5)														
at Wagner* (2/7)														
QUINNIPIAC* (2/12)														
SACRED HEART* (2/14)														
at Long Island* (2/19)														
at Mount* (2/21)														
RMU* (2/26)														
FDU* (2/28)														

Season/Career Highs

POINTS
 Season - 19 vs. Bucknell (11/22)
 Career - 19 vs. Bucknell (11/22/08)

REBOUNDS
 Season - 11 at Youngstown State (11/29)
 Career - 11 at Youngstown St. (11/29/08)

FIELD GOALS
 Season - 8 vs. Bucknell (11/22)
 Career - 8 vs. Bucknell (11/22)

FIELD GOAL ATTEMPTS
 Season - 12 at Youngstown State (11/29)
 Career - 12 at Youngstown St. (11/29/08)

3-POINT FIELD GOALS
 Season - 0
 Career - 2 at CCSU (1/10/08)

3-POINT FIELD GOAL ATTEMPTS
 Season - 1, three times
 Career - 3 at Monmouth (1/25/07)

FREE THROWS
 Season - 8, at Iona (12/14)
 Career - 8, at Iona (12/14/08)

FREE THROW ATTEMPTS
 Season - 9, at Iona (12/14)
 Career - 9, at Iona (12/14/08)

ASSISTS
 Season - 2 at American (11/17)
 Career - 2 at American (11/17/08)

STEALS
 Season - 1, four times
 Career - 2, twice

BLOCKED SHOTS
 Season - 2, at Iona (12/14)
 Career - 2, at Iona (12/14/08)

MINUTES PLAYED
 Season - 34 at Morgan State (12/1)
 Career - 34 at Morgan State (12/1/08)

Miscellaneous

Category	2008-09	Career
Games led SFU in scoring	3	3
10+ rebound games	1	1
10+ scoring games	6	6
20+ scoring games	0	0
30+ scoring games	0	0
Double-doubles	1	1
Games led SFU in rebounds	2	3
Games led SFU in assists	0	0
Games led SFU in blocks	5	8
Games led SFU in steals	0	2

JUKIC'S CAREER STATS

Season	G-GS	FG-A	Pct.	3PT-A	Pct.	FT-A	Pct.	Pts-Avg.	Rebs-Avg.	A	TO	BL	ST	Min
2008-09	10-9	41-86	.477	0-3	.000	27-35	.771	109-10.9	58-5.8	7	25	7	4	261
2007-08	24-3	21-48	.438	3-10	.300	4-10	.400	49-2.0	31-1.3	5	17	1	5	211
2006-07	18-0	12-28	.429	3-9	.333	11-21	.524	38-2.1	13-0.7	4	12	3	5	116
Totals	52-12	73-162	.451	6-22	.273	42-66	.636	196-3.8	102-2.0	16	54	11	14	588

JUKIC'S CAREER NORTHEAST CONFERENCE STATS

Season	G-GS	FG-A	Pct.	3PT-A	Pct.	FT-A	Pct.	Pts-Avg.	Rebs-Avg.	A	TO	BL	ST	Min
2008-09	2-2	7-16	.438	0-0	.000	2-3	.667	16-8.0	10-5.0	1	2	2	1	46
2007-08	15-3	16-33	.485	3-8	.375	4-9	.444	39-2.6	25-1.7	2	10	1	2	148
2006-07	12-0	7-19	.368	2-6	.333	7-12	.583	23-1.9	8-0.7	2	8	1	4	77
Totals	29-5	30-68	.441	5-14	.357	13-24	.542	78-2.7	43-1.5	5	20	4	7	271

#14 SORENA ORANDI



14

6-1 ♦ 180

Sophomore

Vastra Frolunda, Sweden
(Solebury Prep)

2008-09 Notes:

♦ Had played a total of 12 minutes in first four games, but played 16 minutes in fifth game at Lehigh (11/24) in scoring season-high 9 points.

2007-08 Notes:

♦ Enjoyed a breakout game in season finale at FDU with 24 points on 9-of-17 shooting to go with 6 rebounds and a steal

Season/Career Highs

POINTS

Season - 9 at Lehigh (11/24)
Career - 24 at FDU (3/1/08)

REBOUNDS

Season - 2, twice
Career - 6 at FDU (3/1/08)

FIELD GOALS

Season - 2, twice
Career - 9 at FDU (3/1/08)

FIELD GOAL ATTEMPTS

Season - 5 vs. Long Island (12/4)
Career - 17 at FDU (3/1/08)

3-POINT FIELD GOALS

Season - 0
Career - 2 at FDU (3/1/08)

3-POINT FIELD GOAL ATTEMPTS

Season - 2, at Iona (12/14)
Career - 3, twice

FREE THROWS

Season - 5 at Lehigh (11/24)
Career - 5 at Lehigh (11/24/08)

FREE THROW ATTEMPTS

Season - 5 at Lehigh (11/24)
Career - 6 at FDU (3/1/08)

ASSISTS

Season - 2, twice
Career - 4 at Monmouth (2/28/08)

STEALS

Season - 1, twice
Career - 1, three times

BLOCKED SHOTS

Season - 0
Career - 0

MINUTES PLAYED

Season - 25 vs. Long Island (12/4)
Career - 42 at FDU (3/1/08)

Miscellaneous

Category	2008-09	Career
Games led SFU in scoring	0	1
10+ rebound games	0	0
10+ scoring games	0	1
20+ scoring games	0	1
30+ scoring games	0	0
Double-doubles	0	0
Games led SFU in rebounds	0	0
Games led SFU in assists	0	0
Games led SFU in blocks	0	0
Games led SFU in steals	0	1

2008-09 ORANDI GAME-BY-GAME

Opponent	Min.	FG-A	Pct.	3FG-A	Pct.	FT-A	Pct.	O-D-TR	PF	A	TO	BS	ST	Pts
at Texas Tech (11/14)	7	0-4	.000	0-0	.000	0-0	.000	0-1-1	1	1	1	0	1	0
at American (11/17)	2	0-0	.000	0-0	.000	0-0	.000	0-0-0	0	0	0	0	0	0
DUQUESNE (11/20)	DNP	-	-	-	-	-	-	-	-	-	-	-	-	-
BUCKNELL (11/22)	3	0-1	.000	0-0	.000	0-0	.000	0-0-0	1	0	0	0	0	0
at Lehigh (11/24)	16	2-3	.667	0-0	.000	5-5	1.000	1-1-2	4	1	1	0	0	9
at YSU (11/29)	10	0-2	.000	0-0	.000	0-0	.000	0-0-0	0	2	2	0	0	0
at Morgan State (12/1)	DNP	-	-	-	-	-	-	-	-	-	-	-	-	-
LONG ISLAND* (12/4)	25	2-5	.400	0-1	.000	0-0	.000	1-1-2	0	2	0	0	0	4
ST. FRANCIS-NY* (12/6)	7	4-15	.267	0-1	.000	5-5	1.000	2-3-5	7	6	4	0	2	13
at Iona (12/14)	13	0-3	.000	0-2	.000	0-0	.000	0-0-0	0	1	2	0	0	0
at St. Bonaventure (12/17)														
at Vanderbilt (12/31)														
at Robert Morris* (1/3)														
at Sacred Heart* (1/8)														
at Quinnipiac* (1/10)														
WAGNER* (1/15)														
CCSU* (1/17)														
at FDU* (1/22)														
at St. Francis-NY* (1/24)														
MONMOUTH* (1/29)														
BRYANT (1/31)														
at CCSU* (2/5)														
at Wagner* (2/7)														
QUINNIPIAC* (2/12)														
SACRED HEART* (2/14)														
at Long Island* (2/19)														
at Mount* (2/21)														
RMU* (2/26)														
FDU* (2/28)														


ORANDI'S CAREER STATS

Season	G-GS	FG-A	Pct.	3PT-A	Pct.	FT-A	Pct.	Pts-Avg.	Rebs-Avg.	A	TO	BL	ST	Min
2008-09	8-0	4-18	.222	0-3	.000	5-5	1.000	13-1.6	5-0.6	7	6	0	2	83
2007-08	11-0	13-28	.464	3-7	.429	5-8	.625	34-3.1	11-1.0	9	2	0	1	83
Totals	19-0	17-46	.370	3-10	.300	10-13	.769	47-2.5	16-842	16	8	0	3	166

ORANDI'S CAREER NORTHEAST CONFERENCE STATS

Season	G-GS	FG-A	Pct.	3PT-A	Pct.	FT-A	Pct.	Pts-Avg.	Rebs-Avg.	A	TO	BL	ST	Min
2008-09	2-0	2-5	.400	0-1	.000	0-0	.000	4-2.0	2-1.0	2	0	0	1	32
2007-08	6-0	12-23	.522	3-6	.500	5-8	.625	32-5.3	11-1.8	6	0	0	1	65
Totals	8-0	14-28	.500	3-7	.429	5-8	.625	36-4.5	13-1.6	8	0	0	2	97

#15 CALE NELSON



15

5-10 ♦ 180
5th-Senior
Newville, Pa.
(Big Spring)

2008-09 Notes:

- ◆ Posted career highs with 12 assists and 3 steals vs. Duquesne (11/20), and followed it up with a career-best 14-of-15 effort at the free throw line against Bucknell (11/22).
- ◆ Career 81.6 percent free throw shooter would be ranked fifth all-time at SFU if his career ended after the first 10 games of 2008-09.
- ◆ Scored 600th career point vs. Bucknell (11/22). Has 651 career points.
- ◆ Scored eight points in each of the first two games, and 14 vs. Bucknell (11/22).
- ◆ Talled a season-high 18 points on 6-of-10 shooting in win vs. St. Francis-NY (12/06).
- ◆ Has scored in double figures for two consecutive games for first time this season.

2007-08 Notes:

- ◆ Led SFU in assists, and was fourth in scoring

Season/Career Highs

POINTS

- Season - 18, vs. St. Francis-NY (12/6)
- Career - 25 vs. Youngstown St. (11/28/07)

REBOUNDS

- Season - 4 vs. Bucknell (11/22)
- Career - 8 vs. Wagner (2/17/07)

FIELD GOALS

- Season - 6, vs. St. Francis-NY (12/6)
- Career - 9 vs. Youngstown St. (11/28/07)

FIELD GOAL ATTEMPTS

- Season - 10, twice
- Career - 19, twice

3-POINT FIELD GOALS

- Season - 4, at Iona (12/14)
- Career - 6 at American (1/2/07)

3-POINT FIELD GOAL ATTEMPTS

- Season - 7, at Iona (12/14)
- Career - 12 vs. Lehigh (11/17/07)

FREE THROWS

- Season - 14 vs. Bucknell (11/22)
- Career - 14 vs. Bucknell (11/22/08)

FREE THROW ATTEMPTS

- Season - 15 vs. Bucknell (11/22)
- Career - 15 vs. Bucknell (11/22/08)

ASSISTS

- Season - 12 vs. Duquesne (11/20)
- Career - 12 vs. Duquesne (11/20)

STEALS

- Season - 3 vs. Duquesne (11/20)
- Career - 3 vs. Duquesne (11/20)

BLOCKED SHOTS

- Season - 1, at Iona (12/14)
- Career - 1, twice

MINUTES PLAYED

- Season - 40 at Morgan State (12/1/08)
- Career - 46 vs. SFC (1/24/08)

2008-09 NELSON GAME-BY-GAME

Opponent	Min.	FG-A	Pct.	3FG-A	Pct.	FT-A	Pct.	O-D-TR	PF	A	TO	BS	ST	Pts
at Texas Tech (11/14)	35	3-8	.375	2-5	.400	0-0	.000	0-2-2	1	2	3	0	0	8
at American (11/17)	28	3-5	.600	2-4	.500	0-0	.000	1-2-3	3	1	1	0	1	8
DUQUESNE (11/20)	36	1-5	.200	1-3	.333	0-0	.000	1-1-2	2	12	5	0	3	3
BUCKNELL (11/22)	39	0-6	.000	0-4	.000	14-15	.933	1-3-4	3	2	3	0	1	14
at Lehigh (11/24)	26	2-5	.400	1-3	.333	0-0	.000	0-2-2	3	1	1	0	2	5
at YSU (11/29)	34	3-10	.300	1-4	.250	2-2	1.000	1-2-3	0	5	1	0	2	9
at Morgan State (12/1)	40	1-3	.333	1-3	.333	1-4	.250	0-1-1	2	6	3	0	0	4
LONG ISLAND* (12/4)	18	0-5	.000	0-2	.000	0-0	.000	0-0-0	3	2	2	0	1	0
ST. FRANCIS-NY* (12/6)	33	6-10	.600	1-3	.333	5-6	.833	1-1-2	2	5	3	0	0	18
at Iona (12/14)	36	4-7	.571	4-7	.571	2-2	1.000	0-2-2	4	7	5	1	0	14
at St. Bonaventure (12/17)														
at Vanderbilt (12/31)														
at Robert Morris* (1/3)														
at Sacred Heart* (1/8)														
at Quinnipiac* (1/10)														
WAGNER* (1/15)														
CCSU* (1/17)														
at FDU* (1/22)														
at St. Francis-NY* (1/24)														
MONMOUTH* (1/29)														
BRYANT (1/31)														
at CCSU* (2/5)														
at Wagner* (2/7)														
QUINNIPAC* (2/12)														
SACRED HEART* (2/14)														
at Long Island* (2/19)														
at Mount* (2/21)														
RMU* (2/26)														
FDU* (2/28)														

Miscellaneous

Category	2008-09	Career
Games led SFU in scoring	1	13
10+ rebound games	0	0
10+ scoring games	3	30
20+ scoring games	0	6
30+ scoring games	0	0
Double-doubles	0	0
Games led SFU in rebounds	0	0
Games led SFU in assists	5	40
Games led SFU in blocks	0	0
Games led SFU in steals	2	11


NELSON'S CAREER STATS

Season	G-GS	FG-A	Pct.	3PT-A	Pct.	FT-A	Pct.	Pts-Avg.	Rebs-Avg.	A	TO	BL	ST	Min
2008-09	10-10	23-64	.359	13-38	.342	24-29	.828	83-8.3	21-2.1	43	27	1	10	325
2007-08	29-29	92-285	.323	57-175	.326	48-62	.774	289-10.0	50-1.7	113	95	0	16	921
2006-07	29-10	72-204	.353	46-141	.326	63-73	.863	253-8.7	60-2.1	103	67	0	13	598
2004-05	19-0	10-22	.455	4-12	.333	2-4	.500	26-1.4	11-0.6	18	13	1	4	121
Totals	87-49	197-575	.343	120-366	.328	137-168	.816	651-7.5	142-1.6	277	202	2	43	1965

NELSON'S CAREER NORTHEAST CONFERENCE STATS

Season	G-GS	FG-A	Pct.	3PT-A	Pct.	FT-A	Pct.	Pts-Avg.	Rebs-Avg.	A	TO	BL	ST	Min
2008-09	2-2	6-15	.400	1-5	.200	5-6	.833	18-9.0	2-1.0	7	5	0	1	51
2007-08	18-18	53-169	.314	29-100	.290	28-38	.737	163-9.1	30-1.7	66	58	0	11	568
2006-07	18-5	45-121	.372	27-90	.300	41-46	.891	158-8.8	35-1.9	54	37	0	6	340
2004-05	14-0	9-16	.562	4-9	.444	0-2	.000	22-1.6	5-0.4	16	10	0	2	88
Totals	52-25	113-321	.352	61-204	.299	74-92	.804	361-6.9	72-1.4	143	110	0	20	1047

#21 RANDY SPAID



21

6-8 ♦ 200
Junior
Portage, Pa.
(Portage)

2008-09 Notes:

- ◆ Came off the bench to score a career-high 7 points at Lehigh (11/24).
- ◆ Played 11 minutes at Texas Tech, one minute shy of his career high.
- ◆ Earned second career start at Texas Tech.

2007-08 Notes:

- ◆ Played in six games as a sophomore, including one start

Season/Career Highs

POINTS

Season - 7 at Lehigh (11/24)
Career - 7 at Lehigh (11/24/08)

REBOUNDS

Season - 3 at Lehigh (11/24)
Career - 3, twice

FIELD GOALS

Season - 3 at Lehigh (11/24)
Career - 3, twice

FIELD GOAL ATTEMPTS

Season - 3 at Lehigh (11/24)
Career - 5 vs. Lock Haven (12/15/07)

3-POINT FIELD GOALS

Season - 0
Career - 1 at Akron (12/19/06)

3-POINT FIELD GOAL ATTEMPTS

Season - 0
Career - 1, four times

FREE THROWS

Season - 1, twice
Career - 1, three times

FREE THROW ATTEMPTS

Season - 2, at Iona (12/14)
Career - 2, three times

ASSISTS

Season - 0
Career - 1 at Liberty (12/4/06)

STEALS

Season - 1 at Lehigh (11/24)
Career - 1, three times

BLOCKED SHOTS

Season - 0
Career - 1 vs. Mount (2/23/08)

MINUTES PLAYED

Season - 11 at Texas Tech (11/14)
Career - 12 vs. Mount (2/23/08)

2008-09 SPAID GAME-BY-GAME

Opponent	Min.	FG-A	Pct.	3FG-A	Pct.	FT-A	Pct.	O-D-TR	PF	A	TO	BS	ST	Pts
at Texas Tech (11/14)	11	0-2	.000	0-0	.000	0-0	.000	0-1-1	2	0	1	0	0	0
at American (11/17)	2	0-0	.000	0-0	.000	0-0	.000	0-0-0	0	0	0	0	0	0
DUQUESNE (11/20)	4	0-0	.000	0-0	.000	0-0	.000	0-0-0	3	0	1	0	0	0
BUCKNELL (11/22)	DNP													
at Lehigh (11/24)	10	3-3	1.000	0-0	.000	1-1	1.000	1-2-3	1	0	0	0	1	7
at YSU (11/29)	8	0-0	.000	0-0	.000	0-0	.000	0-2-2	2	0	1	0	0	0
at Morgan State (12/1)	5	0-1	.000	0-0	.000	0-0	.000	0-0-0	0	0	0	0	0	0
LONG ISLAND* (12/4)	3	1-2	.500	0-0	.000	0-0	.000	0-0-0	0	0	0	0	0	2
ST. FRANCIS-NY* (12/6)	DNP													
at Iona (12/14)	7	2-2	1.000	0-0	.000	1-2	.500	1-1-2	1	0	0	0	0	5
at St. Bonaventure (12/17)														
at Vanderbilt (12/31)														
at Robert Morris* (1/3)														
at Sacred Heart* (1/8)														
at Quinnipiac* (1/10)														
WAGNER* (1/15)														
CCSU* (1/17)														
at FDU* (1/22)														
at St. Francis-NY* (1/24)														
MONMOUTH* (1/29)														
BRYANT (1/31)														
at CCSU* (2/5)														
at Wagner* (2/7)														
QUINNIPIAC* (2/12)														
SACRED HEART* (2/14)														
at Long Island* (2/19)														
at Mount* (2/21)														
RMU* (2/26)														
FDU* (2/28)														

Miscellaneous

Category	2008-09	Career
Games led SFU in scoring	0	0
10+ rebound games	0	0
10+ scoring games	0	0
20+ scoring games	0	0
30+ scoring games	0	0
Double-doubles	0	0
Games led SFU in rebounds	0	0
Games led SFU in assists	0	0
Games led SFU in blocks	0	1
Games led SFU in steals	0	0

SPAID'S CAREER STATS

Season	G-GS	FG-A	Pct.	3PT-A	Pct.	FT-A	Pct.	Pts-Avg.	Rebs-Avg.	A	TO	BL	ST	Min
2008-09	8-1	6-10	.600	0-0	.000	2-3	.667	14-1.8	8-1.0	0	3	0	1	50
2007-08	6-1	5-7	.714	1-2	.500	0-0	.000	11-1.8	6-1.0	0	0	1	0	45
2006-07	10-0	3-6	.500	1-2	.500	2-4	.500	9-0.9	1-0.1	1	1	0	2	21
Totals	24-2	14-23	.609	2-4	.500	4-7	.571	34-1.4	15-0.6	1	4	1	3	116

SPAID'S CAREER NORTHEAST CONFERENCE STATS

Season	G-GS	FG-A	Pct.	3PT-A	Pct.	FT-A	Pct.	Pts-Avg.	Rebs-Avg.	A	TO	BL	ST	Min
2008-09	1-0	1-2	.500	0-0	.000	0-0	.000	2-2.0	0-0.0	0	0	0	0	3
2007-08	3-1	2-2	1.000	1-1	1.000	0-0	.000	5-1.7	2-0.7	0	0	1	0	28
2006-07	5-0	1-1	1.000	0-0	.000	1-2	.500	3-0.6	0-0.0	0	0	0	0	7
Totals	9-1	4-5	.800	1-1	1.000	1-2	.500	10-1.1	2-0.2	0	0	1	0	38

#30 GRANT SURPRENANT



30

6-5 ♦ 180
Senior
Palatine, Ill.
(Palatine)

2008-09 Notes:

- ◆ Has played in each of the first 10 games, and 29 straight.
- ◆ Started his first game since his freshman season at Iona (12/14).
- ◆ Came off the bench to hit 4-of-6 three-point attempts in scoring season-high 14 points in win at Youngstown State (11/29).

2007-08 Notes:

- ◆ Led the NEC with a .522 three-point field goal percentage.

Season/Career Highs

POINTS

Season - 14 at Youngstown State (11/29)
Career - 26 at GW (11/30/05)

REBOUNDS

Season - 2 vs. Long Island (12/4)
Career - 6 vs. Monmouth (1/28/06)

FIELD GOALS

Season - 5 at Youngstown State (11/29)
Career - 10 at GW (11/30/05)

FIELD GOAL ATTEMPTS

Season - 8 at Youngstown State (11/29)
Career - 19 at GW (11/30/05)

3-POINT FIELD GOALS

Season - 4 at Youngstown State (11/29)
Career - 6, twice

3-POINT FIELD GOAL ATTEMPTS

Season - 6 at Youngstown State (11/29)
Career - 11 vs. Mount (1/10/06)

FREE THROWS

Season - 0
Career - 3, two times

FREE THROW ATTEMPTS

Season - 0
Career - 4, three times

ASSISTS

Season - 2 at Youngstown State (11/29)
Career - 3, three times

STEALS

Season - 1, three times
Career - 3 at SFC (2/16/06)

BLOCKED SHOTS

Season - 0
Career - 2 at Arizona State (12/29/07)

MINUTES PLAYED

Season - 22, twice
Career - 39, two times

2008-09 SURPRENANT GAME-BY-GAME

Opponent	Min.	FG-A	Pct.	3FG-A	Pct.	FT-A	Pct.	O-D-TR	PF	A	TO	BS	ST	Pts
at Texas Tech (11/14)	15	1-7	.143	1-5	.200	0-0	.000	0-1-1	1	0	0	0	0	3
at American (11/17)	5	0-1	.000	0-1	.000	0-0	.000	0-0-0	0	1	0	0	0	0
DUQUESNE (11/20)	10	2-6	.333	2-4	.500	0-0	.000	0-1-1	1	0	0	0	1	6
BUCKNELL (11/22)	9	0-0	.000	0-0	.000	0-0	.000	0-1-1	0	0	1	0	1	0
at Lehigh (11/24)	14	1-1	1.000	1-1	1.000	0-0	.000	0-1-1	2	0	1	0	0	3
at YSU (11/29)	22	5-8	.625	4-6	.667	0-0	.000	0-1-1	2	2	1	0	1	14
at Morgan State (12/1)	12	1-2	.500	1-2	.500	0-0	.000	1-0-1	2	1	0	0	0	3
LONG ISLAND* (12/4)	18	3-7	.429	0-2	.000	0-0	.000	0-2-2	1	1	2	0	0	6
ST. FRANCIS-NY* (12/6)	22	2-6	.333	1-4	.250	0-0	.000	0-0-0	1	1	0	0	0	5
at Iona (12/14)	10	1-3	.333	0-1	.000	0-0	.000	0-1-1	0	0	2	0	0	2
at St. Bonaventure (12/17)														
at Vanderbilt (12/31)														
at Robert Morris* (1/3)														
at Sacred Heart* (1/8)														
at Quinnipiac* (1/10)														
WAGNER* (1/15)														
CCSU* (1/17)														
at FDU* (1/22)														
at St. Francis-NY* (1/24)														
MONMOUTH* (1/29)														
BRYANT (1/31)														
at CCSU* (2/5)														
at Wagner* (2/7)														
QUINNIPAC* (2/12)														
SACRED HEART* (2/14)														
at Long Island* (2/19)														
at Mount* (2/21)														
RMU* (2/26)														
FDU* (2/28)														

Miscellaneous

Category	2008-09	Career
Games led SFU in scoring	0	6
10+ rebound games	0	0
10+ scoring games	1	20
20+ scoring games	0	2
30+ scoring games	0	0
Double-doubles	0	0
Games led SFU in rebounds	0	1
Games led SFU in assists	0	1
Games led SFU in blocks	0	2
Games led SFU in steals	0	7


SURPRENANT'S CAREER STATS

Season	G-GS	FG-A	Pct.	3PT-A	Pct.	FT-A	Pct.	Pts-Avg.	Rebs-Avg.	A	TO	BL	ST	Min
2008-09	10-1	16-41	.390	10-26	.385	0-0	.000	42-4.2	9-0.9	6	7	0	3	137
2007-08	27-0	49-95	.516	35-67	.522	6-6	1.000	139-5.1	21-0.8	12	8	3	5	356
2006-07	26-0	16-47	.340	13-36	.361	3-5	.600	48-1.8	16-0.6	0	7	2	3	176
2005-06	28-24	89-248	.359	55-159	.346	15-21	.714	248-8.9	62-2.2	27	32	2	17	736
Totals	91-25	170-431	.394	113-288	.392	24-32	.750	477-5.2	108-1.2	45	54	7	28	1405

SURPRENANT'S CAREER NORTHEAST CONFERENCE STATS

Season	G-GS	FG-A	Pct.	3PT-A	Pct.	FT-A	Pct.	Pts-Avg.	Rebs-Avg.	A	TO	BL	ST	Min
2008-09	2-0	5-13	.385	1-6	.167	0-0	.000	11-5.5	2-1.0	2	2	0	0	40
2007-08	18-0	26-55	.473	17-37	.459	2-2	1.000	71-3.9	16-0.9	5	5	0	3	227
2006-07	15-0	11-29	.379	8-22	.364	2-3	.667	32-2.1	8-0.5	0	6	2	1	100
2005-06	18-16	58-168	.345	33-108	.306	9-14	.643	158-8.8	40-2.2	15	19	1	13	495
Totals	53-16	100-265	.377	59-173	.341	13-19	.684	272-5.1	66-1.3	22	32	3	17	862

#33 KYLE JACKSON



33
 6-3 ♦ 175
 Senior
 Bolingbrook, Ill.
 (Plainfield Central)

2008-09 Notes:

- ◆ Had 4 points, 5 rebounds and a steal in 14 minutes at American
- ◆ Tied career high with 7 points, had career high 3 assists, and made career-best 4-of-4 attempts at charity stripe vs. Bucknell (11/22).
- ◆ Tied career highs with 7 points and 3 assists in NEC opener against Long Island (12/4).
- ◆ Tied career high with 7 points, all in first half, at Iona (12/14).
- ◆ Earned first start of season, and third of career in win at Youngstown State (11/29).

2007-08 Notes:

- ◆ Played in a career high 21 games for the Red Flash

Season/Career Highs

POINTS

Season - 7, three times
 Career - 7, four times

REBOUNDS

Season - 6, vs. St. Francis-NY (12/6)
 Career - 6, twice

FIELD GOALS

Season - 3, at Iona (12/14)
 Career - 3, twice

FIELD GOAL ATTEMPTS

Season - 6, at Iona (12/14)
 Career - 6, at Iona (12/14/08)

3-POINT FIELD GOALS

Season - 1, three times
 Career - 1, eight times

3-POINT FIELD GOAL ATTEMPTS

Season - 2, twice
 Career - 2, twice

FREE THROWS

Season - 4 vs. Bucknell (11/22)
 Career - 4 vs. Bucknell (11/22/08)

FREE THROW ATTEMPTS

Season - 4, twice
 Career - 4, twice

ASSISTS

Season - 3, twice
 Career - 3, twice

STEALS

Season - 1, five times
 Career - 2 at Sacred Heart (12/9/06)

BLOCKED SHOTS

Season - 0
 Career - 1, twice

MINUTES PLAYED

Season - 28, at Iona (12/14)
 Career - 28, at Iona (12/14/08)

Miscellaneous

Category	2008-09	Career
Games led SFU in scoring	0	0
10+ rebound games	0	0
10+ scoring games	0	0
20+ scoring games	0	0
30+ scoring games	0	0
Double-doubles	0	0
Games led SFU in rebounds	0	0
Games led SFU in assists	1	1
Games led SFU in blocks	0	1
Games led SFU in steals	0	4

2008-09 JACKSON GAME-BY-GAME

Opponent	Min.	FG-A	Pct.	3FG-A	Pct.	FT-A	Pct.	O-D-TR	PF	A	TO	BS	ST	Pts
at Texas Tech (11/14)	13	0-1	.000	0-0	.000	0-0	.000	1-1-2	2	0	3	0	1	0
at American (11/17)	14	1-2	.500	0-0	.000	2-2	1.000	2-3-5	3	0	1	0	1	4
DUQUESNE (11/20)	13	0-1	.000	0-1	.000	0-0	.000	0-1-1	2	0	1	0	0	0
BUCKNELL (11/22)	25	1-2	.500	1-1	1.000	4-4	1.000	0-3-3	4	3	0	0	1	7
at Lehigh (11/24)	19	0-4	.000	0-2	.000	2-2	1.000	1-1-2	2	1	1	0	0	2
at YSU (11/29)	8	0-2	.000	0-0	.000	2-2	1.000	0-1-1	0	1	1	0	0	2
at Morgan State (12/1)	7	2-2	1.000	0-0	.000	0-0	.000	0-0-0	2	0	1	0	1	4
LONG ISLAND* (12/4)	21	2-4	.500	1-1	1.000	2-4	.500	2-1-3	3	3	0	0	1	7
ST. FRANCIS-NY* (12/6)	16	1-5	.200	0-1	.000	1-1	1.000	1-5-6	0	0	1	0	0	3
at Iona (12/14)	28	3-6	.500	1-2	.500	0-0	.000	1-3-4	3	0	2	0	0	7
at St. Bonaventure (12/17)														
at Vanderbilt (12/31)														
at Robert Morris* (1/3)														
at Sacred Heart* (1/8)														
at Quinnipiac* (1/10)														
WAGNER* (1/15)														
CCSU* (1/17)														
at FDU* (1/22)														
at St. Francis-NY* (1/24)														
MONMOUTH* (1/29)														
BRYANT (1/31)														
at CCSU* (2/5)														
at Wagner* (2/7)														
QUINNIPIAC* (2/12)														
SACRED HEART* (2/14)														
at Long Island* (2/19)														
at Mount* (2/21)														
RMU* (2/26)														
FDU* (2/28)														


JACKSON'S CAREER STATS

Season	G-GS	FG-A	Pct.	3PT-A	Pct.	FT-A	Pct.	Pts-Avg.	Rebs-Avg.	A	TO	BL	ST	Min
2008-09	10-1	10-29	.345	3-8	.375	13-15	.867	36-3.6	27-2.7	8	11	0	5	164
2007-08	21-2	7-17	.412	5-9	.556	8-12	.667	27-1.3	21-1.0	3	8	2	4	129
2006-07	14-0	0-5	.000	0-2	.000	4-6	.667	4-0.3	8-0.6	4	2	0	2	41
Totals	45-3	17-51	.333	8-19	.421	25-33	.758	67-1.5	56-1.2	15	21	2	11	334

JACKSON'S CAREER NORTHEAST CONFERENCE STATS

Season	G-GS	FG-A	Pct.	3PT-A	Pct.	FT-A	Pct.	Pts-Avg.	Rebs-Avg.	A	TO	BL	ST	Min
2008-09	2-0	3-9	.333	1-2	.500	3-5	.600	10-5.0	9-4.5	3	1	0	1	37
2007-08	12-1	1-4	.250	1-2	.500	4-6	.667	7-0.6	5-0.4	0	3	0	2	36
2006-07	7-0	0-1	.000	0-1	.000	4-6	.667	4-0.6	4-0.6	1	0	0	2	23
Totals	21-1	4-14	.286	2-5	.400	11-17	.647	21-1.0	18-0.9	4	4	0	5	96

#43 STEVE PROFETA



43

6-5 ♦ 180
Senior
Carnegie, Pa.
(Chartiers Valley)

2008-09 Notes:

- ◆ Led the Red Flash with 8 points in only 17 minutes at American
- ◆ Had career-best 6-of-6 effort at free throw line, and career high 4 steals, vs. Duquesne (11/20).
- ◆ Has already started career high 4 games after starting a total of 2 games during first three seasons in Loretto.
- ◆ Tied career high with 6 rebounds vs. Bucknell (11/22).

2007-08 Notes:

- ◆ Made a career high 26 three-pointers, and shot a career-best 78.6 percent (22-of-28) from the free throw line

Season/Career Highs

POINTS

Season - 8 at American (11/17)
Career - 14, twice

REBOUNDS

Season - 6 vs. Bucknell (11/22)
Career - 6, three times

FIELD GOALS

Season - 3 at American (11/17)
Career - 4, three times

FIELD GOAL ATTEMPTS

Season - 6 vs. Bucknell (11/22)
Career - 8, twice

3-POINT FIELD GOALS

Season - 2 at American (11/17)
Career - 4, twice

3-POINT FIELD GOAL ATTEMPTS

Season - 5 vs. Bucknell (11/22)
Career - 7, three times

FREE THROWS

Season - 6 vs. Duquesne (11/20)
Career - 6 vs. Duquesne (11/20/08)

FREE THROW ATTEMPTS

Season - 6 vs. Duquesne (11/20)
Career - 6 vs. Duquesne (11/20/08)

ASSISTS

Season - 2, three times
Career - 4 at Long Island (2/18/06)

STEALS

Season - 4 vs. Duquesne (11/20)
Career - 4 vs. Duquesne (11/20/08)

BLOCKED SHOTS

Season - 1, twice
Career - 2, twice

MINUTES PLAYED

Season - 31 vs. Bucknell (11/22)
Career - 34 at Long Island (2/18/06)

Miscellaneous

Category	2008-09	Career
Games led SFU in scoring	1	1
10+ rebound games	0	0
10+ scoring games	0	4
20+ scoring games	0	0
30+ scoring games	0	0
Double-doubles	0	0
Games led SFU in rebounds	0	4
Games led SFU in assists	1	1
Games led SFU in blocks	2	6
Games led SFU in steals	1	13

2008-09 PROFETA GAME-BY-GAME

Opponent	Min.	FG-A	Pct.	3FG-A	Pct.	FT-A	Pct.	O-D-TR	PF	A	TO	BS	ST	Pts
at Texas Tech (11/14)	18	0-3	.000	0-3	.000	2-2	1.000	2-1-3	3	2	2	0	0	2
at American (11/17)	17	3-5	.600	2-4	.500	0-0	.000	0-0-0	4	0	1	0	0	8
DUQUESNE (11/20)	25	0-1	.000	0-1	.000	6-6	1.000	1-1-2	3	2	1	0	4	6
BUCKNELL (11/22)	31	2-6	.333	1-5	.200	2-2	1.000	0-6-6	2	0	1	1	0	7
at Lehigh (11/24)	17	1-2	.500	1-2	.500	0-0	.000	0-0-0	2	0	0	0	0	3
at YSU (11/29)	12	0-2	.000	0-0	.000	1-2	.500	4-1-5	4	1	1	1	0	1
at Morgan State (12/1)	9	0-0	.000	0-0	.000	0-0	.000	0-0-0	1	1	1	0	0	0
LONG ISLAND* (12/4)	2	0-0	.000	0-0	.000	0-0	.000	0-0-0	1	0	1	0	0	0
ST. FRANCIS-NY* (12/6)	6	1-2	.500	0-0	.000	0-0	.000	1-1-2	0	0	0	0	0	2
at Iona (12/14)	22	1-3	.333	1-3	.333	0-0	.000	0-1-1	5	2	1	0	1	3
at St. Bonaventure (12/17)														
at Vanderbilt (12/31)														
at Robert Morris* (1/3)														
at Sacred Heart* (1/8)														
at Quinnipiac* (1/10)														
WAGNER* (1/15)														
CCSU* (1/17)														
at FDU* (1/22)														
at St. Francis-NY* (1/24)														
MONMOUTH* (1/29)														
BRYANT (1/31)														
at CCSU* (2/5)														
at Wagner* (2/7)														
QUINNIPAC* (2/12)														
SACRED HEART* (2/14)														
at Long Island* (2/19)														
at Mount* (2/21)														
RMU* (2/26)														
FDU* (2/28)														

PROFETA'S CAREER STATS

Season	G-GS	FG-A	Pct.	3PT-A	Pct.	FT-A	Pct.	Pts-Avg.	Rebs-Avg.	A	TO	BL	ST	Min
2008-09	10-4	8-24	.333	5-18	.278	11-12	.917	32-3.2	19-1.9	8	9	2	5	159
2007-08	27-1	35-100	.350	26-80	.325	22-28	.786	118-4.4	36-1.3	19	13	3	13	318
2006-07	22-0	6-40	.150	3-30	.100	5-9	.556	20-0.9	12-0.5	8	6	1	5	113
2005-06	27-1	35-96	.365	21-57	.368	11-17	.647	102-3.8	67-2.5	30	31	8	13	516
Totals	86-6	84-260	.323	55-185	.297	49-66	.742	272-3.2	134-1.6	65	59	14	36	1106

PROFETA'S CAREER NORTHEAST CONFERENCE STATS

Season	G-GS	FG-A	Pct.	3PT-A	Pct.	FT-A	Pct.	Pts-Avg.	Rebs-Avg.	A	TO	BL	ST	Min
2008-09	2-0	1-2	.500	0-0	.000	0-0	.000	2-1.0	2-1.0	0	1	0	0	8
2007-08	17-1	23-61	.377	16-47	.340	18-23	.783	80-4.7	28-1.6	14	6	3	9	209
2006-07	15-0	2-21	.095	1-17	.059	4-7	.571	9-0.6	5-0.3	6	3	1	4	61
2005-06	18-0	33-81	.407	20-48	.417	10-15	.667	96-5.3	59-3.3	23	24	7	10	420
Totals	52-1	59-165	.358	37-112	.330	32-45	.711	187-3.6	94-1.8	43	34	11	23	698

#54 KURT HOFFMAN



2008-09 Notes:

- ◆ Has made 10-of-13 field goal attempts (76.9 percent) over the past five games.
- ◆ Posted 8 points on 3-of-4 shooting and had 7 rebounds at American.
- ◆ Career 54.6 percent field goal percentage (ranks seventh all-time at SFU).
- ◆ Voted a team tri-captain.
- ◆ Elected as President of Saint Francis' Student-Athlete Advisory Committee for the 2009 calendar year.

2007-08 Notes:

- ◆ Hoffman's .590 field goal percentage was highest among all SFU players with more than 30 attempts
- ◆ Was second on the team with 12 blocks

54

6-6 ◆ 210

Junior

Johnstown, Pa.
(Johnstown)

2008-09 HOFFMAN GAME-BY-GAME

Opponent	Min.	FG-A	Pct.	3FG-A	Pct.	FT-A	Pct.	O-D-TR	PF	A	TO	BS	ST	Pts
at Texas Tech (11/14)	19	0-2	.000	0-0	.000	0-0	.000	0-4-4	2	0	2	0	0	0
at American (11/17)	24	3-4	.750	0-0	.000	2-3	.667	3-4-7	2	0	2	0	0	8
DUQUESNE (11/20)	13	1-2	.500	0-0	.000	2-2	1.000	0-1-1	4	0	2	0	0	4
BUCKNELL (11/22)	17	2-3	.667	0-0	.000	2-2	1.000	2-1-3	2	0	0	1	0	6
at Lehigh (11/24)	22	1-4	.250	0-1	.000	1-2	.500	2-1-3	2	1	0	0	2	3
at YSU (11/29)	16	1-1	1.000	0-0	.000	0-0	.000	1-0-1	3	1	0	0	0	2
at Morgan State (12/1)	29	4-5	.800	0-0	.000	0-1	.000	0-3-3	3	0	2	1	0	8
LONG ISLAND* (12/4)	23	2-2	1.000	0-0	.000	0-0	.000	2-3-5	2	1	3	2	0	4
ST. FRANCIS-NY* (12/6)	26	1-2	.500	0-0	.000	2-2	1.000	5-4-9	4	0	3	0	0	4
at Iona (12/14)														
at St. Bonaventure (12/17)														
at Vanderbilt (12/31)														
at Robert Morris* (1/3)														
at Sacred Heart* (1/8)														
at Quinnipiac* (1/10)														
WAGNER* (1/15)														
CCSU* (1/17)														
at FDU* (1/22)														
at St. Francis-NY* (1/24)														
MONMOUTH* (1/29)														
BRYANT (1/31)														
at CCSU* (2/5)														
at Wagner* (2/7)														
QUINNIPIAC* (2/12)														
SACRED HEART* (2/14)														
at Long Island* (2/19)														
at Mount* (2/21)														
RMU* (2/26)														
FDU* (2/28)														

Season/Career Highs

POINTS

Season - 8, twice
Career - 10 vs. Morgan State (11/14/07)

REBOUNDS

Season - 9, vs. St. Francis-NY (12/6)
Career - 9 vs. St. Francis-NY (12/6/08)

FIELD GOALS

Season - 4 at Morgan State (12/1)
Career - 5 vs. Morgan State (11/14/07)

FIELD GOAL ATTEMPTS

Season - 5 at Morgan State (12/1)
Career - 6 vs. Morgan State (11/14/07)

3-POINT FIELD GOALS

Season - 0
Career - 1, twice

3-POINT FIELD GOAL ATTEMPTS

Season - 1 at Lehigh (11/24)
Career - 1, five times

FREE THROWS

Season - 2, four times
Career - 4 vs. Long Island (2/7/08)

FREE THROW ATTEMPTS

Season - 3 at American (11/17)
Career - 4, twice

ASSISTS

Season - 1, four times
Career - 4 at Duquesne (12/22/07)

STEALS

Season - 2 at Lehigh (11/24)
Career - 2, four times

BLOCKED SHOTS

Season - 2 vs. Long Island (12/4)
Career - 2, five times

MINUTES PLAYED

Season - 29 at Morgan State (12/1)
Career - 29 at Morgan State (12/1/08)

Miscellaneous

Category	2008-09	Career
Games led SFU in scoring	1	1
10+ rebound games	0	0
10+ scoring games	0	1
20+ scoring games	0	0
30+ scoring games	0	0
Double-doubles	0	0
Games led SFU in rebounds	1	3
Games led SFU in assists	0	0
Games led SFU in blocks	2	8
Games led SFU in steals	1	7

HOFFMAN'S CAREER STATS

Season	G-GS	FG-A	Pct.	3PT-A	Pct.	FT-A	Pct.	Pts-Avg.	Rebs-Avg.	A	TO	BL	ST	Min
2008-09	10-5	17-28	.607	0-1	.000	9-12	.750	43-4.3	39-3.9	4	15	4	2	210
2007-08	27-11	23-39	.590	0-0	.000	13-22	.591	59-2.2	67-2.5	17	16	12	10	364
2006-07	27-1	13-30	.433	2-4	.500	4-9	.444	32-1.2	38-1.4	5	11	3	5	259
Totals	64-17	53-97	.546	2-5	.400	26-43	.605	134-2.1	144-2.3	26	42	19	17	833

HOFFMAN'S CAREER NORTHEAST CONFERENCE STATS

Season	G-GS	FG-A	Pct.	3PT-A	Pct.	FT-A	Pct.	Pts-Avg.	Rebs-Avg.	A	TO	BL	ST	Min
2008-09	2-2	3-4	.750	0-0	.000	2-2	1.000	8-4.0	14-7.0	1	6	2	0	49
2007-08	16-3	13-21	.619	0-0	.000	7-10	.700	33-2.1	25-1.6	4	10	2	5	182
2006-07	17-1	10-20	.500	1-2	.500	3-7	.429	24-1.4	24-1.4	4	6	3	3	179
Totals	35-6	26-45	.578	1-2	.500	12-19	.632	65-1.9	63-1.8	9	22	7	8	410

2008-09 Saint Francis Men's Basketball
 SAINT FRANCIS Team Game-by-Game (as of Dec 15, 2008)
 All games

TEAM STATISTICS

Opponent	Date	Score	W/L	---TOTAL---		--3-PTRS--		FT-FTA		----REBOUNDS----				PF	A	TO	Blk	Stl	Pts---Avg			
				FG-FGA	Pct	3FG-FGA	Pct	Pct	Off	Def	Tot	Avg										
at Texas Tech	11/14/08	47-81	L	14-54	.259	7-21	.333	12-14	.857	9	26	35	35.0	20	8	23	1	7	47	47.0		
at American	11/17/08	46-67	L	17-49	.347	5-16	.313	7-9	.778	13	19	32	33.5	17	7	15	1	4	46	46.5		
DUQUESNE	11/20/08	72-83	L	24-53	.453	8-17	.471	16-18	.889	9	22	31	32.7	24	18	22	2	10	72	55.0		
BUCKNELL	11/22/08	69-59	Wot	16-45	.356	3-17	.176	34-39	.872	9	33	42	35.0	22	10	14	2	6	69	58.5		
at Lehigh	11/24/08	56-61	L	17-42	.405	4-15	.267	18-23	.783	8	24	32	34.4	25	7	17	0	6	56	58.0		
at Youngstown State	11/29/08	66-65	W	26-51	.510	8-15	.533	6-10	.600	12	22	34	34.3	16	16	12	2	3	66	59.3		
at Morgan State	12/1/08	65-61	W	23-38	.605	4-10	.400	15-23	.652	4	30	34	34.3	19	10	20	2	4	65	60.1		
LONG ISLAND	12/04/08	58-73	L	24-55	.436	2-13	.154	8-15	.533	10	19	29	33.6	15	13	13	3	6	58	59.9		
ST. FRANCIS-NY	12/06/08	69-65	W	25-57	.439	3-11	.273	16-23	.696	14	25	39	34.2	15	10	11	1	4	69	60.9		
at Iona College	12/14/08	61-78	L	19-43	.442	6-21	.286	17-21	.810	8	18	26	33.4	23	13	20	3	4	61	60.9		
SAINT FRANCIS				609		205-487	.421	50-156	.321	149-195	.764	96	238	334	33.4	196	112	167	17	54	609	60.9
Opponents				693		249-556	.448	76-202	.376	119-196	.607	114	211	325	32.5	187	138	123	25	82	693	69.3

Games played: 10
 Points/game: 60.9
 FG Pct: 42.1
 3FG Pct: 32.1
 FT Pct: 76.4

Rebounds/game: 33.4
 Assists/game: 11.2
 Turnovers/game: 16.7
 Assist/turnover ratio: 0.7
 Steals/game: 5.4
 Blocks/game: 1.7

2008-09 Saint Francis Men's Basketball
 SAINT FRANCIS Combined Team Statistics (as of Dec 12, 2008)
 Conference games

RECORD:	OVERALL	HOME	AWAY	NEUTRAL
ALL GAMES.....	(1-1)	(1-1)	(0-0)	(0-0)
CONFERENCE.....	(1-1)	(1-1)	(0-0)	(0-0)
NON-CONFERENCE.....	(0-0)	(0-0)	(0-0)	(0-0)

## Player	GP-GS	Min--Avg	---TOTAL---		---3-PTS---		FT-FTA	Pct	---REBOUNDS---				PF	FO	A	TO	Blk	Stl	Pts	Avg
			FG-FGA	Pct	3FG-FGA	Pct			Off	Def	Tot	Avg								
01 SWEETNEY, Devin....	2-2	67 33.5	11-27	.407	0-6	.000	10-17	.588	4	12	16	8.0	4	0	1	3	0	4	32	16.0
03 FORD, Marquis.....	2-2	64 32.0	10-18	.556	2-4	.500	2-5	.400	2	5	7	3.5	2	0	5	3	0	2	24	12.0
15 NELSON, Cale.....	2-2	51 25.5	6-15	.400	1-5	.200	5-6	.833	1	1	2	1.0	5	0	7	5	0	1	18	9.0
13 JUKIC, Mislav.....	2-2	46 23.0	7-16	.438	0-0	.000	2-3	.667	4	6	10	5.0	6	0	1	2	2	1	16	8.0
30 SURPRENANT, Grant..	2-0	40 20.0	5-13	.385	1-6	.167	0-0	.000	0	2	2	1.0	2	0	2	2	0	0	11	5.5
33 JACKSON, Kyle.....	2-0	37 18.5	3-9	.333	1-2	.500	3-5	.600	3	6	9	4.5	3	0	3	1	0	1	10	5.0
54 HOFFMAN, Kurt.....	2-2	49 24.5	3-4	.750	0-0	.000	2-2	1.000	7	7	14	7.0	6	0	1	6	2	0	8	4.0
14 ORANDI, Sorena....	2-0	32 16.0	2-5	.400	0-1	.000	0-0	.000	1	1	2	1.0	1	0	2	0	0	1	4	2.0
21 SPAID, Randy.....	1-0	3 3.0	1-2	.500	0-0	.000	0-0	.000	0	0	0	0.0	0	0	0	0	0	0	2	2.0
43 PROFETA, Steve....	2-0	8 4.0	1-2	.500	0-0	.000	0-0	.000	1	1	2	1.0	1	0	0	1	0	0	2	1.0
02 McFARLAND, Chris...	1-0	3 3.0	0-1	.000	0-0	.000	0-0	.000	0	0	0	0.0	0	0	1	0	0	0	0	0.0
TEAM.....									1	3	4	2.0	0		1					
Total.....	2	400	49-112	.438	5-24	.208	24-38	.632	24	44	68	34.0	30	0	23	24	4	10	127	63.5
Opponents.....	2	400	53-117	.453	17-44	.386	15-26	.577	25	47	72	36.0	35	-	16	27	3	12	138	69.0

TEAM STATISTICS	SFU	OPP	DATE	OPPONENT	W/L	SCORE	ATTEND
SCORING.....	127	138	*12/04/08	LONG ISLAND	L	58-73	1122
Points per game.....	63.5	69.0	*12/06/08	ST. FRANCIS-NY	W	69-65	-
Scoring margin.....	-5.5	-					
FIELD GOALS-ATT.....	49-112	53-117					
Field goal pct.....	.438	.453					
3 POINT FG-ATT.....	5-24	17-44					
3-point FG pct.....	.208	.386					
3-pt FG made per game.	2.5	8.5					
FREE THROWS-ATT.....	24-38	15-26					
Free throw pct.....	.632	.577					
F-Throws made per game	12.0	7.5					
REBOUNDS.....	68	72					
Rebounds per game....	34.0	36.0					
Rebounding margin....	-2.0	-					
ASSISTS.....	23	16					
Assists per game.....	11.5	8.0					
TURNOVERS.....	24	27					
Turnovers per game....	12.0	13.5					
Turnover margin.....	+1.5	-					
Assist/turnover ratio.	1.0	0.6					
STEALS.....	10	12					
Steals per game.....	5.0	6.0					
BLOCKS.....	4	3					
Blocks per game.....	2.0	1.5					
ATTENDANCE.....	1122	0					
Home games-Avg/Game...	2-561	0-0					
Neutral site-Avg/Game.	-	0-0					

SCORE BY PERIODS:	1st	2nd	Total
SAINT FRANCIS.....	52	75	- 127
Opponents.....	67	71	- 138

2008-09 Saint Francis Men's Basketball
 SAINT FRANCIS Combined Team Statistics (as of Dec 15, 2008)
 All games

RECORD:	OVERALL	HOME	AWAY	NEUTRAL
ALL GAMES.....	(4-6)	(2-2)	(2-4)	(0-0)
CONFERENCE.....	(1-1)	(1-1)	(0-0)	(0-0)
NON-CONFERENCE.....	(3-5)	(1-1)	(2-4)	(0-0)

## Player	GP-GS	Min--Avg	---TOTAL---		---3-PTS---		FT-FTA	Pct	---REBOUNDS---				PF	FO	A	TO	Blk	Stl	Pts	Avg
			FG-FGA	Pct	3FG-FGA	Pct			Off	Def	Tot	Avg								
01 SWEETNEY, Devin....	9-9	293 32.6	42-107	.393	7-29	.241	39-55	.709	10	61	71	7.9	25	0	4	30	3	9	130	14.4
13 JUKIC, Mislav.....	10-9	261 26.1	41-86	.477	0-3	.000	27-35	.771	21	37	58	5.8	27	0	7	25	7	4	109	10.9
03 FORD, Marquis.....	10-10	294 29.4	35-72	.486	12-30	.400	18-27	.667	7	31	38	3.8	14	1	23	23	0	12	100	10.0
15 NELSON, Cale.....	10-10	325 32.5	23-64	.359	13-38	.342	24-29	.828	5	16	21	2.1	23	0	43	27	1	10	83	8.3
54 HOFFMAN, Kurt.....	10-5	210 21.0	17-28	.607	0-1	.000	9-12	.750	16	23	39	3.9	29	1	4	15	4	2	43	4.3
30 SURPRENANT, Grant..	10-1	137 13.7	16-41	.390	10-26	.385	0-0	.000	1	8	9	0.9	10	0	6	7	0	3	42	4.2
33 JACKSON, Kyle.....	10-1	164 16.4	10-29	.345	3-8	.375	13-15	.867	8	19	27	2.7	21	0	8	11	0	5	36	3.6
43 PROFETA, Steve.....	10-4	159 15.9	8-24	.333	5-18	.278	11-12	.917	8	11	19	1.9	25	1	8	9	2	5	32	3.2
21 SPAID, Randy.....	8-1	50 6.3	6-10	.600	0-0	.000	2-3	.667	2	6	8	1.0	9	0	0	3	0	1	14	1.8
14 ORANDI, Sorena....	8-0	83 10.4	4-18	.222	0-3	.000	5-5	1.000	2	3	5	0.6	7	0	7	6	0	2	13	1.6
02 McFARLAND, Chris...	8-0	49 6.1	3-8	.375	0-0	.000	1-2	.500	3	4	7	0.9	6	0	2	8	0	1	7	0.9
TEAM.....										13	19	32	3.2	0		3				

Total.....	10	2025	205-487	.421	50-156	.321	149-195	.764	96	238	334	33.4	196	3	112	167	17	54	609	60.9
Opponents.....	10	2025	249-556	.448	76-202	.376	119-196	.607	114	211	325	32.5	187	-	138	123	25	82	693	69.3

TEAM STATISTICS	SFU	OPP	DATE	OPPONENT	W/L	SCORE	ATTEND

SCORING.....	609	693	11/14/08	at Texas Tech	L	47-81	9961
Points per game.....	60.9	69.3	11/17/08	at American	L	46-67	2123
Scoring margin.....	-8.4	-	11/20/08	DUQUESNE	L	72-83	1116
FIELD GOALS-ATT.....	205-487	249-556	11/22/08	BUCKNELL	W OT	69-59	1628
Field goal pct.....	.421	.448	11/24/08	at Lehigh	L	56-61	814
3 POINT FG-ATT.....	50-156	76-202	11/29/08	at Youngstown State	W	66-65	1585
3-point FG pct.....	.321	.376	12/1/08	at Morgan State	W	65-61	2579
3-pt FG made per game.	5.0	7.6	*12/04/08	LONG ISLAND	L	58-73	1122
FREE THROWS-ATT.....	149-195	119-196	*12/06/08	ST. FRANCIS-NY	W	69-65	-
Free throw pct.....	.764	.607	12/14/08	at Iona College	L	61-78	1523
F-Throws made per game	14.9	11.9					
REBOUNDS.....	334	325					
Rebounds per game....	33.4	32.5					
Rebounding margin....	+0.9	-					
ASSISTS.....	112	138					
Assists per game.....	11.2	13.8					
TURNOVERS.....	167	123					
Turnovers per game....	16.7	12.3					
Turnover margin.....	-4.4	-					
Assist/turnover ratio.	0.7	1.1					
STEALS.....	54	82					
Steals per game.....	5.4	8.2					
BLOCKS.....	17	25					
Blocks per game.....	1.7	2.5					
ATTENDANCE.....	3866	18585					
Home games-Avg/Game...	4-966	6-3098					
Neutral site-Avg/Game.	-	0-0					

SCORE BY PERIODS:	1st	2nd	OT	Total

SAINT FRANCIS.....	264	324	21	- 609
Opponents.....	321	361	11	- 693