

First Destination Report

Class of 2018



Dr. Nick Redden: Service, Family and Success

Executive Summary



Above photo: Alumni frequently return to Saint Francis to meet with current students, provide mentorship guidance, guest speak in classes, and catch up with former professors.

Saint Francis University's overall employment/graduate school rate for the Class of 2018 remains competitive at **99% employed or attending graduate school within 9 months of graduation** (96% employed or attending graduate school within 6 months). This data includes undergraduate and graduate students who received degrees through one of the three Schools: Business, Health Sciences and Education, and Science, Technology, Engineering, Arts, and Mathematics (STEAM) as well as through our Adult Degree and Continuing Studies program.

Our graduates secured employment or entered graduate or professional school in high-demand occupational fields including: Health Sciences, Business, Information Technology, Engineering, Communications, Social Services, Athletics, Education, Science and Research.

Highlights

- ◆ The average salary range for the Class of 2018 was \$50,000 – \$59,999.
- ◆ 80% of graduates believe that their internship, field experience, clinical rotations, student teaching or other experiential education experience was instrumental in obtaining full-time employment.
- ◆ 79% of graduates said they strongly agree or agree that Saint Francis University was instrumental in developing their faith and/or values for life after college.
- ◆ 30% of the graduates who received bachelor's degrees are attending graduate or professional school, which is 3% higher than the average over the last five years.
- ◆ Of the Class of 2018 graduates who received a bachelor's degree and continued on to graduate or professional school, 78% are studying at Saint Francis University.

**Full details of the data contained in this report can be viewed at www.francis.edu/career.
Questions about this report can be directed to the Office of Career Services at 814-472-3019,
careerservices@francis.edu.**

On the cover: Dr. Nick and his grandmother Icie Redden

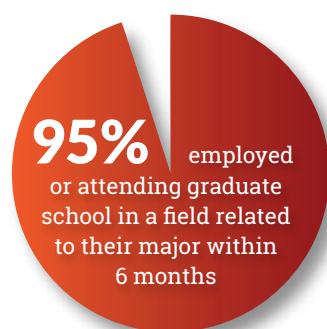
Nicholas Redden was 10 years old when a bicycle accident lead to surgery on his left elbow. Working hard to regain his range of motion after surgery sparked an interest in physical therapy as a career. That spark is now a reality. Nick earned his Doctor of Physical Therapy, (DPT) in May 2018, and accepted a position as an inpatient/outpatient physical therapist with The Cleveland Clinic. Nick remembers, "The education that SFU provided gave me the self-assurance to have in-depth discussions with other health care professionals. Most importantly I learned to provide excellent care to my patients, while gaining their confidence and trust along the way." Nick is looking forward to new opportunities within The Cleveland Clinic specializing in outpatient rehabilitation and sports therapy. (Read more: francis.edu/DrNick)

First Destination Outcomes

Employed or Enrolled in Graduate School (597 respondents)

Employed	439	74%
Employed Full-time	394	90%
Employed Part-time	14	3%
Employed, FT/PT status unknown	11	2%
Employed and attending graduate school*	20	5%
Attending graduate school only	152	25%
Still seeking employment	1	<1%
Other	7	<1%

*Included in number employed

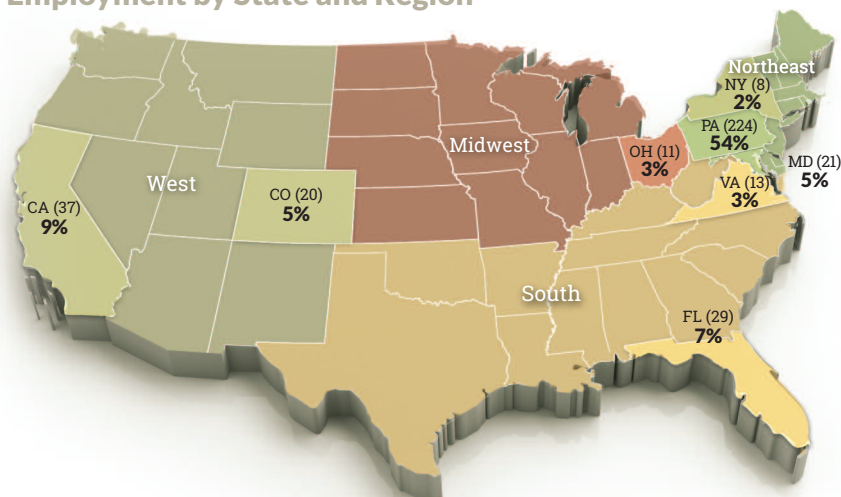


First Destination Locations

States and Region of Employment

Employed; Working and Attending Graduate School, 413 respondents.

Employment by State and Region



Northeast	241	58%
South	80	19%
West	69	17%
Midwest	21	5%
Outside of the US	2	<1%

Regions were determined based on the U.S. Census Bureau document *Census Regions and Divisions of the United States*.

Survey Overview

698

Students in Class of 2018

597

Total Survey Respondents

86%

Survey Knowledge/Response Rate

Class of 2018 graduate excerpt:

"Saint Francis gave me a lot of opportunities on campus to expand my knowledge and begin understanding how to balance work tasks through time management. I was able to have a work study job, along with lead a project that has potential to change how SFU operates. These tasks gave me an initial step in the door in terms of how the work force world is. I was also able to land an internship at a job fair that was held on campus, which gave me real life experience working in the corporate world."

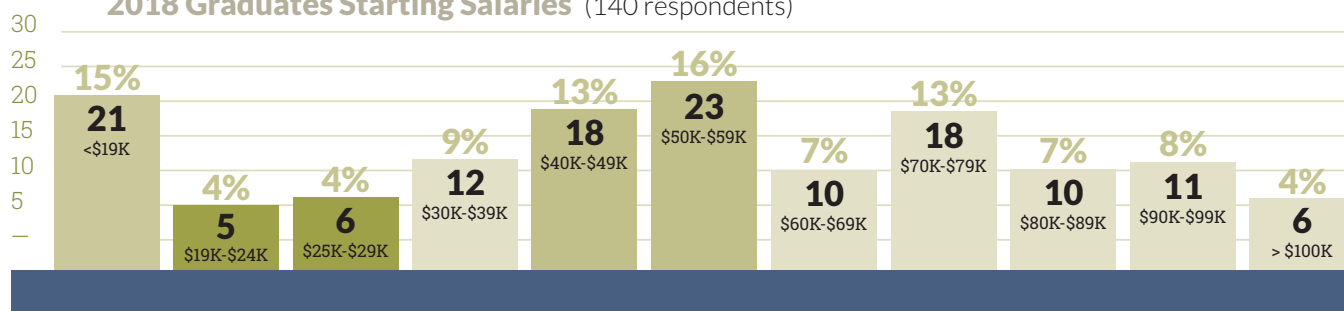
Employment and Salary Outcomes

Length of Time to Secure First Job or Graduate School Admission (292 respondents)

Held position prior to graduation	17	6%
Matriculated into SFU graduate program	121	41%
Secured position prior to graduation	75	26%
Secured position within 1 to 3 months	48	16%
Secured position within 4 to 6 months	19	7%
Secured position within 7 to 8 months	8	3%
Not currently seeking employment, personal	3	1%
Still seeking employment	1	<1%



2018 Graduates Starting Salaries (140 respondents)



Faith at SFU



In their Words:

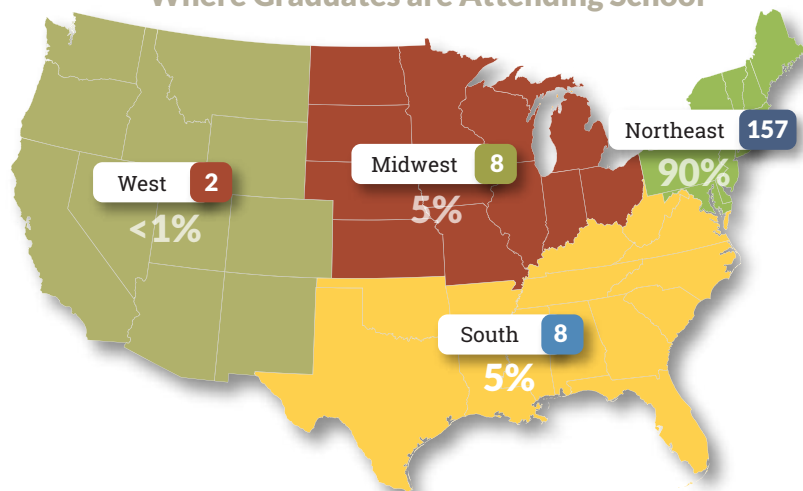
"SFU taught me key principles and helped build my work ethic. The example set by my professors was the biggest reason my values have developed over time."

"The connections I've made during my time at Saint Francis helped to lay the pathway of obtaining a full time position. I've learned that you should not value money when looking for a job, but a job that you will be happy and proud to be doing."

Graduate and Professional School Information

A total of 175 out of 698 graduates of the Class of 2018 are currently pursuing an advanced degree.

Where Graduates are Attending School



The list below highlights some of the graduate schools that Saint Francis University graduates chose to attend:

- Adler University
- Boston University
- Bowling Green State University
- Campbell University School of Osteopathic Medicine
- Chatham University
- Duquesne University
- Edward Via College of Osteopathic Medicine
- Geisinger Commonwealth School of Medicine
- George Mason University
- John Carroll University
- Indiana University – Kelly School of Business
- Lake Erie College of Osteopathic Medicine
- Liberty University
- Nova Southeastern University – College of Optometry
- Ohio Northern University – Pettit College of Law
- Oregon State University
- Philadelphia College of Medicine
- Penn State University
- Rochester Institute of Technology
- Saint Francis University
- Shippensburg University
- The Citadel
- University of La Verne
- University of Maine
- University of Pittsburgh
- University of Saint Augustine

By the Numbers

100%

of the students who applied to graduate school were accepted by at least one institution.

3

students were accepted into an accelerated program.

78%

enrolled in an SFU Master's Program (136 out of 175).

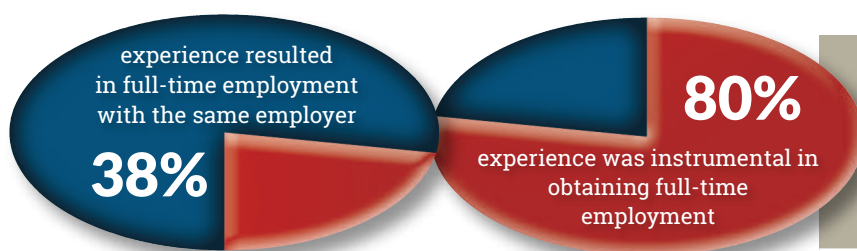
21

students received a scholarship, fellowship, teaching assistantship, or graduate assistantship.



Job and Internship fairs are some of the ways that the Office of Career Services at Saint Francis University assisted students in finding the right path after their undergraduate study.

Internship/Experiential Education



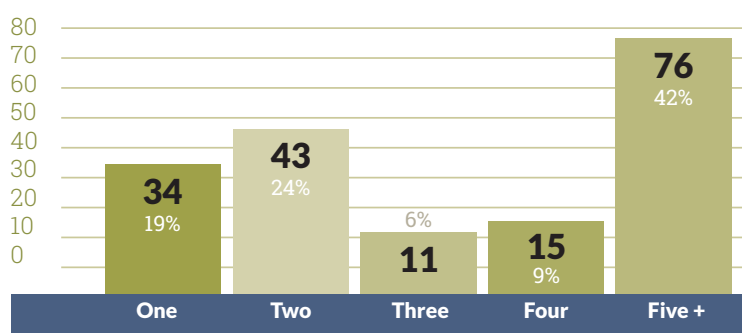
Response Highlight

78%
of respondents completed at least one formal resume-enhancing experience

698
students in the Class of 2018

262
total respondents

Number of Experiences (179 respondents)



Excerpt from a Class of 2018 graduate:

"I received a personalized, high quality education in an environment that was accepting, felt like a family, and fostered my faith and personal values alike. I could not be happier with my decision to choose Saint Francis."

Historical Overview: Past Five Years of Post-Graduation Plans

	2018	2017	2016	2015	2014
Number of Graduates	698	766	764	761	708
Response Rate	597 (86%)	656 (86%)	642 (84%)	638 (84%)	626 (88%)
Total Employed	439 (74%)	492 (75%)	461 (72%)	490 (77%)	474 (76%)
Employed Full-time	394 (90%)	420 (86%)	349 (76%)	426 (87%)	368 (78%)
Employed Part-time	14 (3%)	25 (5%)	8 (2%)	10 (2%)	19 (4%)
Employed, FT/PT status unknown	11 (2%)	46 (9%)	104 (22%)	54 (11%)	86 (18%)
Attending graduate school only	152 (25%)	155 (24%)	145 (23%)	138 (22%)	143 (23%)
Still seeking employment	1 (<1%)	4 (<1%)	1 (<1%)	5 (0.8%)	6 (1%)
Other	3 (<1%)* 2 (<1%)*	4 (<1%)* 2 (<1%)**	1 (<1%)* 1 (<1%)**	4 (<1%)* 1 (<1%)*	1 (<1%)*

*Not seeking due to personal reasons

**Participating in a volunteer or service program

Methodology

The 2018 First Destination Survey was distributed by the Career Services Office to 698 undergraduate and graduate students who graduated in December 2017 and May or Summer of 2018. Each graduate received an email with a link to the survey and a paper copy of the survey by regular mail in November 2018. Two months later, in January 2019, each non-respondent was contacted again by email and regular mail. Faculty, staff, advisors and academic departments were then contacted to obtain any available post-graduation information for non-respondents. In addition to the mailings and faculty contact, follow-up phone calls and emails were made to non-respondents. Social media tools (LinkedIn, Facebook, and Google) were also used to retrieve graduate information.

Appendix A of the full report includes a copy of the **First Destination Survey**, the tool used to capture the information contained in this report. View the full report at www.francis.edu/career.

Career Snapshots: Class of 2018

Candace Rupert

Double Major:

Aquarium & Zoo Science/Biology

The motto “Become That Someone” is being lived out by Candace Rupert not only in her career, but in her life as well. Candace has always loved the ocean and knew since second grade that she wanted to save the ocean and all its inhabitants. With a double major in Aquarium & Zoo Science and Biology with a Marine Biology Concentration, she landed an internship with Walt Disney Company caring for manatees and dolphins. She also cares for people. Just weeks after starting her internship, Candace was honored with the Disney Heroes Award when she saved the life of a young mother who was struck by lightning.

Kyra Castano

Double Major:

Finance/Accounting

Sometimes there’s one moment that puts everything into perspective. For Kyra Castano, it was during a lecture that took place the last semester of her senior year that made her realize Saint Francis University would forever be a part of who she is. The lecture explored the concept of personal and professional “ownership”, and the notion that those who “own” their lives make better leaders. “The ownership culture at Saint Francis is predominate,” she said. “It’s present in every class, presentation, game, or mass.” Kyra credits the SFU faculty, coaches, and staff for helping her to “own” her goals and achieve her dream job at Baker Tilly Virchow Krause LLP as a RIAC staff consultant.

Megan Lamb

Major: Master of Education

Megan Lamb knew from an early age that she wanted to be a teacher. After graduating with a Master of Education degree, she fulfilled her childhood dream and is now teaching eleventh grade English at Altoona Area High School. “Saint Francis taught me that teaching is just one part of the profession,” said Megan. “Never forget that you are an advocate and role model for your students. Lead by example and be sure to make choices that reflect positive values.” Megan credits the dedicated faculty and her student teaching experiences for helping shape her into the professional she is today. She plans to further her education with additional professional certifications so she can continue to grow as an educator.

Becoming “that someone” they are meant to be:

Saint Francis University students go on to become
doctors, biologists, chemists, engineers, entrepreneurs, lawyers,
teachers, nurses and policy-makers to name a few.

Our graduates enjoy successful careers and carry their Franciscan values with them.

Read more success stories: www.francis.edu/GraduateSuccess



Goals of Franciscan Higher Education

As the first Franciscan University in the nation, Saint Francis University has been transforming lives for 170 years. Every student at Saint Francis benefits from a top-tier holistic education while surrounded by accomplished faculty and opportunities for internships and travel. The values of respect, ambition, generosity and joy run deep in the Saint Francis culture; and prepare students for greatness and a passion to shape the world.

- ♦ A humble and generous attitude toward learning
- ♦ Reverence for all life and the goodness of humanity
- ♦ Respect for the uniqueness of individual persons
- ♦ A global vision
- ♦ Service to the poor and needy
- ♦ A community of faith and prayer
- ♦ A spirit of simplicity and joy
- ♦ Franciscan presence



117 Evergreen Drive ♦ P.O. Box 600 ♦ Loretto, PA 15940

(814)-472-3000 ♦ www.francis.edu



Statement of Nondiscrimination: Saint Francis University does not discriminate on the basis of gender, gender identity, age, race, color, ethnicity, religion, sexual orientation, marital status, disability, pregnancy status, veteran status, predisposing genetic characteristic or any protected classification. This policy applies to all programs and activities of the University, including, but not limited to, admission and employment practices, educational policies, scholarship and loan programs and athletic or other University sponsored programs.

The following person has been designated to handle inquiries regarding the University's non-discrimination policy: Lynne Banks, Associate Dean of Students, Title IX Coordinator, 814-472-3352, lbanks@francis.edu.